

Libertarian National Committee - Membership Report

"Donor" Totals - Apr-17

4 Year & 12 Month Comparison

	Dec-13	Dec-14	Dec-15	Dec-16	Apr-16	May-16	Jun-16	Jul-16	Aug-16	Sep-16	Oct-16	Nov-16	Dec-16	Jan-17	Feb-17	Mar-17	Apr-17
Active w-MEM	13670	12053	11184	18592	12509	14532	15477	16656	17568	17888	18327	18564	18592	18908	18715	18334	17843
Active w/out MEM	967	747	509	1814	519	787	981	1223	1736	1890	1843	1822	1814	1806	1838	1862	1829
Total Active Donors	14637	12800	11693	20406	13028	15319	16458	17879	19304	19778	20170	20386	20406	20714	20553	20196	19672
Percent Change	-2.05%	-12.55%	-8.65%	74.51%	5.65%	17.59%	7.44%	8.63%	7.97%	2.46%	1.98%	1.07%	0.10%	1.51%	-0.78%	-1.74%	-2.59%
Lapsed/Drop MEM	1245	1733	909	1016	718	465	662	514	681	599	753	589	1016	672	831	1533	1314
Lapse w/out MEM	82	203	30	27	20	10	14	10	24	29	37	29	27	25	34	32	50
Lapsed/Drop Total	1327	1936	939	1043	738	475	676	524	705	628	790	618	1043	697	865	1565	1364
Percent Change					-15.95%	-35.64%	42.32%	-22.49%	34.54%	-10.92%	25.80%	-21.77%	68.77%	-33.17%	24.10%	80.92%	-12.84%
New Donors w-MEM	267	110	103	321	675	1393	1184	1181	1054	469	526	485	321	481	299	386	262
New w/out MEM	168	6	6	11	31	176	163	230	535	176	52	22	11	14	13	47	14
New Total	435	116	109	332	706	1569	1347	1411	1589	645	578	507	332	495	312	433	276
Percent Change					29.30%	122.24%	-14.15%	4.75%	12.62%	-59.41%	-10.39%	-12.28%	-34.52%	49.10%	-36.97%	38.78%	-36.26%
Renewed w-MEM	966	729	792	723	728	1095	423	512	539	450	666	341	723	507	339	766	561
Renewed w/out MEM	55	14	20	8	1	102	45	22	2	7	-62	-14	8	3	53	9	3 *
Total Renewals	1021	743	812	731	729	1197	468	534	541	457	604	327	731	510	392	775	564
Percent Change					-0.95%	64.20%	-60.90%	14.10%	1.31%	-15.53%	32.17%	-45.86%	123.55%	-30.23%	-23.14%	97.70%	-27.23%
Total "MEM"	130507	133400	135197	145814	137539	139513	140413	141889	143319	143935	144707	145455	145814	146350	146869	147222	136069
Percent Change	2.84%	2.22%	1.35%	7.85%	0.54%	1.44%	0.65%	1.05%	1.01%	0.43%	0.54%	0.52%	0.25%	0.37%	0.35%	0.24%	-7.58%
Total "LIFETIME"	2295	2446	2458	2571	2473	2501	2514	2531	2554	2560	2567	2566	2571	2574	2577	2580	2588
Total "BSM"	13869	12526	11045	19003	12461	14554	15448	16759	17541	18071	18486	18805	19003	19293	19152	18864	18399

Last Year vs. This Year

	Apr-16	Apr-17	Change	12 Mo Ave		
Active w-MEM	12509	17843	42.64%	17617	<u>Active Donors w-MEM =</u>	17843
Active w/out MEM	519	1829	252.41%	1619	<u>Lapsed & Zero Dues MEM =</u>	118226
Total Active Donors	13028	19672	51.00%	19236	<u>Total "MEM" w-Signed Certificate =</u>	<u>136069</u>
Lapsed/Dropped	738	1364	84.82%	829	<u>Member Signed Certificate =</u>	<u>"MEM"</u>
New Donors	706	276	-60.91%	791	<u>Total "BSM" =</u>	<u>18399</u>
Renewals	729	564	-22.63%	592	<u>Bvlaws Defined Sustaining Member =</u>	<u>"BSM"</u>

* Neg "sub" due to email push to convert Sub's to Mem's in Oct-16 & Nov-16

Apr-17 MEMBERSHIP BY STATE --- ACTIVE AND NON ACTIVE

STATE	TOTAL "MEM"	ACTIVE "MEM"	ACTIVE "SUB"	TOTAL "ACTIVE"	TOTAL "BSM"
AK	678	93	5	98	93
AL	1777	266	17	283	273
AR	903	125	12	137	126
AZ	3200	378	44	422	387
CA	19271	1951	219	2170	1997
CO	3808	600	59	659	617
CT	1483	205	29	234	210
DC	380	48	5	53	52
DE	400	52	4	56	53
FL	8147	973	128	1101	1025
GA	5847	578	64	642	601
HI	545	70	7	77	72
IA	1046	188	12	200	188
ID	766	78	9	87	78
IL	4471	624	71	695	649
IN	3292	479	36	515	503
KS	1192	160	11	171	166
KY	1192	165	11	176	172
LA	1114	198	19	217	201
MA	2842	311	41	352	313
MD	2445	365	34	399	368
ME	803	88	13	101	92
MI	5223	607	40	647	622
MN	2025	262	34	296	273
MO	2317	332	23	355	349
MS	704	96	9	105	99

STATE	TOTAL "MEM"	ACTIVE "MEM"	ACTIVE "SUB"	TOTAL "ACTIVE"	TOTAL "BSM"
MT	544	80	8	88	80
NC	3382	461	52	513	475
ND	227	51	5	56	52
NE	636	100	5	105	101
NH	1401	190	21	211	190
NJ	3057	380	53	433	393
NM	1184	185	21	206	188
NV	1895	191	25	216	196
NY	5057	758	85	843	790
OH	4919	716	57	773	758
OK	1038	151	16	167	159
OR	2205	182	38	220	187
PA	5926	693	80	773	726
RI	302	40	8	48	40
SC	1852	263	26	289	275
SD	265	45	6	51	45
TN	2567	492	15	507	499
TX	9204	1438	145	1583	1468
UT	1183	139	16	155	141
VA	4808	860	67	927	892
VT	393	39	4	43	42
WA	4545	594	60	654	615
WI	2016	317	35	352	323
WV	595	66	4	70	70
WY	318	35	2	37	34
XX	679	85	19	104	81

SUSTAINING MEMBERSHIP STATE RANKINGS - "BSM"

State	Total BSM	Rank	State	Total BSM	Rank
CA	1997	1	NV	196	27
TX	1468	2	NH	190	28
FL	1025	3	IA	188	29
VA	892	4	NM	188	30
NY	790	5	OR	187	31
OH	758	6	KY	172	32
PA	726	7	KS	166	33
IL	649	8	OK	159	34
MI	622	9	UT	141	35
CO	617	10	AR	126	36
WA	615	11	NE	101	37
GA	601	12	MS	99	38
IN	503	13	AK	93	39
TN	499	14	ME	92	40
NC	475	15	MT	80	41
NJ	393	16	ID	78	42
AZ	387	17	HI	72	43
MD	368	18	WV	70	44
MO	349	19	DE	53	45
WI	323	20	DC	52	46
MA	313	21	ND	52	47
SC	275	22	SD	45	48
AL	273	23	VT	42	49
MN	273	24	RI	40	50
CT	210	25	WY	34	51
LA	201	26	XX	81	52

	TOTAL "MEM"	ACTIVE "MEM"	ACTIVE "SUB"	TOTAL "ACTIVE"	TOTAL "BSM"
TOTALS	136069	17843	1829	19672	18399

DEFINITIONS: MEM = Member Signed Certificate

Total MEM = Total # Constituents Per State w-Member Signed Certificate

ACTIVE MEM = Current Dues Paying or Lifetime Donor w-Signed Certificate

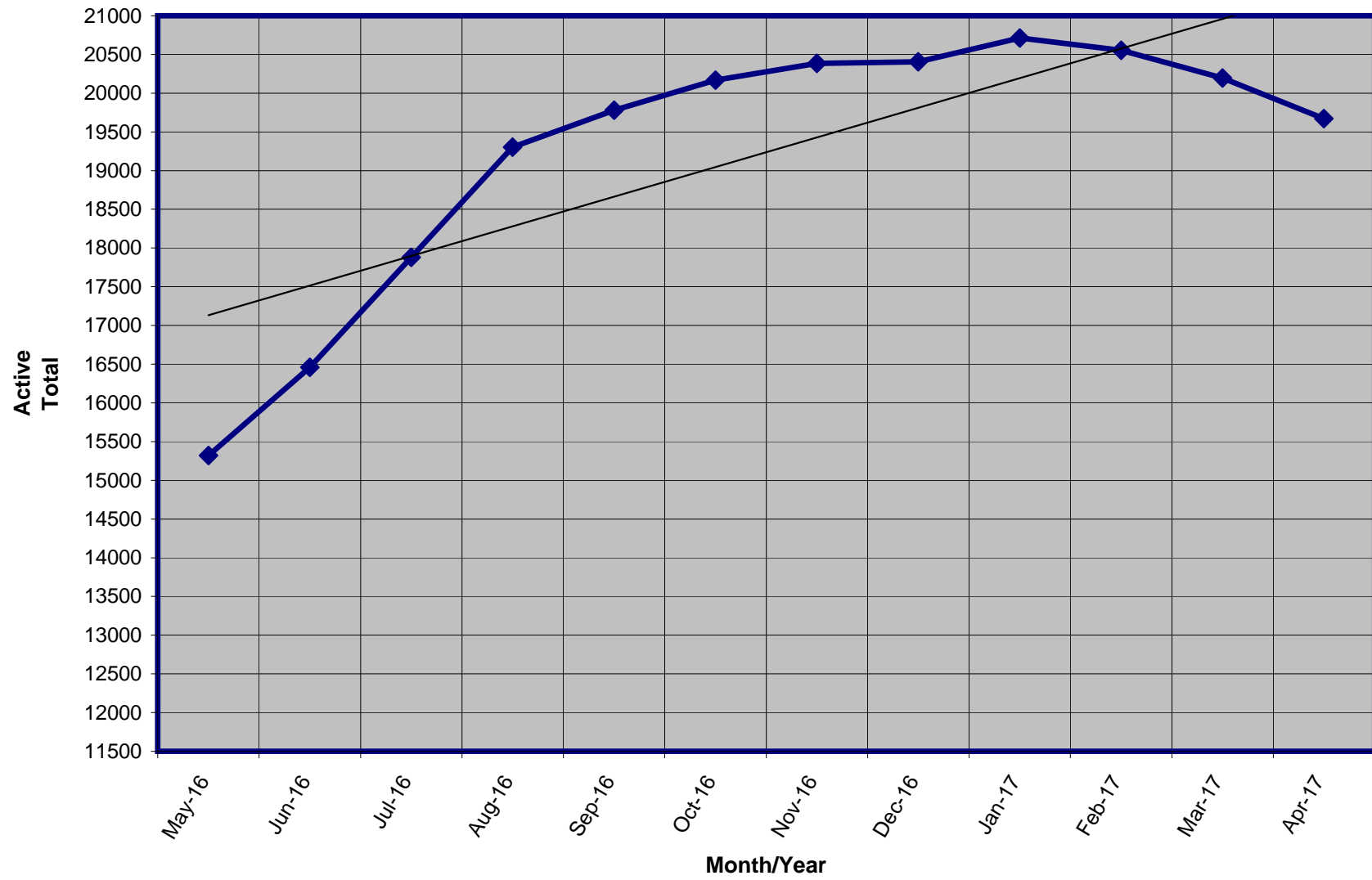
ACTIVE SUB (ACTIVE NON MEM) = Current Dues Paying or Lifetime Donors Who Have NOT Signed the Certificate (Formerly Called "Subscriber")

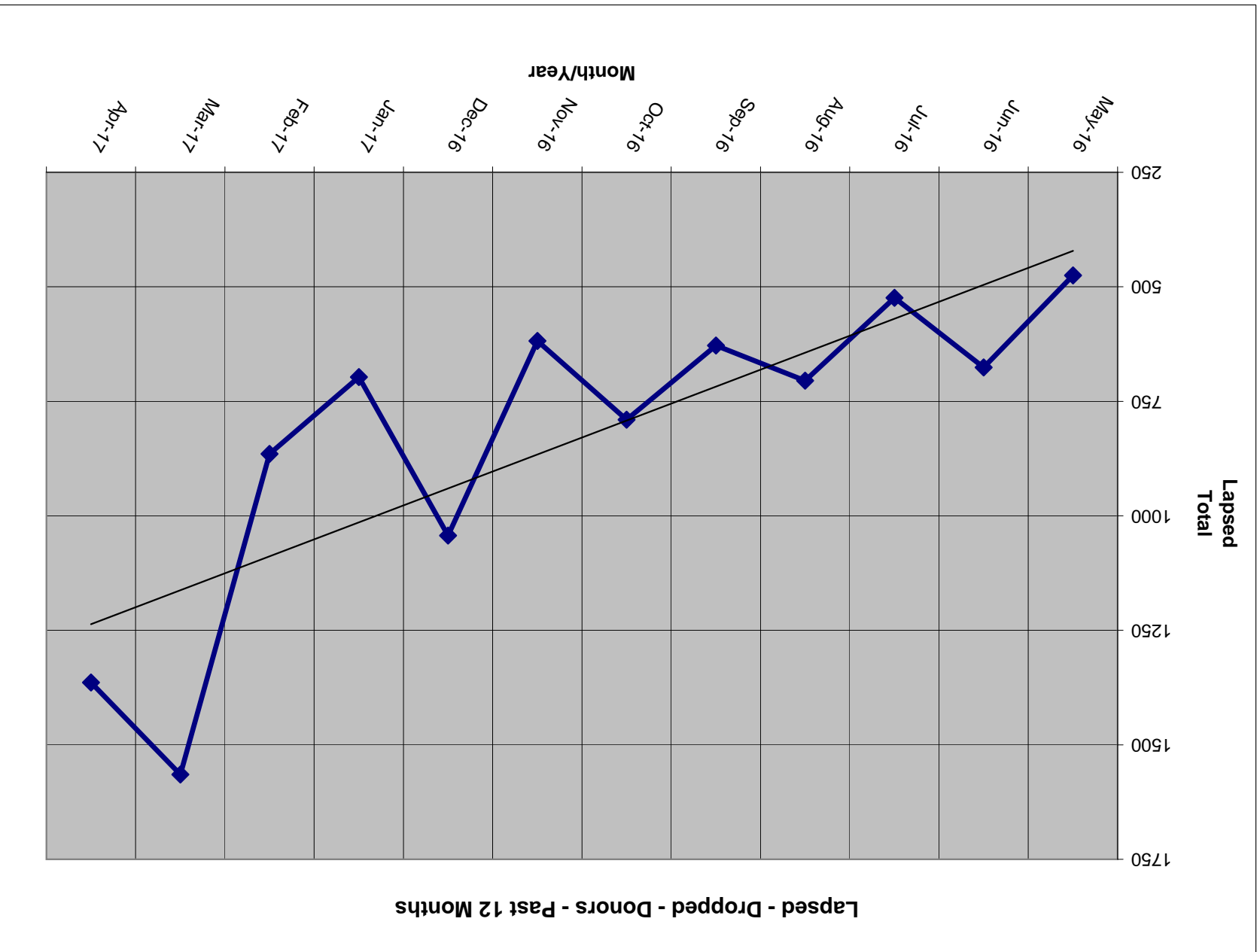
TOTAL ACTIVE = Current Dues Paying or Lifetime Donor

BSM = By Law Definition of "Sustaining Member" and number used for delegate count

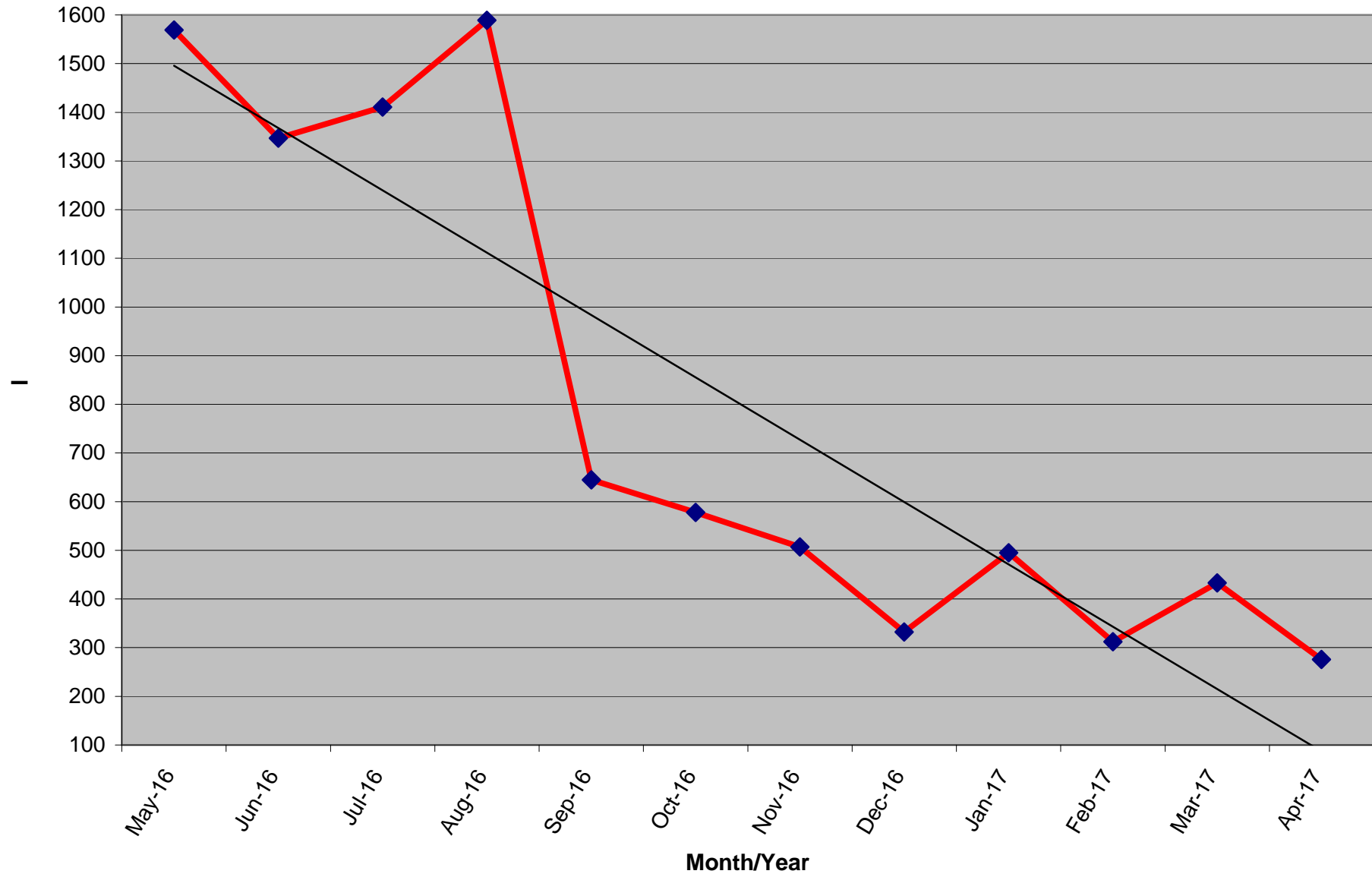
(Art 5-3: "Sustaining member" is any Party member who has given at least \$25 to the Party in the prior twelve months, or who is a life member.)

Active Donors - Past 12 Months





New Donors Past 12 Months



Renew Donors - Past 12 Months

