

**Libertarian National Committee**

**"Donor" Totals - Aug-07**

**18 Month Comparison**

	Mar-06	Apr-06	May-06	Jun-06	Jul-06	Aug-06	Sep-06	Oct-06	Nov-06	Dec-06	Jan-07	Feb-07	Mar-07	Apr-07	May-07	Jun-07	Jul-07	Aug-07
Active w-MEM	13664	13620	13168	12541	12047	11504	11145	11350	11196	11014	11344	11921	12144	12333	12692	13133	13359	13551
Active w/out MEM	1770	1403	1322	1175	1034	900	862	880	824	778	803	891	965	852	791	792	817	822
<b>Total</b>	<b>15434</b>	<b>15023</b>	<b>14490</b>	<b>13716</b>	<b>13081</b>	<b>12404</b>	<b>12007</b>	<b>12230</b>	<b>12020</b>	<b>11792</b>	<b>12147</b>	<b>12812</b>	<b>13109</b>	<b>13185</b>	<b>13483</b>	<b>13925</b>	<b>14176</b>	<b>14373</b>
<b>Percent Change</b>	<b>-3.46%</b>	<b>-2.66%</b>	<b>-3.55%</b>	<b>-5.34%</b>	<b>-4.63%</b>	<b>-5.18%</b>	<b>-3.20%</b>	<b>1.86%</b>	<b>-1.72%</b>	<b>-1.90%</b>	<b>3.01%</b>	<b>5.47%</b>	<b>2.32%</b>	<b>0.58%</b>	<b>2.26%</b>	<b>3.28%</b>	<b>1.80%</b>	<b>1.39%</b>

Lapsed MEM	1236	737	1132	1223	1117	1197	971	1189	1127	928	336	396	783	659	671	613	547	587
Lapes w/out MEM	239	439	155	535	178	190	57	92	60	56	22	22	35	114	70	49	49	52
<b>Lapsed Total</b>	<b>1475</b>	<b>1176</b>	<b>1287</b>	<b>1758</b>	<b>1295</b>	<b>1387</b>	<b>1028</b>	<b>1281</b>	<b>1187</b>	<b>984</b>	<b>358</b>	<b>418</b>	<b>818</b>	<b>773</b>	<b>741</b>	<b>662</b>	<b>596</b>	<b>639</b>
<b>Percent Change</b>	<b>46.47%</b>	<b>-20.27%</b>	<b>9.44%</b>	<b>36.60%</b>	<b>-26.34%</b>	<b>7.10%</b>	<b>-25.88%</b>	<b>24.61%</b>	<b>-7.34%</b>	<b>-17.10%</b>	<b>-63.62%</b>	<b>16.76%</b>	<b>95.69%</b>	<b>-5.50%</b>	<b>-4.14%</b>	<b>-10.66%</b>	<b>-9.97%</b>	<b>7.21%</b>

New Donors w-MEM	132	102	132	124	109	114	251	525	203	132	240	196	196	170	181	299	195	244
New w/out MEM	0	0	0	0	0	0	0	2	1	0	0	2	0	0	0	4	0	0
<b>New Total</b>	<b>132</b>	<b>102</b>	<b>132</b>	<b>124</b>	<b>109</b>	<b>114</b>	<b>251</b>	<b>527</b>	<b>204</b>	<b>132</b>	<b>240</b>	<b>198</b>	<b>196</b>	<b>170</b>	<b>181</b>	<b>303</b>	<b>195</b>	<b>244</b>
<b>Percent Change</b>	<b>-43.83%</b>	<b>-22.73%</b>	<b>29.41%</b>	<b>-6.06%</b>	<b>-12.10%</b>	<b>4.59%</b>	<b>120.18%</b>	<b>109.96%</b>	<b>-61.29%</b>	<b>-35.29%</b>	<b>81.82%</b>	<b>-17.50%</b>	<b>-1.01%</b>	<b>-13.27%</b>	<b>6.47%</b>	<b>67.40%</b>	<b>-35.64%</b>	<b>25.13%</b>

Renewed w-MEM	671	591	548	472	514	540	361	869	770	614	426	777	810	678	849	755	578	535
Renewed w/out MEM	119	72	74	388	37	56	19	112	3	10	47	108	109	1	9	46	74	57
<b>Total Renewals</b>	<b>790</b>	<b>663</b>	<b>622</b>	<b>860</b>	<b>551</b>	<b>596</b>	<b>380</b>	<b>981</b>	<b>773</b>	<b>624</b>	<b>473</b>	<b>885</b>	<b>919</b>	<b>679</b>	<b>858</b>	<b>801</b>	<b>652</b>	<b>592</b>
<b>Percent Change</b>	<b>86.76%</b>	<b>-16.08%</b>	<b>-6.18%</b>	<b>38.26%</b>	<b>-35.93%</b>	<b>8.17%</b>	<b>-36.24%</b>	<b>158.16%</b>	<b>-21.20%</b>	<b>-19.28%</b>	<b>-24.20%</b>	<b>87.10%</b>	<b>3.84%</b>	<b>-26.12%</b>	<b>54.20%</b>	<b>-6.64%</b>	<b>-18.60%</b>	<b>-9.20%</b>

Active MEM	13664	13620	13168	12541	12047	11504	11145	11350	11196	11014	11344	11921	12144	12333	12692	13133	13359	13551
Zero Dues MEM	85648	85820	86780	88936	89826	90928	91681	92187	93175	93718	93754	93537	93517	93438	93479	93163	93082	93127
<b>Total "MEM"</b>	<b>99312</b>	<b>99440</b>	<b>99948</b>	<b>101477</b>	<b>101873</b>	<b>102432</b>	<b>102826</b>	<b>103537</b>	<b>104371</b>	<b>104732</b>	<b>105098</b>	<b>105458</b>	<b>105661</b>	<b>105771</b>	<b>106171</b>	<b>106296</b>	<b>106441</b>	<b>106678</b>
<b>Percent Change</b>	<b>0.90%</b>	<b>0.13%</b>	<b>0.51%</b>	<b>1.53%</b>	<b>0.39%</b>	<b>0.55%</b>	<b>0.38%</b>	<b>0.69%</b>	<b>0.81%</b>	<b>0.35%</b>	<b>0.35%</b>	<b>0.34%</b>	<b>0.19%</b>	<b>0.10%</b>	<b>0.38%</b>	<b>0.12%</b>	<b>0.14%</b>	<b>0.22%</b>

**Last Year vs. This Year**

	Aug-06	Aug-07
Active w-MEM	11504	13551
Active w/out MEM	900	822
<b>Total Active</b>	<b>12404</b>	<b>14373</b>
<b>Percent Change</b>		<b>15.87%</b>

**Active Donors w-MEM = 13551**

**Lapsed & Zero Dues MEM = 93127**

**Total "MEM" w-Signed Certificate = 106678**

Lapsed	1387	639
<b>Percent Change</b>		<b>-53.93%</b>

**Member Signed Certificate = "MEM"**

New Donors	114	244
<b>Percent Change</b>		<b>114.04%</b>

Renewals	596	592
<b>Percent Change</b>		<b>-0.67%</b>

**Aug-07 MEMBERSHIP BY STATE --- ACTIVE AND NON ACTIVE**

<u>STATE</u>	<u>TOTAL "MEM"</u>	<u>NON ACTIVE "MEM"</u>	<u>ACTIVE "MEM"</u>	<u>ACTIVE "SUB"</u>	<u>TOTAL "ACTIVE"</u>
AL	1259	1082	177	5	182
AK	598	527	71	2	73
AZ	2555	2245	310	23	333
AR	647	573	74	4	78
CA	17345	15361	1984	105	2089
CO	2872	2441	431	33	464
CT	1187	1006	181	17	198
DE	313	265	48	4	52
DC	288	256	32	1	33
FL	6111	5283	828	55	883
GA	5011	4498	513	25	538
HI	427	374	53	4	57
ID	593	532	61	1	62
IL	3551	3057	494	39	533
IN	2367	2054	313	20	333
IA	792	681	111	6	117
KS	971	810	161	7	168
KY	828	721	107	6	113
LA	747	632	115	5	120
ME	674	605	69	2	71
MD	1922	1649	273	20	293
MA	2465	2186	279	27	306
MI	4420	3946	474	23	497
MN	1620	1413	207	13	220
MS	446	396	50	8	58
MO	1799	1542	257	17	274

<u>STATE</u>	<u>TOTAL "MEM"</u>	<u>NON ACTIVE "MEM"</u>	<u>ACTIVE "MEM"</u>	<u>ACTIVE "SUB"</u>	<u>TOTAL "ACTIVE"</u>
MT	400	349	51	5	56
NE	444	383	61	5	66
NV	1412	1209	203	11	214
NH	1179	1020	159	10	169
NJ	2485	2183	302	24	326
NM	932	802	130	6	136
NY	3753	3196	557	42	599
NC	2502	2163	339	9	348
ND	131	110	21	1	22
OH	3586	3079	507	44	551
OK	752	655	97	4	101
OR	1880	1676	204	11	215
PA	4817	4271	546	23	569
RI	220	191	29	1	30
SC	1223	1066	157	7	164
SD	180	147	33	0	33
TN	1783	1526	257	5	262
TX	6428	5622	806	60	866
UT	901	807	94	4	98
VT	346	312	34	7	41
VA	3236	2728	508	25	533
WA	3607	3176	431	24	455
WV	493	438	55	0	55
WI	1466	1266	200	12	212
WY	260	217	43	0	43
OTHER	454	400	54	10	64

	<u>TOTAL "MEM"</u>	<u>NON ACTIVE "MEM"</u>	<u>ACTIVE "MEM"</u>	<u>ACTIVE "SUB"</u>	<u>TOTAL "ACTIVE"</u>
<b>TOTALS</b>	<b>106678</b>	<b>93127</b>	<b>13551</b>	<b>822</b>	<b>14373</b>

**DEFINITIONS: MEM = Member Signed Certificate**

**Total MEM = Total # Constituents Per State w-Member Signed Certificate**

**NON ACTIVE MEM = Const w-Signed Certificate who are Lapsed or Inquires ("Zero Dues Member")**

**ACTIVE MEM = Current Dues Paying or Lifetime Donor w-Signed Certificate (By Law Definition of "Sustaining Member" and number used for delegate count)**

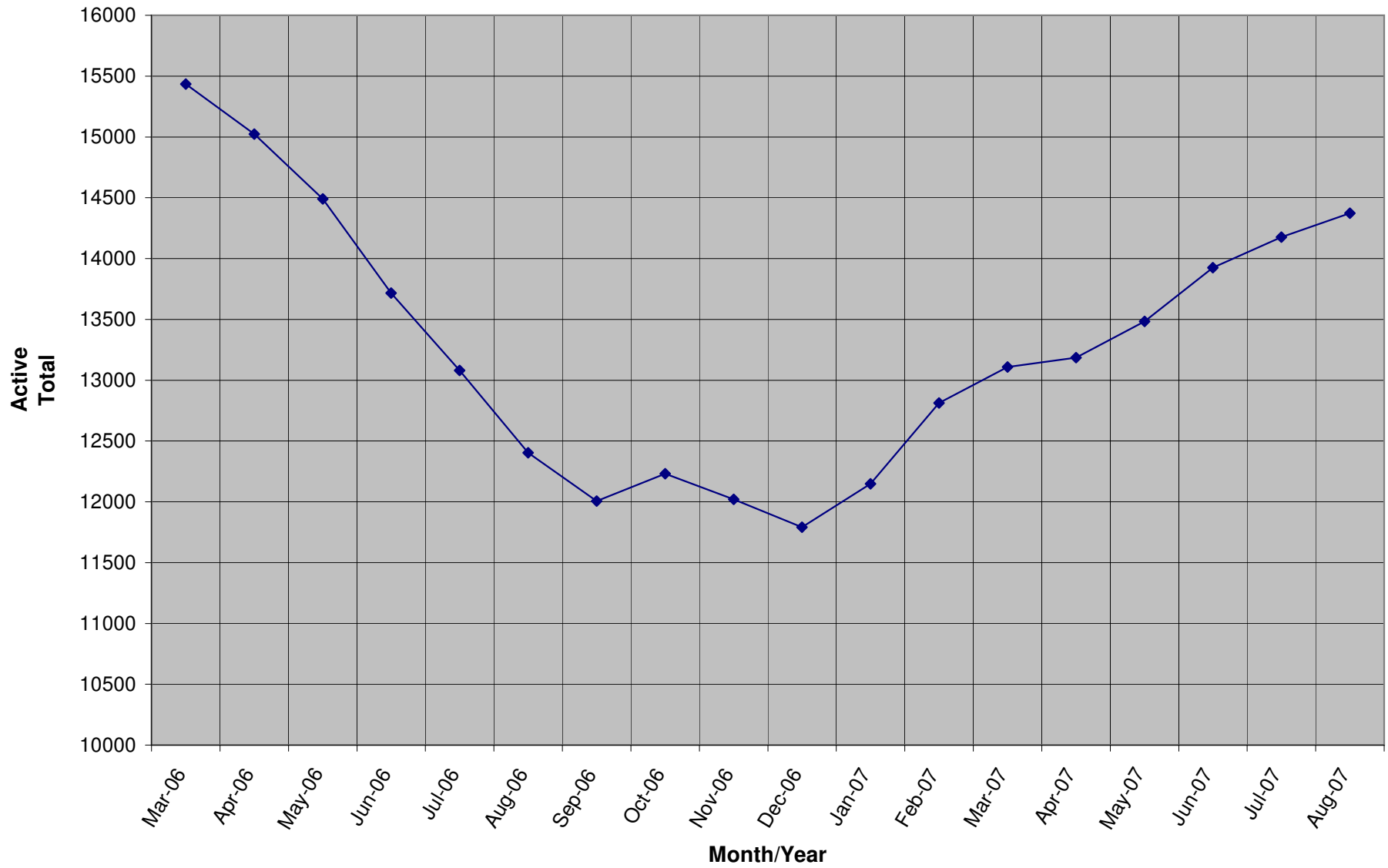
**ACTIVE SUB (ACTIVE NON MEM) = Current Dues Paying or Lifetime Donors Whoe Have NOT Signed the Certificate (Formerly Called "Subscriber")**

**TOTAL ACTIVE = Current Dues Paying or Lifetime Donor**

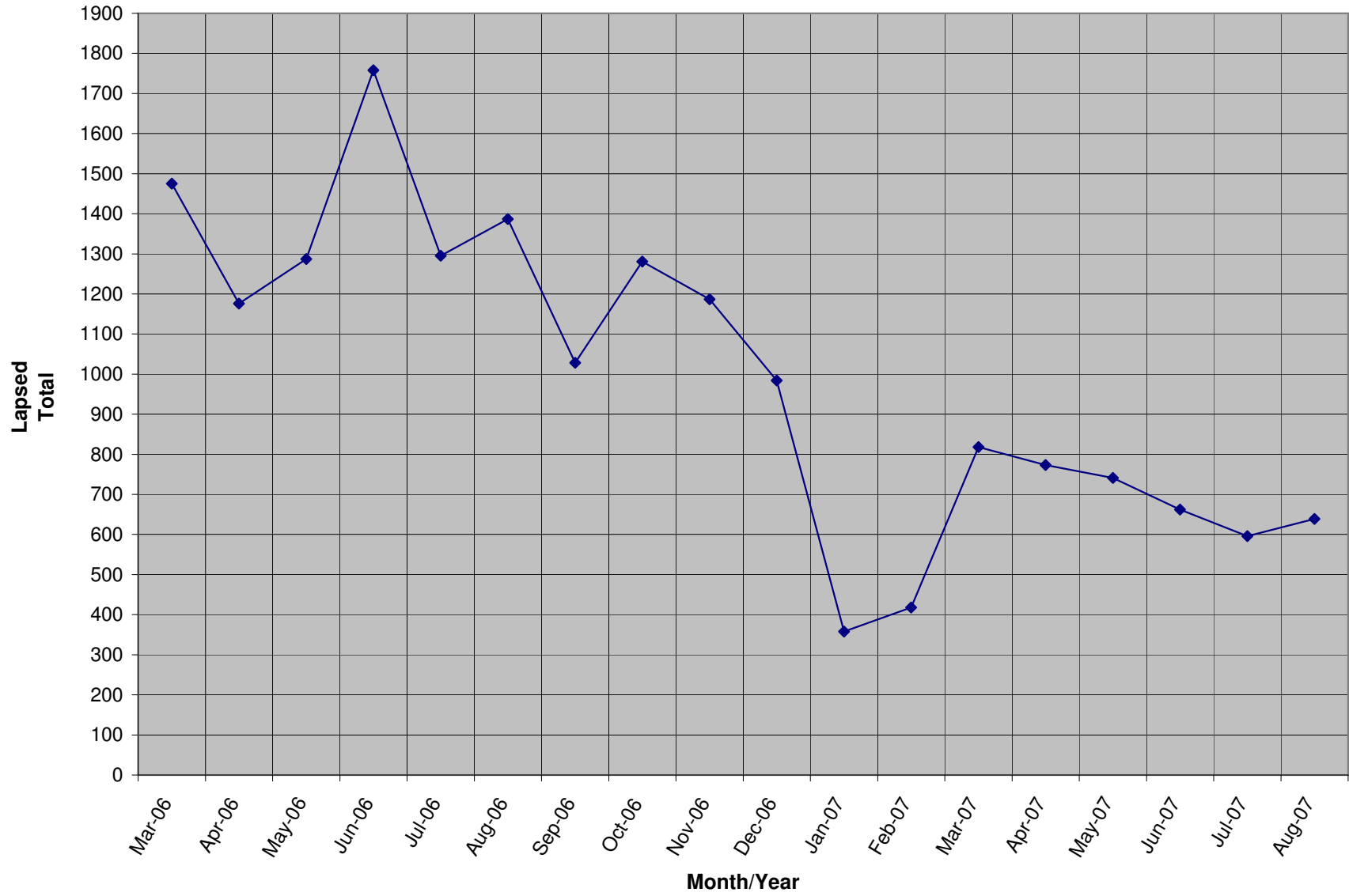
**State Ranks - Top 15 for Delegate Counts**

State	Rank	Active Members	Active Subs	Total Active
CA	1	1984	105	2089
FL	2	828	55	883
TX	3	806	60	866
NY	4	557	42	599
PA	5	546	23	569
GA	6	513	25	538
VA	7	508	25	533
OH	8	507	44	551
IL	9	494	39	533
MI	10	474	23	497
CO	11	431	33	464
WA	12	431	24	455
NC	13	339	9	348
IN	14	313	20	333
AZ	15	310	23	333

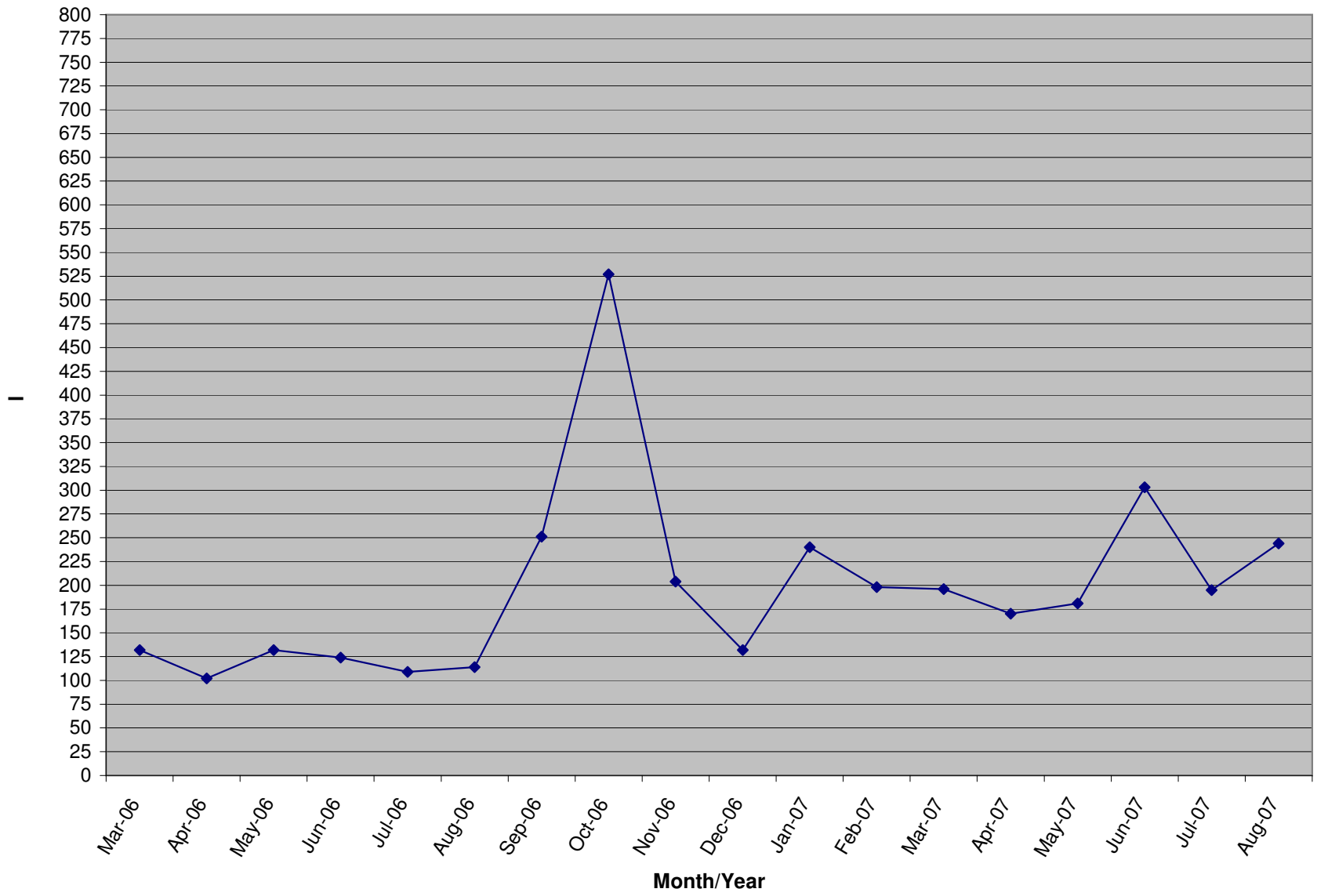
### Active Donors



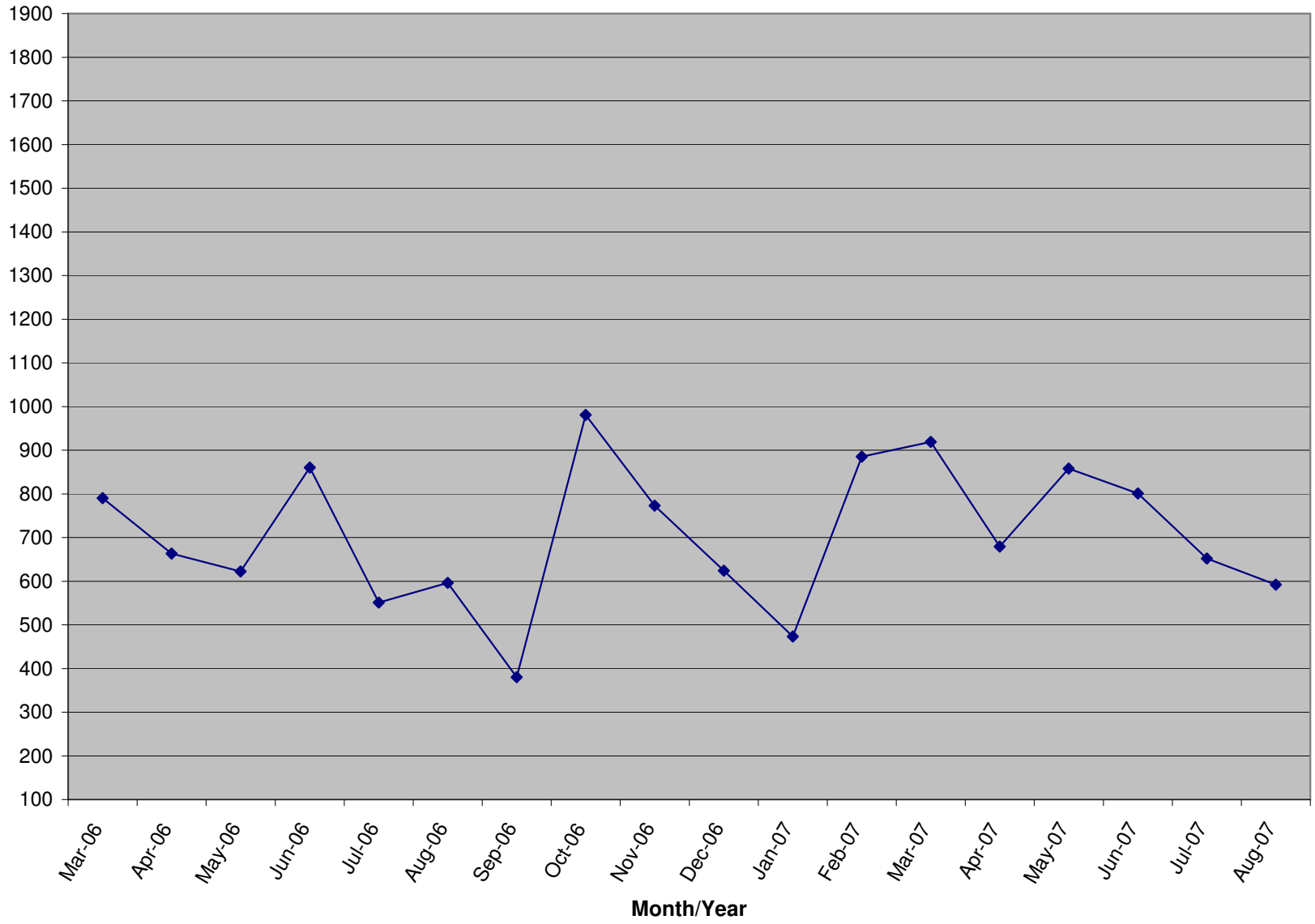
### Lapsed Donors



### New Donors



### Renew Donors



**MEM Total**

