

Libertarian National Committee - Membership Report

"Donor" Totals - Oct-09

18 Month Comparison

	May-08	Jun-08	Jul-08	Aug-08	Sep-08	Oct-08	Nov-08	Dec-08	Jan-09	Feb-09	Mar-09	Apr-09	May-09	Jun-09	Jul-09	Aug-09	Sep-09	Oct-09
Active w-MEM	13820	14121	14581	14970	15378	16099	16079	15358	15178	15004	14892	15059	15068	14566	14303	14094	13787	13618
Active w/out MEM	1057	1087	1102	1082	1082	1092	1089	991	968	888	867	873	691	693	674	691	628	552
Total	14877	15208	15683	16052	16460	17191	17168	16349	16146	15892	15759	15932	15759	15259	14977	14785	14415	14170
Percent Change	1.87%	2.22%	3.12%	2.35%	2.54%	4.44%	-0.13%	-4.77%	-1.24%	-1.57%	-0.84%	1.10%	-1.09%	-3.17%	-1.85%	-1.28%	-2.50%	-1.70%

Lapsed MEM	1137	1052	759	786	613	1022	881	1285	1031	997	1291	946	1036	1443	1151	1129	1072	1089
Lapes w/out MEM	94	29	55	42	18	48	31	133	67	119	107	52	188	35	54	42	72	120
Lapsed Total	1231	1081	814	828	631	1070	912	1418	1098	1116	1398	998	1224	1478	1205	1171	1144	1209
Percent Change	18.94%	-12.19%	-24.70%	1.72%	-23.79%	69.57%	-14.77%	55.48%	-22.57%	1.64%	25.27%	-28.61%	22.65%	20.75%	-18.47%	-2.82%	-2.31%	5.68%

New Donors w-MEM	955	591	521	588	615	970	613	152	224	307	462	460	363	319	364	412	367	284
New w/out MEM	75	15	16	13	4	5	7	3	4	1	19	15	1	4	3	3	3	7
New Total	1030	606	537	601	619	975	620	155	228	308	481	475	364	323	367	415	370	291
Percent Change	215.95%	-41.17%	-11.39%	11.92%	3.00%	57.51%	-36.41%	-75.00%	47.10%	35.09%	56.17%	-1.25%	-23.37%	-11.26%	13.62%	13.08%	-10.84%	-21.35%

Renewed w-MEM	423	762	698	587	406	773	248	412	627	516	717	653	682	622	524	508	398	636
Renewed w/out MEM	51	44	54	9	14	53	21	32	40	38	67	43	5	33	32	56	6	37
Total Renewals	474	806	752	596	420	826	269	444	667	554	784	696	687	655	556	564	404	673
Percent Change	0.42%	70.04%	-6.70%	-20.74%	-29.53%	96.67%	-67.43%	65.06%	50.23%	-16.94%	41.52%	-11.22%	-1.29%	-4.66%	-15.11%	1.44%	-28.37%	66.58%

Active MEM	13820	14121	14581	14970	15378	16099	16079	15358	15178	15004	14892	15059	15068	14566	14303	14094	13787	13618
Zero Dues MEM	95510	95783	95899	96023	96161	96481	96841	97666	98069	98615	99176	99402	99941	100697	101390	102010	102737	103243
Total "MEM"	109330	109904	110480	110993	111539	112580	112920	113024	113247	113619	114068	114461	115009	115263	115693	116104	116524	116861
Percent Change	0.52%	0.53%	0.52%	0.46%	0.49%	0.93%	0.30%	0.09%	0.20%	0.33%	0.40%	0.34%	0.48%	0.22%	0.37%	0.36%	0.36%	0.29%

Total "LIFETIME"	1941	1947	1952	1955	1974	1985	1990	1993	1995	1997	1998	2005	2005	2006	2013	2020	2024	2026
Total "BSM"																	13725	13549

Last Year vs. This Year

	Oct-08	Oct-09	Change	18 Mo Ave
Active w-MEM	16099	13618	-15.41%	14776
Active w/out MEM	1092	552	-49.45%	895
Total Active	17191	14170	-17.57%	15671
Lapsed	1070	1209	12.99%	1113
New Donors	975	291	-70.15%	487
Renewals	826	673	-18.52%	602

Active Donors w-MEM =	13618
Lapsed & Zero Dues MEM =	103243
Total "MEM" w-Signed Certificate =	116861
Member Signed Certificate =	"MEM"
Total "BSM" =	13549
Bylaws defined Sustaining Member =	"BSM"

DRAFT SUSTAINING MEM STATE RANKINGS - "BSM" - TOP TEN

State	Total BSM	Rank
CA	1661	1
TX	872	2
FL	819	3
OH	620	4
NY	612	5
VA	576	6
IL	534	7
PA	532	8
GA	480	9
CO	478	10

Oct-09 MEMBERSHIP BY STATE --- ACTIVE AND NON ACTIVE

<u>STATE</u>	<u>TOTAL "MEM"</u>	<u>NON ACTIVE "MEM"</u>	<u>ACTIVE "MEM"</u>	<u>ACTIVE "SUB"</u>	<u>TOTAL "ACTIVE"</u>
AK	623	570	53	1	54
AL	1452	1238	214	10	224
AR	746	649	97	3	100
AZ	2778	2470	308	18	326
CA	18135	16464	1671	72	1743
CO	3206	2725	481	14	495
CT	1329	1140	189	8	197
DC	319	287	32	1	33
DE	342	291	51	5	56
FL	6810	5980	830	37	867
GA	5429	4948	481	13	494
HI	469	413	56	2	58
IA	855	737	118	3	121
ID	657	597	60	1	61
IL	3932	3397	535	22	557
IN	2617	2272	345	14	359
KS	1057	909	148	3	151
KY	939	832	107	4	111
LA	846	734	112	5	117
MA	2651	2392	259	15	274
MD	2050	1798	252	18	270
ME	709	648	61	1	62
MI	4731	4245	486	16	502
MN	1811	1586	225	4	229
MO	1996	1736	260	10	270
MS	512	449	63	4	67

<u>STATE</u>	<u>TOTAL "MEM"</u>	<u>NON ACTIVE "MEM"</u>	<u>ACTIVE "MEM"</u>	<u>ACTIVE "SUB"</u>	<u>TOTAL "ACTIVE"</u>
MT	437	387	50	3	53
NC	2824	2464	360	7	367
ND	145	122	23	0	23
NE	519	461	58	3	61
NH	1235	1090	145	7	152
NJ	2690	2390	300	18	318
NM	1002	893	109	5	114
NV	1542	1345	197	6	203
NY	4214	3598	616	38	654
OH	4191	3562	629	23	652
OK	853	740	113	4	117
OR	2000	1836	164	13	177
PA	5195	4663	532	22	554
RI	242	212	30	1	31
SC	1387	1222	165	6	171
SD	202	170	32	0	32
TN	2036	1769	267	3	270
TX	7266	6392	874	32	906
UT	979	889	90	4	94
VA	3715	3138	577	16	593
VT	358	331	27	5	32
WA	3878	3492	386	10	396
WI	1656	1429	227	8	235
WV	521	475	46	1	47
WY	273	232	41	1	42
OTHER	500	434	66	12	78

	<u>TOTAL "MEM"</u>	<u>NON ACTIVE "MEM"</u>	<u>ACTIVE "MEM"</u>	<u>ACTIVE "SUB"</u>	<u>TOTAL "ACTIVE"</u>
TOTALS	116861	103243	13618	552	14170

DEFINITIONS: MEM = Member Signed Certificate

Total MEM = Total # Constituents Per State w-Member Signed Certificate

NON ACTIVE MEM = Const w-Signed Certificate who are Lapsed or Inquires ("Zero Dues Member")

ACTIVE MEM = Current Dues Paying or Lifetime Donor w-Signed Certificate

ACTIVE SUB (ACTIVE NON MEM) = Current Dues Paying or Lifetime Donors Whoe Have NOT Signed the Certificate (Formerly Called "Subscriber")

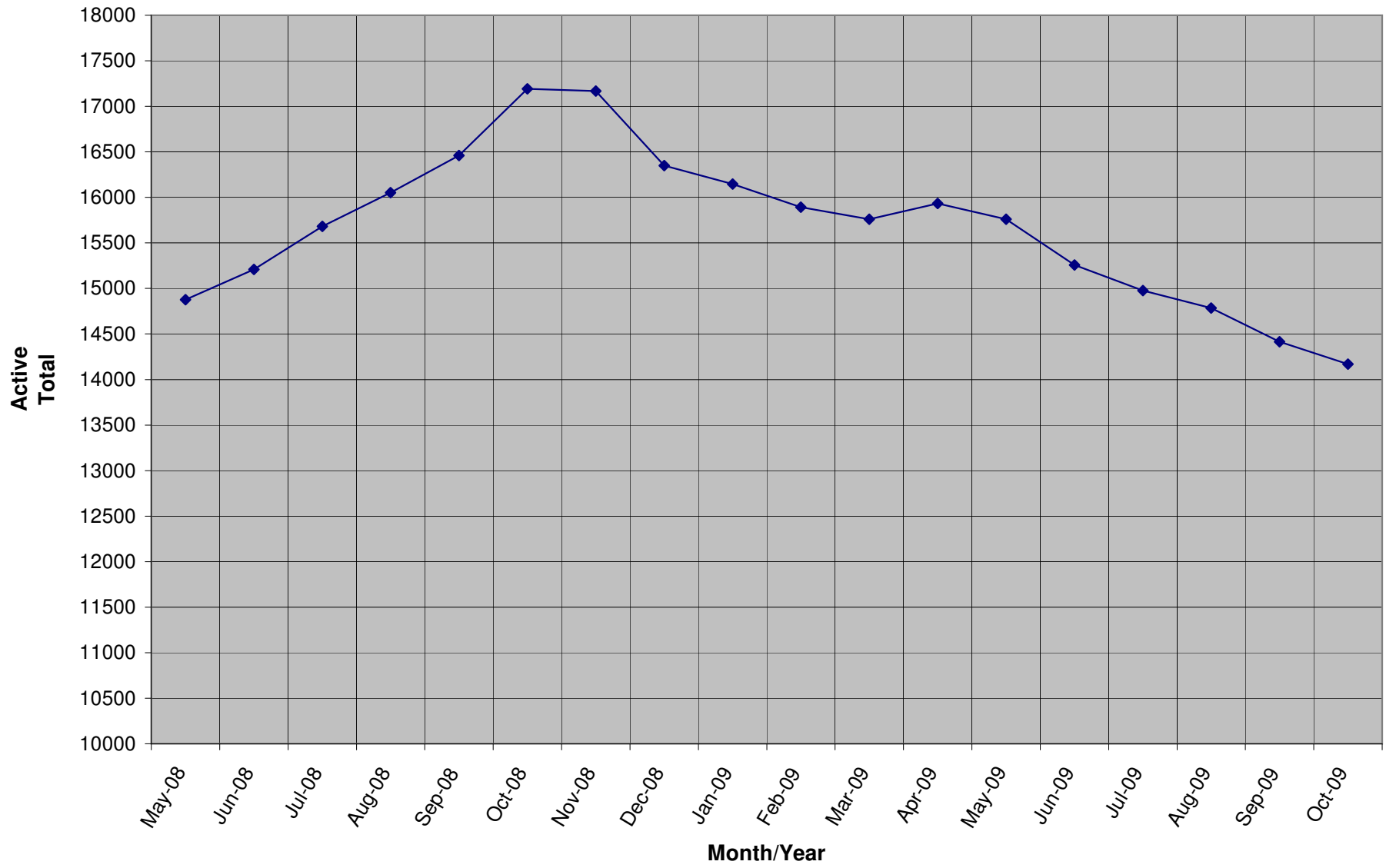
TOTAL ACTIVE = Current Dues Paying or Lifetime Donor

BSM = By Law Definition of "Sustaining Member" and number used for delegate count

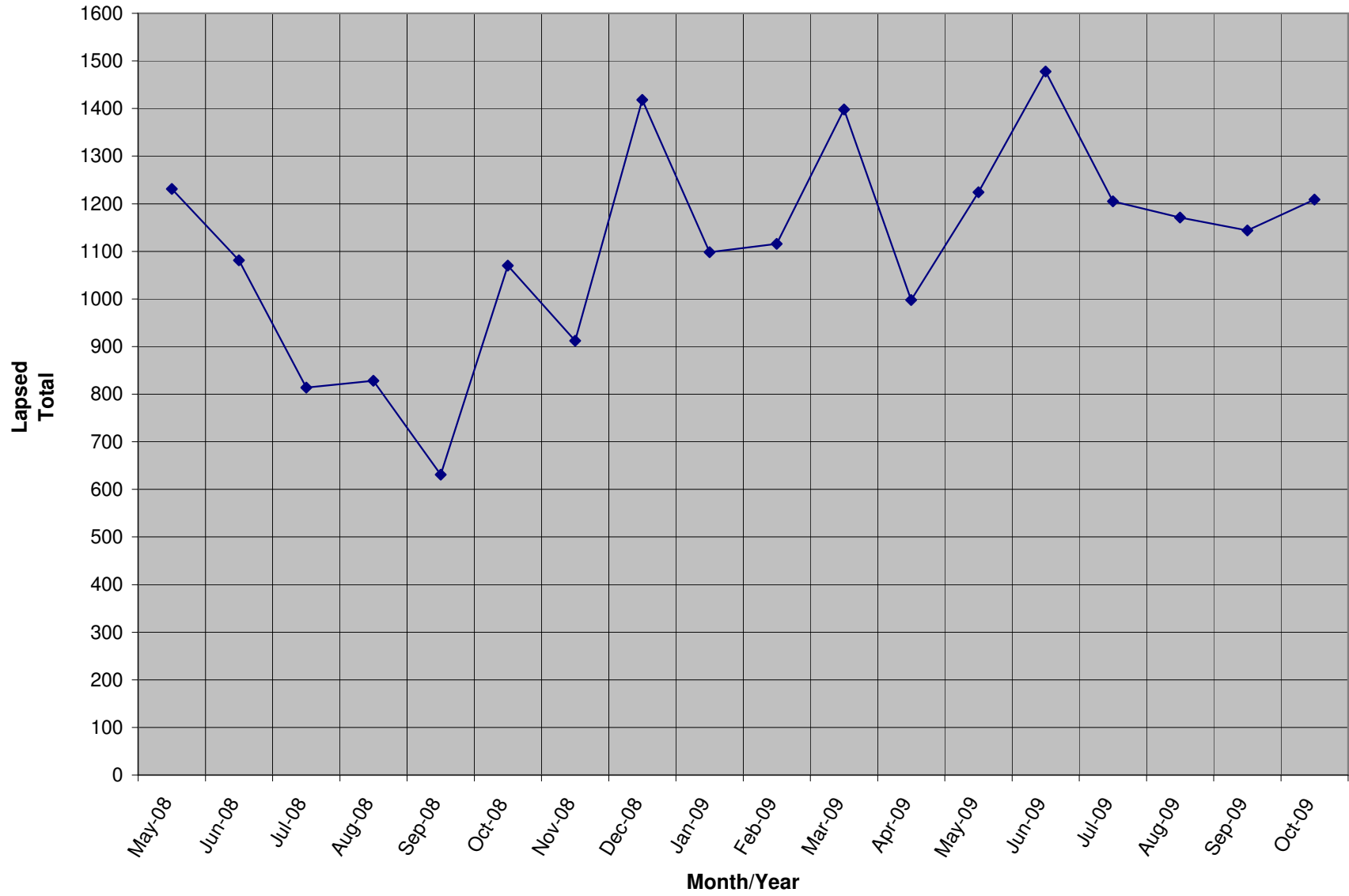
DRAFT SUSTAINING MEMBERSHIP STATE RANKINGS - "BSM"

<u>State</u>	<u>Total BSM</u>	<u>Rank</u>	<u>State</u>	<u>Total BSM</u>	<u>Rank</u>
CA	1661	1	OR	160	27
TX	872	2	KS	151	28
FL	819	3	NH	143	29
OH	620	4	IA	114	30
NY	612	5	LA	114	31
VA	576	6	OK	113	32
IL	534	7	NM	108	33
PA	532	8	KY	105	34
GA	480	9	AR	96	35
CO	478	10	UT	90	36
MI	477	11	XX	64	n/a
WA	383	12	MS	62	37
NC	356	13	ME	61	38
IN	335	14	NE	61	39
AZ	306	15	ID	60	40
NJ	302	16	HI	56	41
TN	275	17	AK	53	42
MO	259	18	DE	51	43
MA	257	19	MT	50	44
MD	250	20	WV	46	45
WI	229	21	WY	41	46
MN	227	22	DC	33	47
AL	218	23	SD	33	48
CT	193	24	RI	30	49
NV	190	25	VT	27	50
SC	165	26	ND	21	51

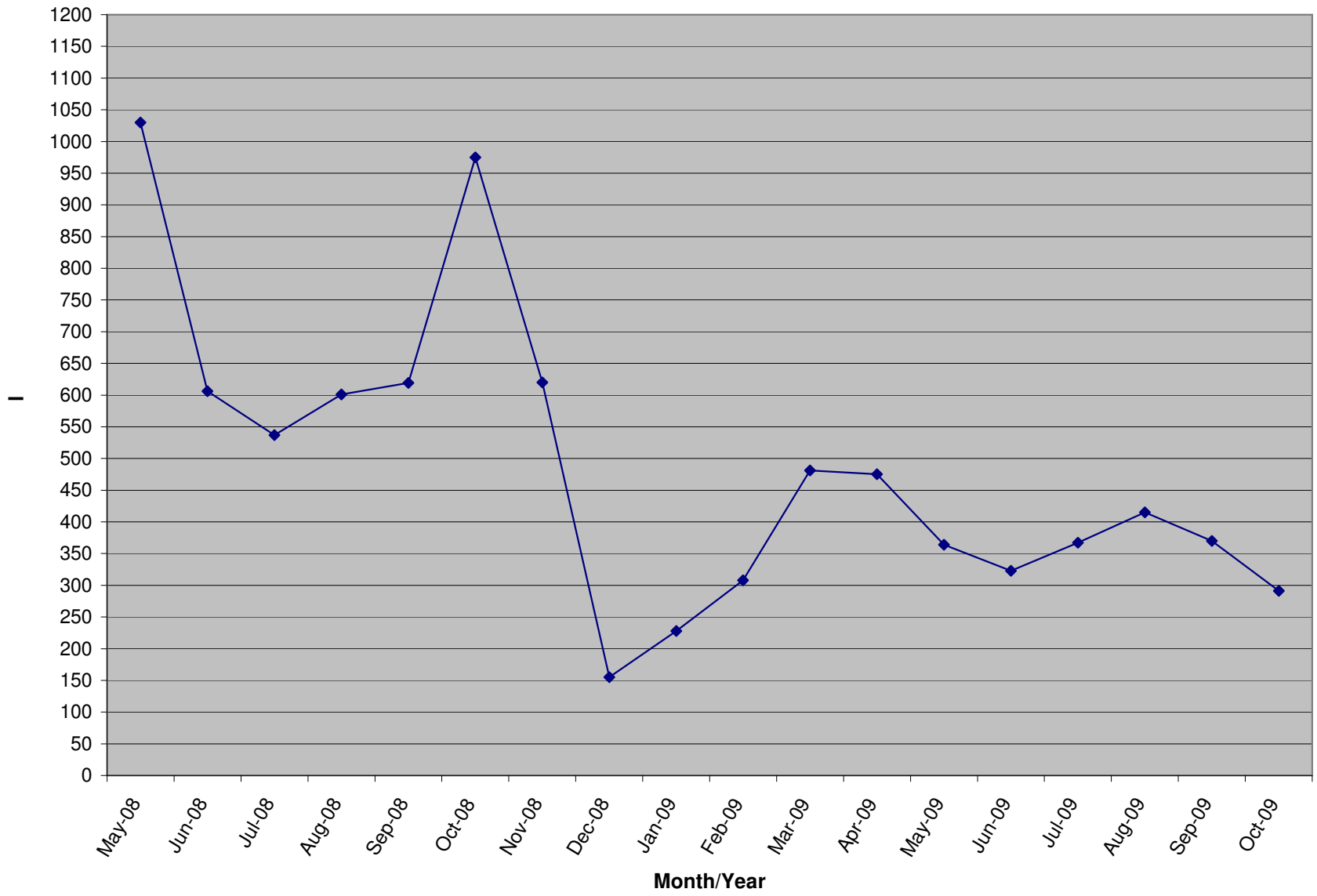
Active Donors



Lapsed Donors



New Donors



Renew Donors

