

Libertarian National Committee - Membership Report

"Donor" Totals - Apr-15

4 Year & 12 Month Comparison

	Dec-11	Dec-12	Dec-13	Dec-14	Apr-14	May-14	Jun-14	Jul-14	Aug-14	Sep-14	Oct-14	Nov-14	Dec-14	Jan-15	Feb-15	Mar-15	Apr-15
Active w-MEM	13468	13749	13670	12053	14075	14212	14136	14260	14134	13734	13442	12947	12053	11902	11988	11845	11837
Active w/out MEM	859	1194	967	747	1101	1154	1146	1023	1018	990	944	930	747	662	672	652	651
Total Active Donors	14327	14943	14637	12800	15176	15366	15282	15283	15152	14724	14386	13877	12800	12564	12660	12497	12488
Percent Change	-4.92%	4.30%	-2.05%	-12.55%	0.56%	1.25%	-0.55%	0.01%	-0.86%	-2.82%	-2.30%	-3.54%	-7.76%	-1.84%	0.76%	-1.29%	-0.07%
Lapsed/Drop MEM	1379	1381	1245	1733	663	634	594	608	637	945	1385	1235	1733	863	619	972	671
Lapse w/out MEM	74	76	82	203	39	26	44	27	31	75	98	52	203	138	32	53	25
Lapsed/Drop Total	1453	1457	1327	1936	702	660	638	635	668	1020	1483	1287	1936	1001	651	1025	696
Percent Change	65.49%	0.28%	-8.92%	45.89%	-12.14%	-5.98%	-3.33%	-0.47%	5.20%	52.69%	45.39%	-13.22%	50.43%	-48.30%	-34.97%	57.45%	-32.10%
New Donors w-MEM	256	240	267	110	270	219	125	148	153	94	235	208	110	126	111	141	104
New w/out MEM	26	38	168	6	8	37	27	5	18	17	10	2	6	8	11	5	2
New Total	282	278	435	116	278	256	152	153	171	111	245	210	116	134	122	146	106
Percent Change	80.77%	-1.42%	56.47%	-73.33%	-19.65%	-7.91%	-40.63%	0.66%	11.76%	-35.09%	120.72%	-14.29%	-44.76%	15.52%	-8.96%	19.67%	-27.40%
Renewed w-MEM	900	708	966	729	490	552	393	584	358	451	858	532	729	586	594	688	559
Renewed w/out MEM	61	57	55	14	19	42	9	-101	8	30	42	36	14	45	31	28	22
Total Renewals	961	765	1021	743	509	594	402	483	366	481	900	568	743	631	625	716	581
Percent Change	-3.13%	-20.40%	33.46%	-27.23%	-32.67%	16.70%	-32.32%	20.15%	-24.22%	31.42%	87.11%	-36.89%	30.81%	-15.07%	-0.95%	14.56%	-18.85%
Total "MEM"	121850	126900	130507	133400	131735	131994	132151	132475	132622	132736	133118	133314	133400	133568	133983	134147	134278
Percent Change	1.77%	4.14%	2.84%	2.22%	0.26%	0.20%	0.12%	0.25%	0.11%	0.09%	0.29%	0.15%	0.06%	0.13%	0.31%	0.12%	0.10%
Total "LIFETIME"	2142	2208	2295	2446	2312	2319	2377	2441	2443	2445	2445	2445	2446	2447	2447	2451	2455
Total "BSM"	13589	13824	13869	12526	14027	14189	14092	14158	13963	13533	13437	12778	12526	12294	12260	12122	12040

Last Year vs. This Year

	Apr-14	Apr-15	Change	12 Mo Ave		
Active w-MEM	14075	11837	-15.90%	13041	<u>Active Donors w-MEM =</u>	11837
Active w/out MEM	1101	651	-40.87%	882	<u>Lapsed & Zero Dues MEM =</u>	122441
Total Active Donors	15176	12488	-17.71%	13923	<u>Total "MEM" w-Signed Certificate =</u>	134278
Lapsed/Dropped	702	696	-0.85%	975	<u>Member Signed Certificate =</u>	"MEM"
New Donors	278	106	-61.87%	160	<u>Total "BSM" =</u>	12040
Renewals	509	581	14.15%	591	<u>Bylaws Defined Sustaining Member =</u>	"BSM"

Apr-15 MEMBERSHIP BY STATE --- ACTIVE AND NON ACTIVE

<u>STATE</u>	<u>TOTAL "MEM"</u>	<u>ACTIVE "MEM"</u>	<u>ACTIVE "SUB"</u>	<u>TOTAL "ACTIVE"</u>	<u>TOTAL "BSM"</u>
AK	666	59	1	60	62
AL	1720	152	6	158	153
AR	886	80	5	85	86
AZ	3170	288	18	306	294
CA	19277	1582	93	1675	1603
CO	3684	374	21	395	384
CT	1476	145	10	155	147
DC	369	24	4	28	26
DE	382	29	3	32	30
FL	7943	665	50	715	670
GA	5882	348	18	366	348
HI	527	59	3	62	56
IA	1020	108	4	112	108
ID	757	53	2	55	56
IL	4472	419	25	444	424
IN	3158	348	13	361	355
KS	1229	137	3	140	140
KY	1173	111	5	116	117
LA	1073	115	6	121	121
MA	2816	193	10	203	196
MD	2444	241	14	255	246
ME	801	55	3	58	57
MI	5169	401	13	414	401
MN	2022	177	9	186	177
MO	2339	221	20	241	224
MS	705	76	2	78	78

<u>STATE</u>	<u>TOTAL "MEM"</u>	<u>ACTIVE "MEM"</u>	<u>ACTIVE "SUB"</u>	<u>TOTAL "ACTIVE"</u>	<u>TOTAL "BSM"</u>
MT	510	56	5	61	57
NC	3351	305	11	316	305
ND	221	33	1	34	35
NE	656	76	3	79	76
NH	1350	123	6	129	123
NJ	3057	256	17	273	257
NM	1116	97	10	107	99
NV	1905	177	6	183	188
NY	4958	508	37	545	521
OH	5186	540	18	558	559
OK	1027	83	2	85	83
OR	2206	154	18	172	155
PA	5873	467	27	494	478
RI	308	23	2	25	23
SC	1717	152	4	156	154
SD	254	34	1	35	34
TN	2385	204	3	207	211
TX	8996	820	47	867	837
UT	1142	77	8	85	76
VA	4689	519	22	541	532
VT	394	24	2	26	25
WA	4317	333	20	353	337
WI	1931	178	10	188	180
WV	604	49	1	50	48
WY	314	25	1	26	24
XX	651	64	8	72	64

	<u>TOTAL "MEM"</u>	<u>ACTIVE "MEM"</u>	<u>ACTIVE "SUB"</u>	<u>TOTAL "ACTIVE"</u>	<u>TOTAL "BSM"</u>
TOTALS	134278	11837	651	12488	12040

DEFINITIONS: MEM = Member Signed Certificate

Total MEM = Total # Constituents Per State w-Member Signed Certificate

ACTIVE MEM = Current Dues Paying or Lifetime Donor w-Signed Certificate

ACTIVE SUB (ACTIVE NON MEM) = Current Dues Paying or Lifetime Donors Who Have NOT Signed the Certificate (Formerly Called "Subscriber")

TOTAL ACTIVE = Current Dues Paying or Lifetime Donor

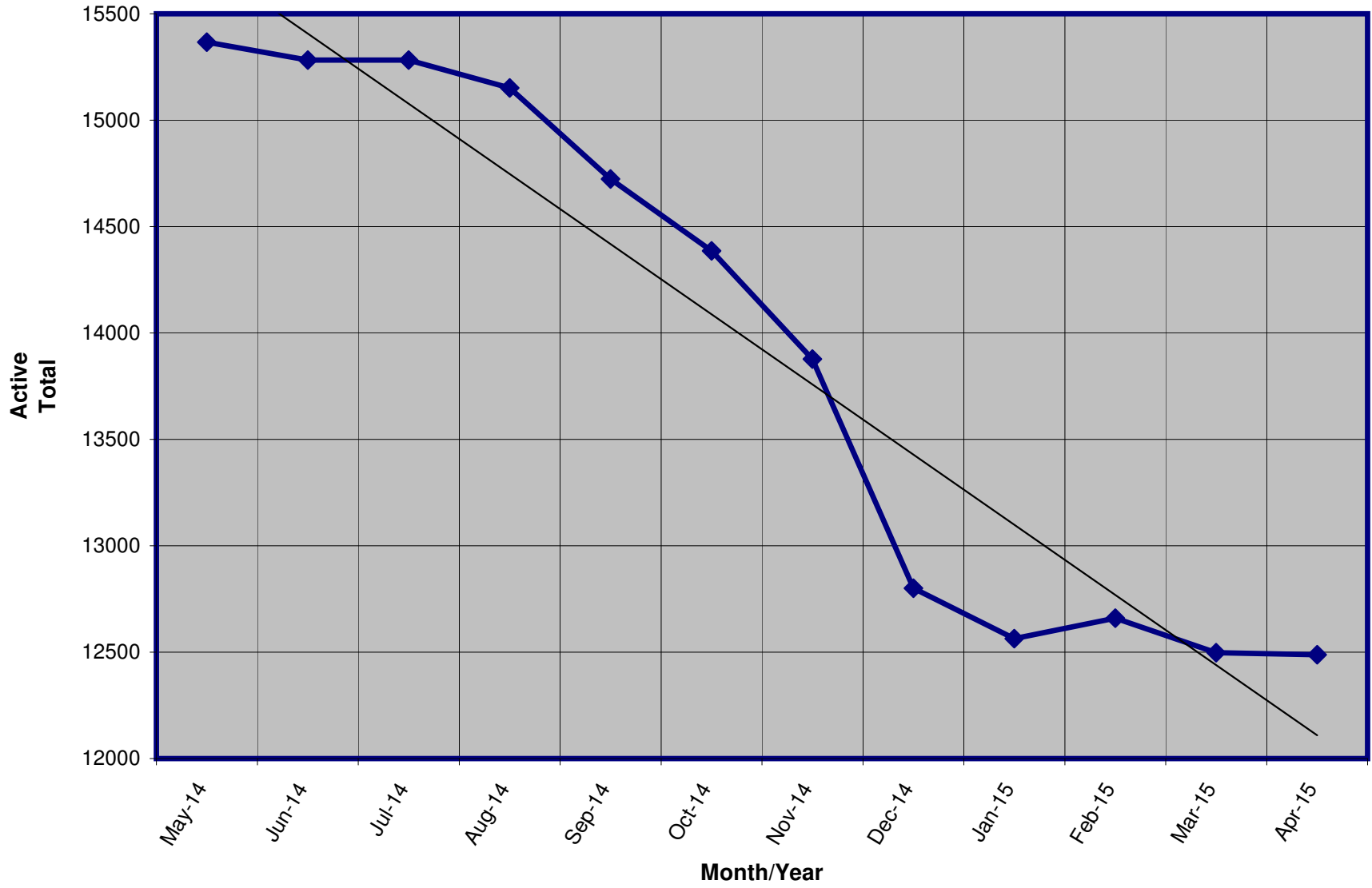
BSM = By Law Definition of "Sustaining Member" and number used for delegate count

(Art 5-3: "Sustaining member" is any Party member who has given at least \$25 to the Party in the prior twelve months, or who is a life member.)

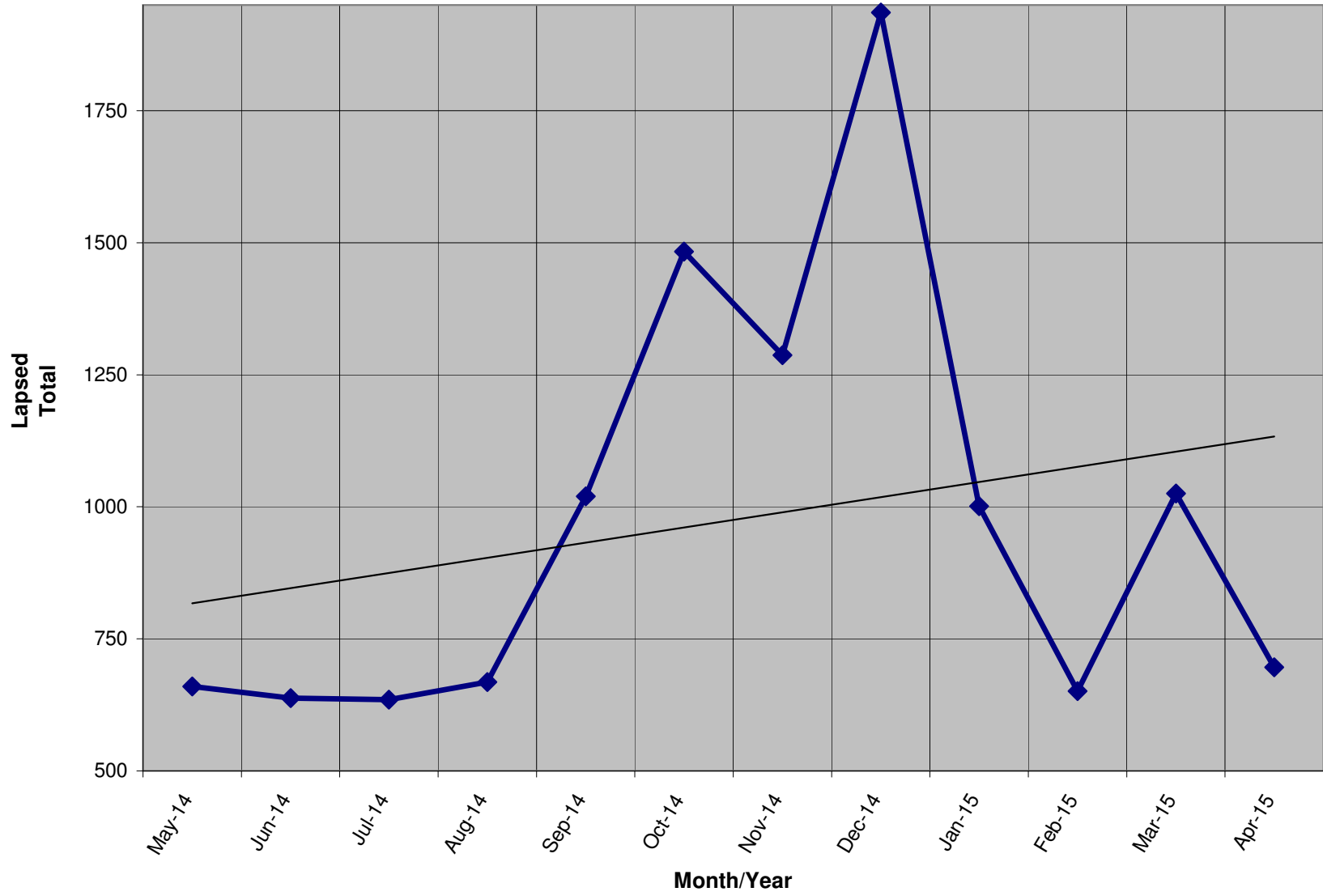
SUSTAINING MEMBERSHIP STATE RANKINGS - "BSM"

<u>State</u>	<u>Total BSM</u>	<u>Rank</u>	<u>State</u>	<u>Total BSM</u>	<u>Rank</u>
CA	1603	1	CT	147	27
TX	837	2	KS	140	28
FL	670	3	NH	123	29
OH	559	4	LA	121	30
VA	532	5	KY	117	31
NY	521	6	IA	108	32
PA	478	7	NM	99	33
IL	424	8	AR	86	34
MI	401	9	OK	83	35
CO	384	10	MS	78	36
IN	355	11	NE	76	37
GA	348	12	UT	76	38
WA	337	13	AK	62	39
NC	305	14	ME	57	40
AZ	294	15	MT	57	41
NJ	257	16	HI	56	42
MD	246	17	ID	56	43
MO	224	18	WV	48	44
TN	211	19	ND	35	45
MA	196	20	SD	34	46
NV	188	21	DE	30	47
WI	180	22	DC	26	48
MN	177	23	VT	25	49
OR	155	24	WY	24	50
SC	154	25	RI	23	51
AL	153	26	XX	64	52

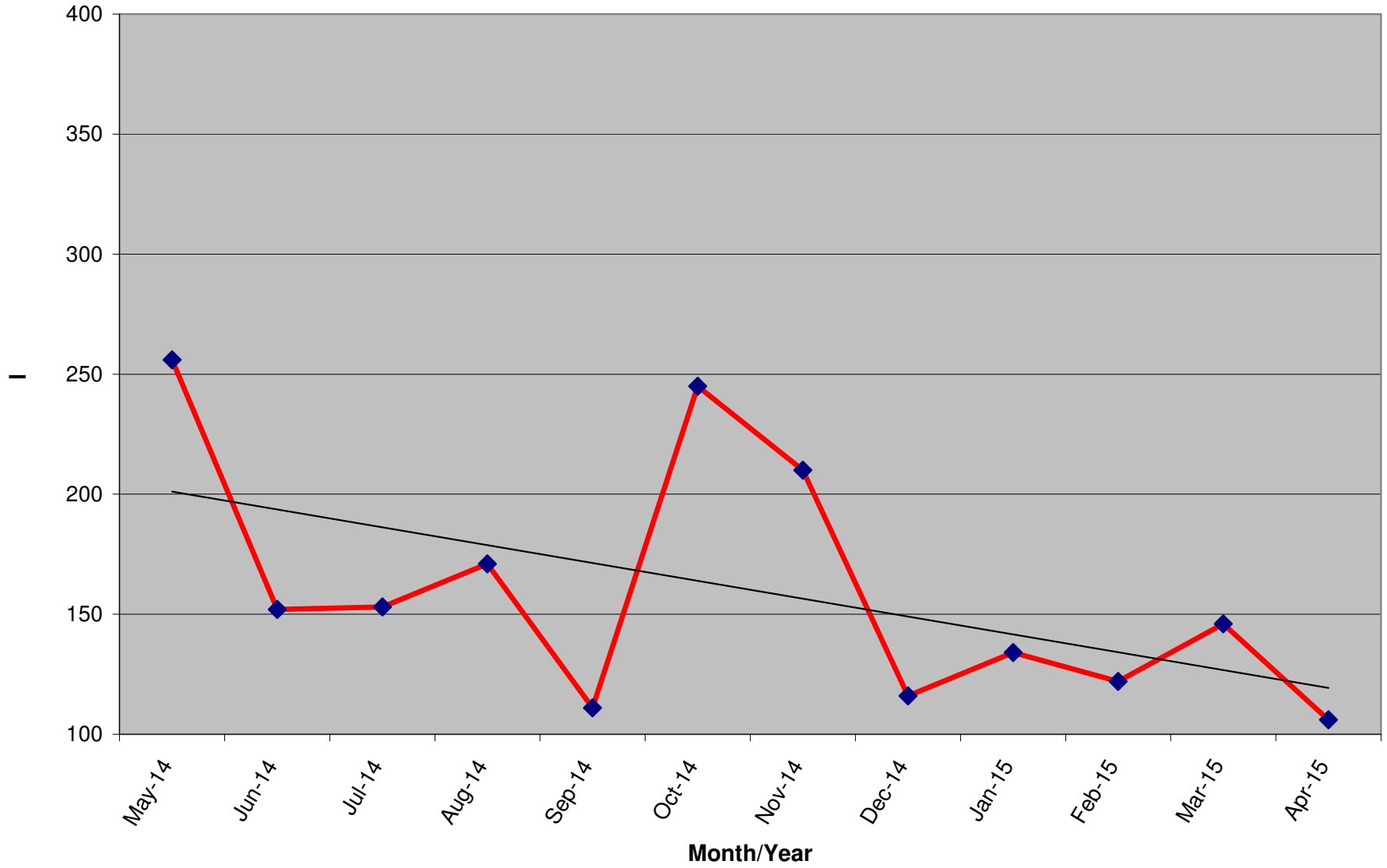
Active Donors - Past 12 Months



Lapsed - Dropped - Donors - Past 12 Months



New Donors Past 12 Months



Renew Donors - Past 12 Months

