

*Libertarian National Committee*  
*Membership Totals - FEB 2005*

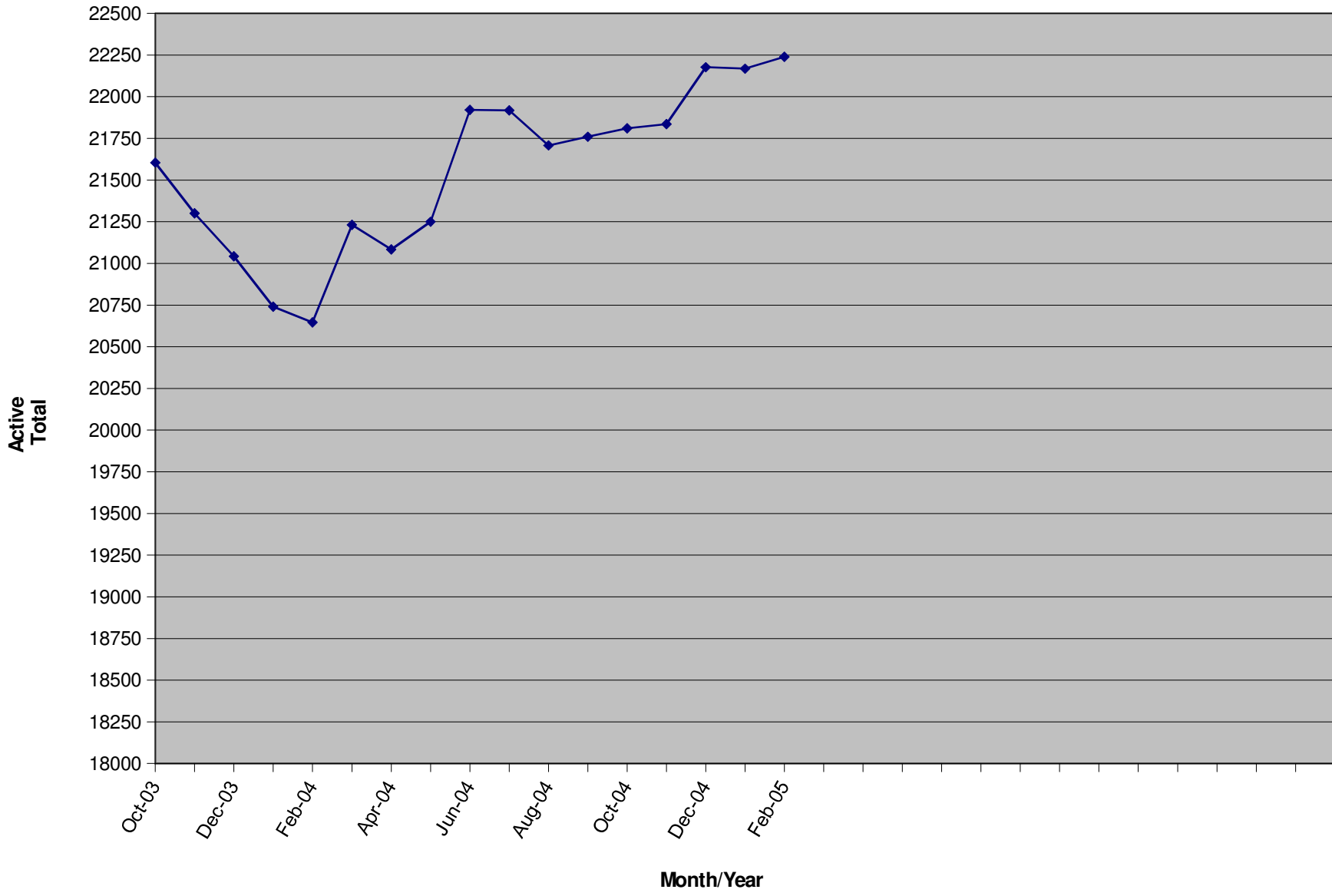
**17 Month Comparison**

	Oct-03	Nov-03	Dec-03	Jan-04	Feb-04	Mar-04	Apr-04	May-04	Jun-04	Jul-04	Aug-04	Sep-04	Oct-04	Nov-04	Dec-04	Jan-05	Feb-05
Members	19968	19708	19410	19084	18826	19276	19107	19306	19834	19982	19747	19830	19913	19929	20283	20299	20247
Subscribers	1637	1593	1633	1657	1821	1956	1977	1944	2087	1936	1961	1930	1898	1907	1894	1869	1993
<b>Total</b>	<b>21605</b>	<b>21301</b>	<b>21043</b>	<b>20741</b>	<b>20647</b>	<b>21232</b>	<b>21084</b>	<b>21250</b>	<b>21921</b>	<b>21918</b>	<b>21708</b>	<b>21760</b>	<b>21811</b>	<b>21836</b>	<b>22177</b>	<b>22168</b>	<b>22240</b>
<b>Percent Change</b>	NA	<b>-1.41%</b>	<b>-1.21%</b>	<b>-1.44%</b>	<b>-0.45%</b>	<b>2.83%</b>	<b>-0.70%</b>	<b>0.79%</b>	<b>3.16%</b>	<b>-0.01%</b>	<b>-0.96%</b>	<b>0.24%</b>	<b>0.23%</b>	<b>0.11%</b>	<b>1.56%</b>	<b>-0.04%</b>	<b>0.32%</b>
Lapsed Members	603	429	448	487	365	491	476	404	395	488	556	496	743	618	558	626	583
Lapsed Subscribers	70	51	39	54	41	68	25	47	46	62	71	56	83	52	106	124	66
<b>Lapsed Total</b>	<b>673</b>	<b>480</b>	<b>487</b>	<b>541</b>	<b>406</b>	<b>559</b>	<b>501</b>	<b>451</b>	<b>441</b>	<b>550</b>	<b>627</b>	<b>552</b>	<b>826</b>	<b>670</b>	<b>664</b>	<b>750</b>	<b>649</b>
<b>Percent Change</b>	NA	<b>-28.68%</b>	<b>1.46%</b>	<b>11.09%</b>	<b>-24.95%</b>	<b>37.68%</b>	<b>-10.38%</b>	<b>-9.98%</b>	<b>-2.22%</b>	<b>24.72%</b>	<b>14.00%</b>	<b>-11.96%</b>	<b>49.64%</b>	<b>-18.89%</b>	<b>-0.90%</b>	<b>12.95%</b>	<b>-13.47%</b>
New Members	216	148	140	220	221	259	206	242	232	293	201	88	706	348	341	162	129
New Subscribers	36	22	52	48	49	97	104	75	111	84	75	16	5	0	2	44	134
<b>New Total</b>	<b>252</b>	<b>170</b>	<b>192</b>	<b>268</b>	<b>270</b>	<b>356</b>	<b>310</b>	<b>317</b>	<b>343</b>	<b>377</b>	<b>276</b>	<b>104</b>	<b>711</b>	<b>348</b>	<b>343</b>	<b>206</b>	<b>263</b>
<b>Percent Change</b>	NA	<b>-32.54%</b>	<b>12.94%</b>	<b>39.58%</b>	<b>0.75%</b>	<b>31.85%</b>	<b>-12.92%</b>	<b>2.26%</b>	<b>8.20%</b>	<b>9.91%</b>	<b>-26.79%</b>	<b>-62.32%</b>	<b>583.65%</b>	<b>-51.05%</b>	<b>-1.44%</b>	<b>-39.94%</b>	<b>27.67%</b>
Renewed Memberships	NA	NA	NA	NA	NA	NA	NA	NA	NA	NA	NA	491	120	286	571	480	402
Renewed Subscriptions	NA	NA	NA	NA	NA	NA	NA	NA	NA	NA	NA	9	46	61	91	55	56
<b>Total Renewals</b>	<b>NA</b>	<b>NA</b>	<b>NA</b>	<b>NA</b>	<b>NA</b>	<b>NA</b>	<b>NA</b>	<b>NA</b>	<b>NA</b>	<b>NA</b>	<b>NA</b>	<b>500</b>	<b>166</b>	<b>347</b>	<b>662</b>	<b>535</b>	<b>458</b>
<b>Percent Change</b>	NA	NA	NA	NA	NA	NA	NA	NA	NA	NA	NA	NA	<b>-66.80%</b>	<b>109.04%</b>	<b>90.78%</b>	<b>-19.18%</b>	<b>-14.39%</b>

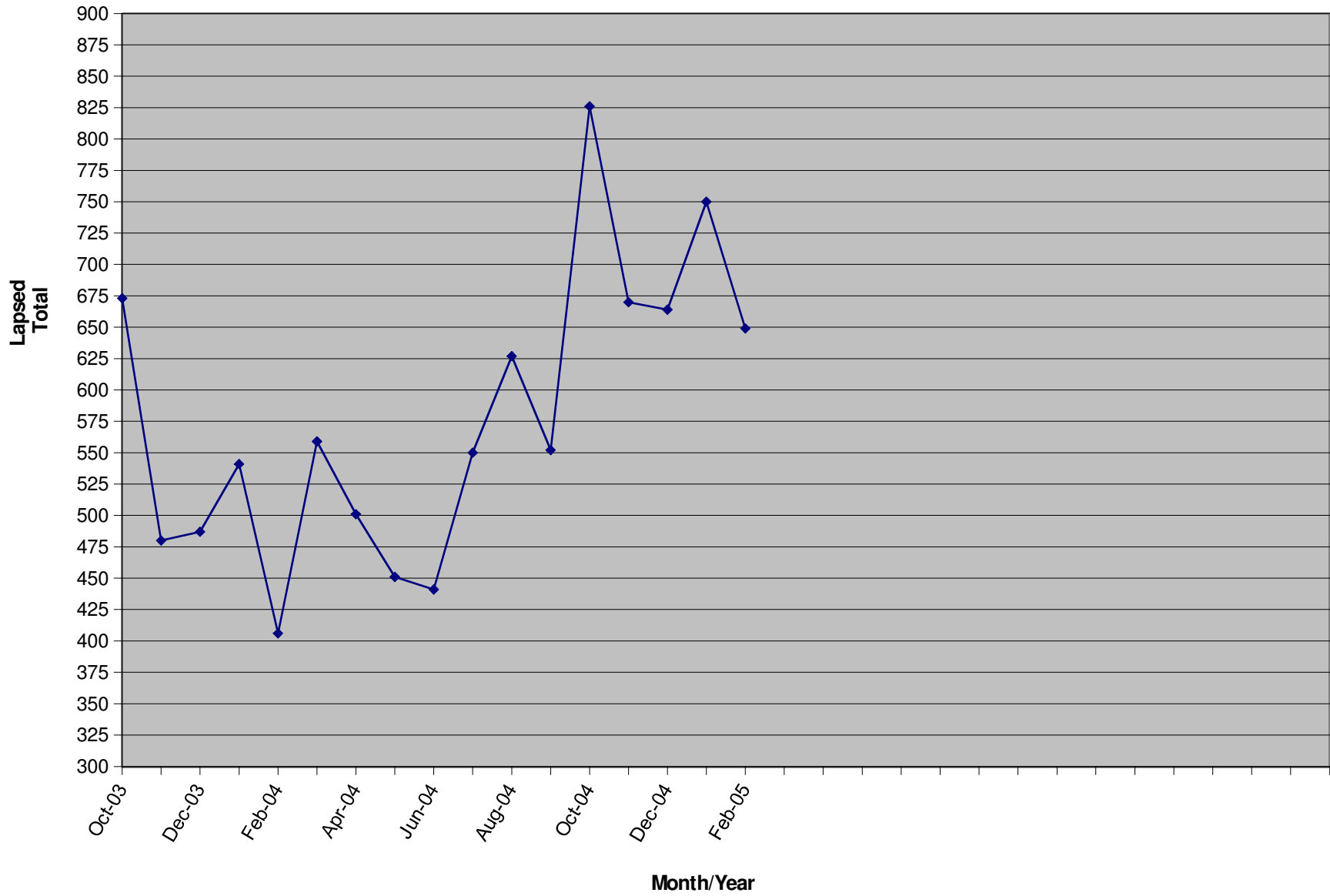
**FEB 2004 Versus FEB 2005**

	Feb-04	Feb-05
Members	18826	20247
Subscribers	1821	1993
<b>Total</b>	<b>20647</b>	<b>22240</b>
<b>Percent Change</b>		<b>7.72%</b>
Lapsed	406	649
<b>Percent Change</b>		<b>59.85%</b>
New	270	263
<b>Percent Change</b>		<b>-2.59%</b>
Renewals	NA	458
<b>Percent Change</b>		NA

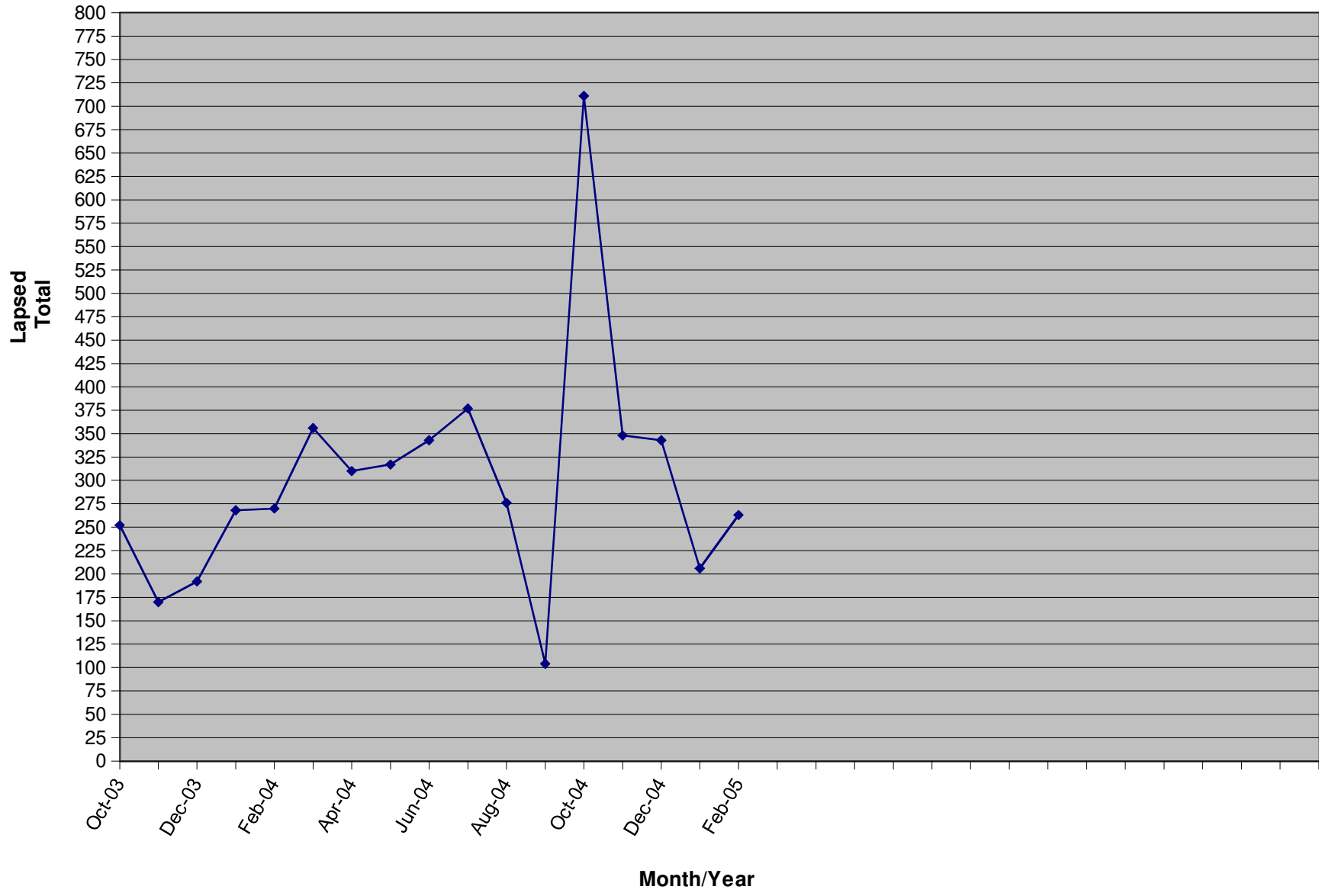
### Active Membership



### Lapsed Membership



### New Membership



*During January 2005 50+ members were removed from the database by Mark Nelson due to having inappropriate Ex,*

*\*August 2003 to August 2004 Membership/Subscriber numbers taken from FoxPro*

*\*\*September 2004 to Jan 2005 Membership/Subscriber numbers taken from Raiser's Edge*

*\*\*\*August 2003 to Jan 2005 Lapsed numbers taken from Raiser's Edge*

*\*\*\*\*August 2003 to Jan 2005 New numbers taken from Raiser's Edge*

*\*\*\*\*\*August 2003 to August 2004 Renewal numbers NOT calculated due to the mixing of FoxPro data with Raiser's*

*\*\*\*\*\*September 2003 to Jan 2005 Renewal numbers calculated by equation*

*Queries used to retrieve totals:*

<u>Total</u>	<u>Raiser's Edge Queries</u>
<i>Total Members</i>	Active_Members_Members
<i>Total Subscribers</i>	Active_Members_Subscribers
<i>Lapsed Members</i>	Lapsed_Members
<i>Lapsed Subscribers</i>	Lapsed_Subscribers
<i>New Members</i>	New_Members
<i>New Subscribers</i>	New_Subscribers