



OCT 2022 END OF MONTH FINANCIAL REPORTS

Page 2 – EOM Membership and Revenue Charts and Graphs

Page 4 – EOM Financial Summary Reports

Page 5 - Statement of Operations Budget vs. Actual

Page 6 - 2022 v. 2020 Comparisons Statement of Operations

Page 7 - P&L Detail (w-Functional Allocation of Expenses) by Month

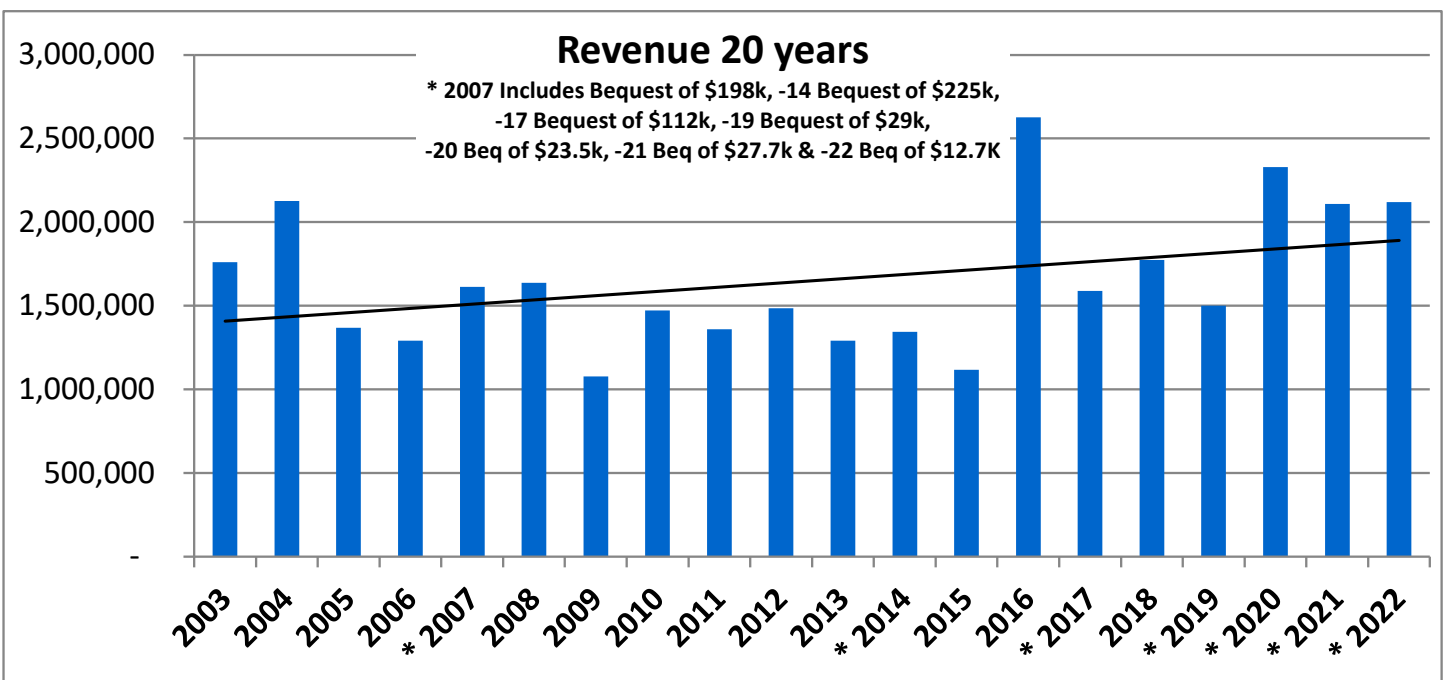
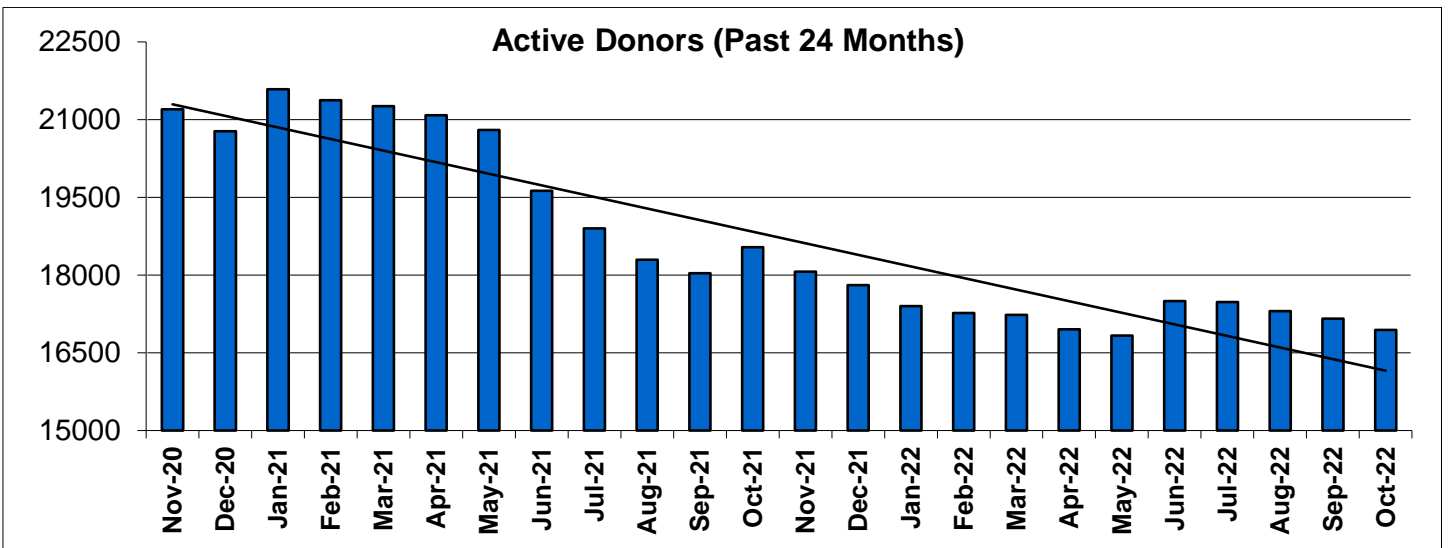
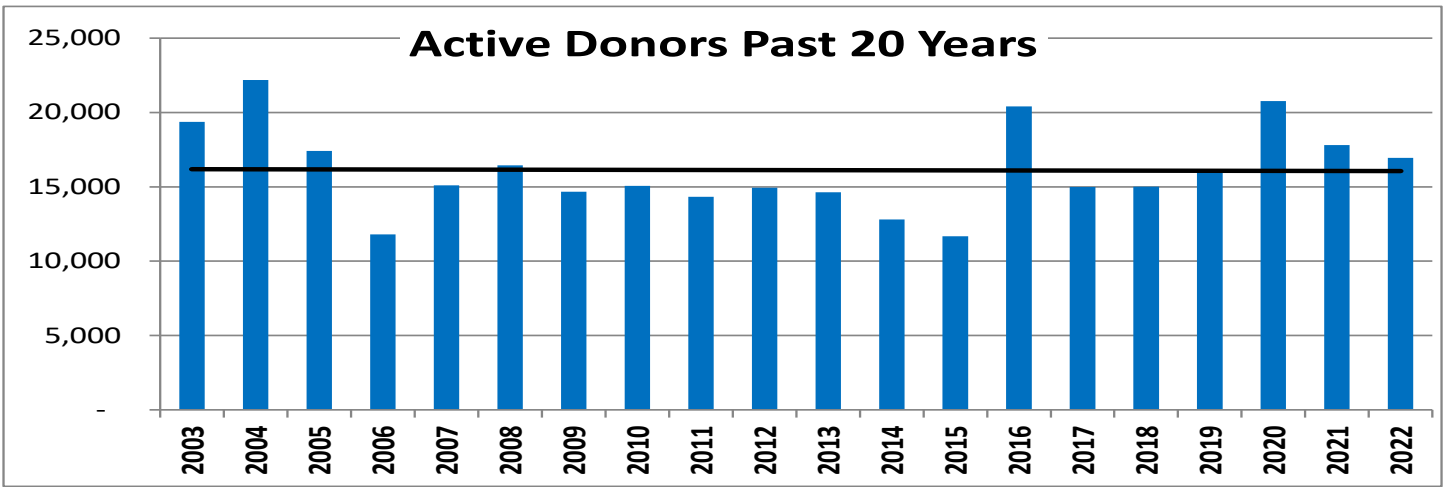
Page 10 – Balance Sheet Curr v. Prior Month Comparison

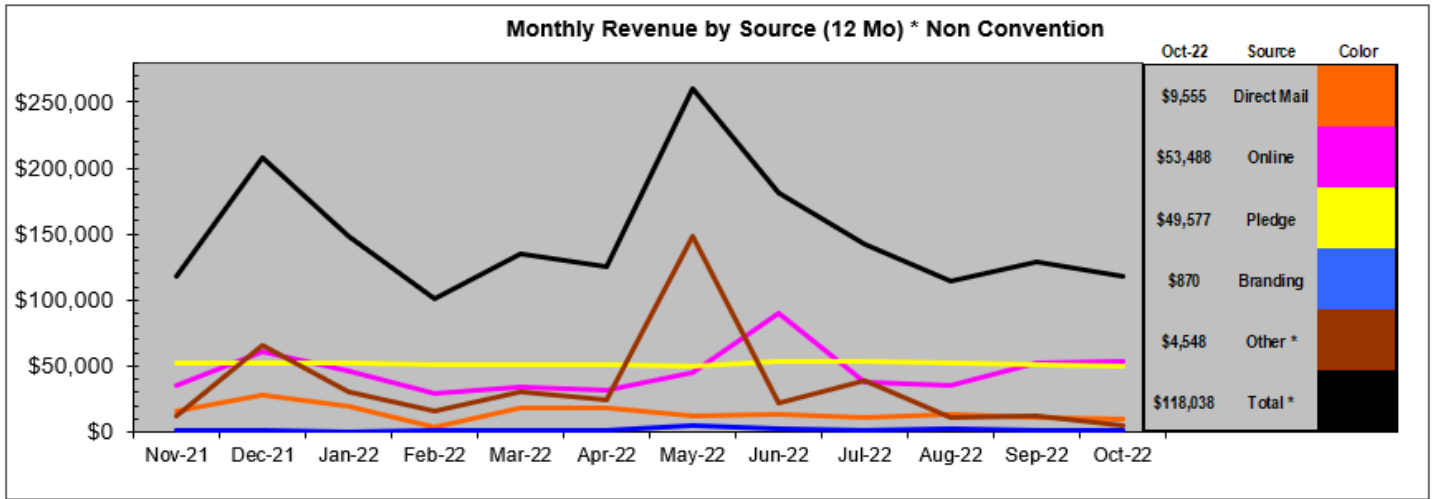
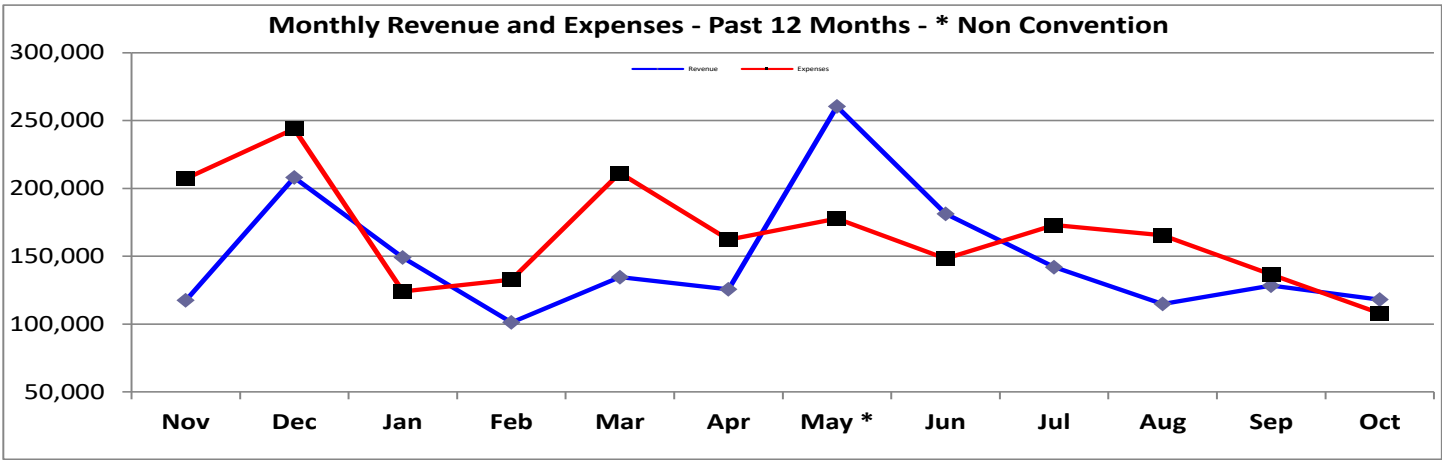
Page 12 - Cash Flow Report

Page 13 – Related Party Contributions and Disbursements

Page 13 – Chair’s Discretionary Disbursements

End of Month Reports – Charts

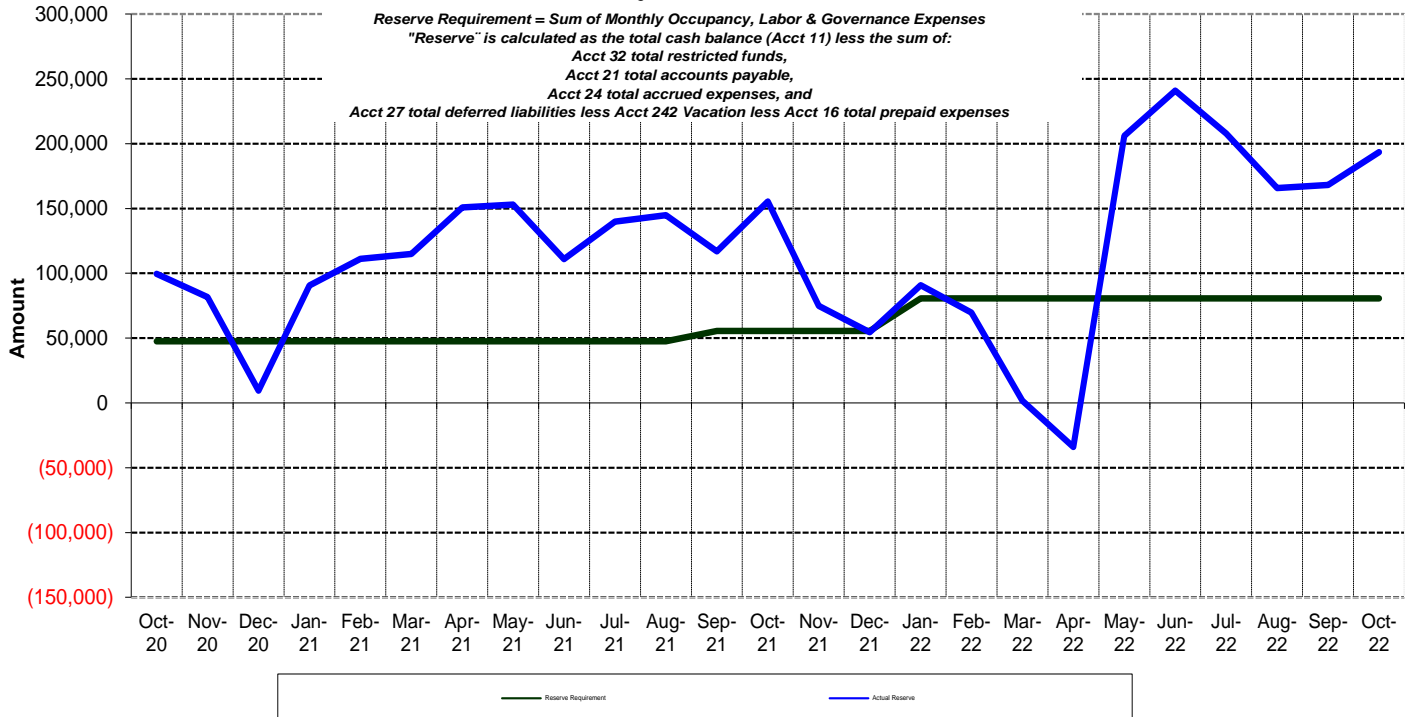




Reserve Adequacy Trend (24 Months)

2022 Resv Target = \$80,708 * - Curr Month Resv = \$193,439

** Budget Amendeed 02/22*



End of Month Reports – Financial Summary

Revenue - by Function as % of Total 2018 thru 2022 (Not Including Convention Packages)

	2018	2019	2020	2021	2022
Membership Revenue	583,082	622,486	879,035	700,830	535,766
% Total Non Conv Revenue	39%	41%	42%	33%	37%
General Fundraising	762,568	648,038	843,565	1,050,462	804,663
% Total Non Conv Revenue	51%	43%	40%	50%	55%
Project/Program/Other	145,456	230,807	363,056	357,632	114,501
% Total Non Conv Revenue	10%	15%	17%	17%	8%
Total Non Convention Package Revenue	1,491,106	1,501,331	2,085,656	2,108,924	1,454,930

P&L Acct Summary Last Month Plus YTD January through October 2022

	Jan 22	Feb 22	Mar 22	Apr 22	May 22	Jun 22	Jul 22	Aug 22	Sep 22	Oct 22	TOTAL
Revenue											
4000 - General Fundraising	140,697	91,234	126,097	111,284	109,237	176,220	110,222	102,948	125,487	113,555	1,206,981
4100 - Project Revenue	1,643	66	2,941	4,054	1,183	1,165	10,473	366	249	249	22,389
4200 - Events and Conventions	0	0	0	0	513,595	0	4,843	1,350	0	1,205	520,993
4300 - Program Revenue	6,638	9,941	5,828	10,204	11,176	3,949	16,356	10,391	3,211	3,159	80,853
4600 - Refunds of Contributions	0	(25)	(319)	0	0	(125)	0	(300)	(590)	(129)	(1,488)
Total Revenue	148,978	101,216	134,547	125,542	635,191	181,209	141,894	114,755	128,357	118,039	1,829,728
Expense											
7000 - General Fundraising Expense	28,300	24,388	59,433	22,071	31,477	27,834	30,912	30,716	18,606	17,914	291,651
7200 - Events and Conventions Exp	1,345	2,762	4,446	10,759	252,126	224	7,427	281	247	93	279,710
7300 - Program-Related Expenses	52,764	65,088	94,160	84,053	84,424	56,446	84,395	79,801	74,188	50,031	725,350
8000 - Salary & Related Expense	20,434	19,305	21,729	16,059	15,716	18,984	20,484	24,879	19,344	18,064	194,998
8100 - Admin & Overhead Expense	8,750	10,187	18,939	17,754	22,684	9,700	18,188	15,873	11,812	11,036	144,923
8200 - Professional Services	7,658	7,846	9,527	8,438	8,246	31,884	8,396	9,720	9,195	7,734	108,644
8300 - Depreciation Expense	3,084	3,084	3,084	3,084	3,084	3,084	3,084	3,084	3,084	3,084	30,840
Total Expense	122,335	132,660	211,318	162,218	417,757	148,156	172,886	164,354	136,476	107,956	1,776,116
Net Revenue	26,643	(31,444)	(76,771)	(36,676)	217,434	33,053	(30,992)	(49,599)	(8,119)	10,083	53,612

Balance Sheet Summary - Current vs Prior Month

	Oct 31, 22	Sep 30, 22	\$ Change	% Change
ASSETS				
Current Assets				
Checking/Savings	230,746.68	207,973.22	22,773.46	10.95%
Other Current Assets	14,979.75	18,641.75	(3,662.00)	(19.64%)
Total Current Assets	245,726.43	226,614.97	19,111.46	8.43%
Fixed Assets	786,393.33	789,476.89	(3,083.56)	(0.39%)
TOTAL ASSETS	1,032,119.76	1,016,091.86	16,027.90	1.58%
LIABILITIES & EQUITY				
Liabilities				
Current Liabilities				
Accounts Payable	27,598.12	8,754.88	18,843.24	215.23%
Other Current Liabilities	21,760.70	34,659.14	(12,898.44)	(37.22%)
Total Current Liabilities	49,358.82	43,414.02	5,944.80	13.69%
Total Liabilities	49,358.82	43,414.02	5,944.80	13.69%
Equity	982,760.94	972,677.84	10,083.10	1.04%
TOTAL LIABILITIES & EQUITY	1,032,119.76	1,016,091.86	16,027.90	1.58%

Standard Statement of Operations - 2022
Budget vs. Actual

	Un- restricted Oct-22	Temp. Restricted	Total Oct- 22	Jan-Dec 2022	Budget Year to Date	Actual vs. Budget YTD	Annual Budget 2022 *	2022 Budget Remaining
Support and Revenue								
20-Membership Dues	59,257		59,257	535,766	560,083	(24,318)	672,100	136,334
21-Donations	5,012		5,012	209,780	275,333	(65,553)	330,400	120,620
22-Recurring Gifts	49,577		49,577	516,028	550,000	(33,972)	660,000	143,972
23-Board/ED Solicitation Major Gifts	0		0	3,750	79,167	(75,417)	95,000	91,250
24-Convention Revenue	0		0	374,795	340,000	34,795	340,000	(34,795)
25-Project Program Revenue	2,268	249	2,517	74,931	220,083	(145,152)	264,100	189,169
26-Brand Dev / Political Materials	870		870	16,933	25,000	(8,067)	30,000	13,067
27-Ballot Access & Related Donations	784		784	86,366	55,750	30,616	66,900	(19,466)
28-Membership Communication	20		20	11,376	10,167	1,210	12,200	824
29-Other Revenue	0		0	0	0	0	0	0
Total Support and Revenue	117,789	249	118,038	1,829,725	2,115,583	(285,858)	2,470,700	640,975
Cost of Support and Revenue								
32-Fundraising Costs	9,210		9,210	182,095	202,032	(19,937)	242,438	60,343
33-Membership Fundraising Costs	1,571		1,571	49,391	76,333	(26,942)	91,600	42,209
35-Convention	0		0	240,044	316,800	(76,756)	316,800	76,756
36-Ballot Access Fundraising Exp	3,061		3,061	5,879	5,833	46	7,000	1,121
37-Building Fundraising Exp	0		0	230	0	230	0	(230)
Total Cost of Support and Revenue	13,842	0	13,842	477,639	600,998	(123,359)	657,838	180,199
Net Support Available for Programs	103,947	249	104,196	1,352,086	1,514,585	(162,499)	1,812,862	460,776
Program Expense								
40-Administrative Costs	13,490	8,363	21,853	275,963	289,754	(13,791)	347,705	71,742
45-Compensation	35,788		35,788	480,313	664,333	(184,021)	797,200	316,887
50-Affiliate Support	4,809		4,809	55,535	60,233	(4,698)	72,280	16,745
55-Brand Dev / Political Materials	1,032		1,032	10,639	25,000	(14,361)	30,000	19,361
58-Campus Outreach	0		0	0	625	(625)	750	750
60-Candidate, Campaign & Initiatives	29,613		29,613	282,501	295,083	(12,582)	354,100	71,599
70-Ballot Access VR & Related Exp	0		0	152,443	166,250	(13,807)	199,500	47,057
75-Litigation	0	0	0	7,515	6,250	1,265	7,500	(15)
80-Media	1,019		1,019	9,940	10,417	(476)	12,500	2,560
85-Member Communication	0		0	16,236	26,250	(10,014)	31,500	15,264
88-Outreach	0		0	5,500	4,167	1,333	5,000	(500)
90-Project Program Other	0	0	0	1,889	2,667	(778)	3,200	1,311
Total Program Expense	85,750	8,363	94,113	1,298,474	1,551,029	(252,555)	1,861,235	562,761
Total Net Operating Surplus (or Deficit)	18,197	(8,114)	10,083	53,612	(36,444)	90,056	(48,373)	(101,985)
Unrestricted Net Operating Surplus (or Deficit)			18,197	111,691			1,512	

* As amended 02/22

Statement of Operations - 2022 v. 2020 Comparision

	<u>Total Oct-22</u>	<u>Total Oct-20</u>	<u>Diff 22 v 20</u>	<u>2022 YTD</u>	<u>2020 YTD</u>	<u>Diff 22 v 20</u>
Support and Revenue						
20-Membership Dues	59,257	66,185	-6,928	535,766	776,483	-240,717
21-Donations	5,012	26,021	-21,009	209,780	206,550	3,230
22-Recurring Gifts	49,577	38,664	10,913	516,028	337,792	178,236
23-BoardSolicitation MajorGifts	0	27,650	-27,650	3,750	131,275	-127,525
24-Convention Revenue	0	0	0	374,795	243,492	131,303
25-Project Program Revenue	2,517	90,381	-87,864	74,931	133,647	-58,716
26-Brand Dev / Pol Materials Rev	870	19,901	-19,031	16,933	165,040	-148,107
27-BallotAccess Donations	784	281	503	86,366	98,826	-12,460
28-Publications Materials Other	20	0	20	11,376	3,596	7,780
29-Other Revenue	0	0	0	0	166	-166
Total Support and Revenue	<u>118,038</u>	<u>269,082</u>	<u>-151,045</u>	<u>1,829,725</u>	<u>2,096,866</u>	<u>-267,142</u>
Cost of Support and Revenue						
32-Fundraising Costs	9,210	68,003	-58,793	182,095	358,980	-176,885
33-Membership Fundraising Costs	1,571	22,439	-20,868	49,391	129,908	-80,517
35-Convention	0	0	0	240,044	217,802	22,242
36-Ballot Access Fundraising Exp	3,061	0	3,061	5,879	4,807	1,072
37-Building Fundraising Exp	0	0	0	230	0	230
Total Cost of Support and Revenue	<u>13,842</u>	<u>90,442</u>	<u>-76,600</u>	<u>477,639</u>	<u>711,496</u>	<u>-233,858</u>
Net Support Available for Programs	104,196	178,640	-74,445	1,352,086	1,385,370	-33,284
Program Expense						
40-Adminstrative Costs	21,853	30,804	-8,951	275,963	273,105	2,858
45-Compensation	35,788	38,389	-2,601	480,313	379,933	100,380
50-Affiliate Support	4,809	7,786	-2,978	55,535	48,807	6,728
55-Brand Dev / Pol Materials	1,032	30,550	-29,518	10,639	172,667	-162,028
58-Campus Outreach	0	0	0	0	0	0
60-Candidate, Campaign & Initiatives	29,613	70,768	-41,155	282,501	247,480	35,021
70-BallotAccess Petitioning Related Exp	0	3,746	-3,746	152,443	95,516	56,927
75-Litigation	0	2,732	-2,732	7,515	6,886	629
80-Media	1,019	19	1,000	9,940	613	9,327
85-Member Communication	0	4,402	-4,402	16,236	25,925	-9,689
88-Outreach	0	0	0	5,500	3,500	2,000
90-Project Program Other	0	0	0	1,889	1,102	787
Total Program Expense	<u>94,113</u>	<u>189,195</u>	<u>-95,083</u>	<u>1,298,474</u>	<u>1,255,533</u>	<u>42,940</u>
Net Operating Surplus (or Deficit)	<u>10,083</u>	<u>-10,555</u>	<u>20,638</u>	<u>53,612</u>	<u>129,837</u>	<u>-76,224</u>

P&L Acct Detail w-Funct Alloc of Exps Last Month Plus YTD
January through October 2022

	Oct 22	TOTAL
Revenue		
4000 · General Fundraising		
4010 · Direct Mail Fundraising		
4010-10 · DM - House Fundraising General	60.00	16,006.47
4010-11 · DM - House Fundraising Renewal	0.00	235.00
4010-12 · DM - House Fundraising NewDonor	0.00	75.00
4010-20 · DM - Donor Renewal	9,445.00	111,204.99
4010-30 · DM - New Donor Prospecting	50.00	1,411.00
Total 4010 · Direct Mail Fundraising	9,555.00	128,932.46
4020 · Direct Solicitation Major Donor		
4020-10 · Board Soliicitation	0.00	2,700.00
4020-30 · ED Solicitation	0.00	1,050.00
Total 4020 · Direct Solicitation Major Donor	0.00	3,750.00
4030 · Online Contributions - Web		
4030-10 · Online Cont - General	3,876.00	36,189.98
4030-20 · Online Cont - Donor Renewal	29,297.49	273,093.86
4030-30 · Online Cont - New Donor Prosp	20,314.94	146,838.42
Total 4030 · Online Contributions - Web	53,488.43	456,122.26
4040 · Tele Fundraising - Phone Bank		
4040-10 · Tele Fund - General	0.00	125.00
4040-20 · Tele Fund - Donor Renewal	150.00	2,907.55
Total 4040 · Tele Fundraising - Phone Bank	150.00	3,032.55
4080 · Recurring Contrib - Pledge	49,577.18	516,027.56
4085 · Bequests	0.00	12,749.12
4090 · Ballot Access / Voter Reg	784.00	86,366.08
Total 4000 · General Fundraising	113,554.61	1,206,980.03
4100 · Project Revenue		
4108 · Building Fund	182.35	20,149.47
4111 · Legal Action Fund	66.20	2,238.80
Total 4100 · Project Revenue	248.55	22,388.27
4200 · Events and Conventions		
4200-10 · Convention Revenue	0.00	374,795.47
4200-20 · Conv Fundraising - Unrestricted	0.00	138,799.87
4200-30 · Other Events	1,205.00	7,397.76
Total 4200 · Events and Conventions	1,205.00	520,993.10
4300 · Program Revenue		
4310 · Affiliate Development	216.43	4,724.93
4320 · Outreach & Activism	0.00	5,552.50
4330 · Media Relations	25.00	721.95
4340 · LP News	20.00	11,376.22
4360 · Campaign Support & Initiatives		
4360-40 · Campaign/Candidate Support	2,011.95	41,085.47
Total 4360 · Campaign Support & Initiatives	2,011.95	41,085.47
4375 · Brand / Political Materials	870.31	16,932.55
4395 · LPedia Historical Preservation	15.00	458.25
Total 4300 · Program Revenue	3,158.69	80,851.87
4600 · Refunds of Contributions	(128.75)	(1,488.15)
Total Revenue	118,038.10	1,829,725.12
Expense	Oct 22	TOTAL

Expense	<u>Oct 22</u>	<u>TOTAL</u>
7000 · General Fundraising Expense		
7010 · Direct Mail Fundraising Exp		
7010-10 · DM - House General Expense	254.56	55,691.51
7010-20 · DM - Donor Renewal Expense	912.51	33,073.70
7010-30 · DM - New Donor Prospecting Exp	624.28	15,058.37
Total 7010 · Direct Mail Fundraising Exp	<u>1,791.35</u>	<u>103,823.58</u>
7030 · Online Contributions Exp - Web		
7030-20 · Online Cont Exp - Donor Renewal	0.00	1,224.27
7030-30 · Online Cont Exp - New Donor	34.51	34.51
Total 7030 · Online Contributions Exp - Web	<u>34.51</u>	<u>1,258.78</u>
7050 · Fundraising Contractors	3,600.00	38,980.00
7080 · Recurring Contrib - Pledge	270.00	33,172.76
7085 · Building Fund Fundraising Exp	0.00	230.42
7090 · Ballot Access Fundraising Exp	3,061.05	5,879.27
7095 · Credit Card Prc Fees	5,085.26	47,230.67
7099 · Gen Fundraising Staff Salary	4,072.30	61,076.70
Total 7000 · General Fundraising Expense	<u>17,914.47</u>	<u>291,652.18</u>
7200 · Events and Conventions Exp		
7200-10 · Convention Expenses - General	0.00	140,168.76
7200-15 · Convention Expense - Travel/F&B	0.00	99,874.98
7200-30 · Other Events	0.00	7,019.96
7200-50 · Events & Conv Staff Salary	92.55	32,645.90
Total 7200 · Events and Conventions Exp	<u>92.55</u>	<u>279,709.60</u>
7300 · Program-Related Expenses		
7310 · Affiliate Support		
7310-10 · Affiliate Development & Support	6.00	593.15
7310-20 · Affiliate Dev Contractors	4,802.50	54,942.05
7310-30 · Affiliate Support Staff Salary	555.31	17,465.79
Total 7310 · Affiliate Support	<u>5,363.81</u>	<u>73,000.99</u>
7320 · Outreach, Marketing & Activism		
7320-10 · Outreach & Activism General Exp	0.00	5,500.00
7320-20 · Outreach Activism Staff Salary	2,637.74	29,192.23
Total 7320 · Outreach, Marketing & Activism	<u>2,637.74</u>	<u>34,692.23</u>
7330 · Media Relations		
7330-10 · Media Relations General	1,018.99	9,940.28
7330-20 · Media Relations Staff Salary	1,712.22	9,993.31
Total 7330 · Media Relations	<u>2,731.21</u>	<u>19,933.59</u>
7340 · Membership Communications		
7340-10 · LP News	0.00	16,236.31
7340-20 · Mem Comm & Support Staff Salary	7,543.03	111,835.32
Total 7340 · Membership Communications	<u>7,543.03</u>	<u>128,071.63</u>
7360 · Campaign Support & Initiatives		
7360-40 · Campaign/Candidate Support	18,278.91	151,745.27
7360-45 · Candidate Support Contractors	11,333.60	130,756.00
7360-60 · Camp/Cand Support -Staff Salary	462.76	7,202.69
Total 7360 · Campaign Support & Initiatives	<u>30,075.27</u>	<u>289,703.96</u>
7375 · Brand Development		
7375-10 · Brand / Political Materials	1,031.81	10,639.05
7375-20 · Brand Development Staff Salary	323.93	8,891.93
Total 7375 · Brand Development	<u>1,355.74</u>	<u>19,530.98</u>

	Oct 22	TOTAL
7380 · Ballot Access - Other Related		
7380-10 · Ballot Access Petitioning Exp.	0.00	152,443.00
7380-60 · B/A & Petitioning Staff Salary	323.93	6,084.72
Total 7380 · Ballot Access - Other Related	323.93	158,527.72
7395 · LPedia Historical Preservation	0.00	1,888.65
Total 7300 · Program-Related Expenses	50,030.73	725,349.75
8000 · Salary & Related Expense		
8005 · Salary Bonus Sick & Vac (Admn)	8,879.17	95,203.69
8010 · Hourly Wages (Admin Portion)	1,162.76	18,362.95
8015 · Contractor Admin & Internships	360.00	493.80
8020 · Employer Cont to P/R Tax	2,476.22	30,737.82
8030 · Employer Cont to 401K & Adm	1,483.58	11,141.72
8040 · Fed & State Unemployment	0.00	450.84
8060 · Health Insurance	2,911.45	34,466.46
8065 · Workers Comp Insurance	613.00	1,713.44
8070 · Other Bens, Gdwil & Training	0.00	125.00
8080 · Payroll Service Fees	178.01	2,303.05
Total 8000 · Salary & Related Expense	18,064.19	194,998.77
8100 · Admin & Overhead Expense		
8110 · Ofc Supplies & Non Cap Equipt	0.00	3,836.18
8120 · Telephone & Data Services	944.58	7,831.18
8125 · Equipment Leases & Maint.	368.88	737.76
8130 · Postage & Shipping	100.00	6,726.48
8140 · Travel, Meeting, & Meals Exp	1,925.50	20,556.74
8160 · Insurance - D/O Cyber - Other	0.00	14,702.00
8170 · Occupancy Expenses		
8170-20 · Utilities Expense	497.96	4,411.80
8170-30 · Property Taxes, Fees & Permits	738.66	7,487.32
8170-40 · Maintenance, Cleaning & Repairs	411.00	4,354.81
8170-50 · Property / GL Insurance	0.00	2,425.00
8170-60 · Assc Fees, Rent & Storage	492.00	4,760.00
Total 8170 · Occupancy Expenses	2,139.62	23,438.93
8180 · Printing & Copying	429.34	4,916.36
8190 · Software, Hardware & Other IT	5,062.23	59,429.61
8195 · Other Expenses & Bank Fees	65.41	2,747.56
Total 8100 · Admin & Overhead Expense	11,035.56	144,922.80
8200 · Professional Services		
8210 · Legal		
8210-10 · Legal - General	4,500.00	45,425.00
8210-20 · Legal - Proactive	0.00	7,514.82
8210-30 · Litigation-Lobbing Staff Salary	0.00	925.34
Total 8210 · Legal	4,500.00	53,865.16
8220 · Accounting	0.00	18,000.00
8230 · FEC Filing & Consulting	2,000.00	18,800.00
8240 · Computer Services	1,233.94	16,071.34
8250 · Other Professional Services	0.00	1,908.00
Total 8200 · Professional Services	7,733.94	108,644.50
8300 · Depreciation Expense	3,083.56	30,835.60
Total Expense	107,955.00	1,776,113.20
Net Revenue	10,083.10	53,611.92

Balance Sheet Current vs Prior Month

As of October 31, 2022

	Oct 31, 22	Sep 30, 22	\$ Change	% Change
ASSETS				
Current Assets				
Checking/Savings				
11 - Cash				
111U - PNC Check Acct 1 (Unrestricted)	133,652.46	105,927.23	27,725.23	26.17%
112U - BBT Check Acct 1 (Unrestricted)	46,441.01	39,578.43	6,862.58	17.34%
113R - PNC Check Acct 2 (Restricted)	31,384.99	31,384.99	0.00	0.0%
114R - BBT Chck Acct 2 (Rest Building)	6,402.14	11,782.69	(5,380.55)	(45.67%)
115R - BBT Check Acct 3 (Rest Legal)	12,866.08	19,299.88	(6,433.80)	(33.34%)
Total 11 - Cash	<u>230,746.68</u>	<u>207,973.22</u>	<u>22,773.46</u>	<u>10.95%</u>
Total Checking/Savings	230,746.68	207,973.22	22,773.46	10.95%
Other Current Assets				
16 - Prepaid Expenses				
161 - Bulk Mail Account				
161-10 - Prepaid Bulk Mail VA	1,550.34	1,550.34	0.00	0.0%
Total 161 - Bulk Mail Account	<u>1,550.34</u>	<u>1,550.34</u>	<u>0.00</u>	<u>0.0%</u>
165 - Prepaid Licenses	5,296.10	7,944.10	(2,648.00)	(33.33%)
166 - Prepaid Insurance	5,394.31	5,394.31	0.00	0.0%
169 - Other Prepaid Expense	2,739.00	3,753.00	(1,014.00)	(27.02%)
Total 16 - Prepaid Expenses	<u>14,979.75</u>	<u>18,641.75</u>	<u>(3,662.00)</u>	<u>(19.64%)</u>
Total Other Current Assets	<u>14,979.75</u>	<u>18,641.75</u>	<u>(3,662.00)</u>	<u>(19.64%)</u>
Total Current Assets	245,726.43	226,614.97	19,111.46	8.43%
Fixed Assets				
17 - Fixed Assets				
172 - Furniture & Fixtures	25,878.73	25,878.73	0.00	0.0%
173 - Office Equipment	16,796.61	16,796.61	0.00	0.0%
174 - Computer Hardware	38,089.67	38,089.67	0.00	0.0%
175 - Computer Software	134,613.90	134,613.90	0.00	0.0%
177 - Office Building				
177-10 - Physical Structure	477,119.00	477,119.00	0.00	0.0%
177-20 - Land	347,881.00	347,881.00	0.00	0.0%
Total 177 - Office Building	<u>825,000.00</u>	<u>825,000.00</u>	<u>0.00</u>	<u>0.0%</u>
178 - Ofc Imprmnt Acq & Capt Expense	70,519.11	70,519.11	0.00	0.0%
179 - Accumulated Depreciation	(324,504.69)	(321,421.13)	(3,083.56)	(0.96%)
Total 17 - Fixed Assets	<u>786,393.33</u>	<u>789,476.89</u>	<u>(3,083.56)</u>	<u>(0.39%)</u>
Total Fixed Assets	<u>786,393.33</u>	<u>789,476.89</u>	<u>(3,083.56)</u>	<u>(0.39%)</u>
TOTAL ASSETS	<u><u>1,032,119.76</u></u>	<u><u>1,016,091.86</u></u>	<u><u>16,027.90</u></u>	<u><u>1.58%</u></u>

LIABILITIES & EQUITY	<u>Oct 31, 22</u>	<u>Sep 30, 22</u>	<u>\$ Change</u>	<u>% Change</u>
Liabilities				
Current Liabilities				
Accounts Payable				
21 · Accounts Payable	27,598.12	8,754.88	18,843.24	215.23%
Total Accounts Payable	<u>27,598.12</u>	<u>8,754.88</u>	<u>18,843.24</u>	<u>215.23%</u>
Other Current Liabilities				
24 · Accrued Expenses				
241 · Accrued Payroll	4,860.00	9,706.16	(4,846.16)	(49.93%)
242 · Accrued Vacation	18,070.00	17,827.00	243.00	1.36%
244 · Other Accrued Expenses	315.00	4,910.00	(4,595.00)	(93.59%)
245 · Accrued Real Estate Tax	(1,484.30)	2,215.98	(3,700.28)	(166.98%)
Total 24 · Accrued Expenses	<u>21,760.70</u>	<u>34,659.14</u>	<u>(12,898.44)</u>	<u>(37.22%)</u>
Total Other Current Liabilities	<u>21,760.70</u>	<u>34,659.14</u>	<u>(12,898.44)</u>	<u>(37.22%)</u>
Total Current Liabilities	<u>49,358.82</u>	<u>43,414.02</u>	<u>5,944.80</u>	<u>13.69%</u>
Total Liabilities	49,358.82	43,414.02	5,944.80	13.69%
Equity				
31 · General Operating	908,150.41	896,336.06	11,814.35	1.32%
32 · Temp. Restricted Balances				
3204 · Fund - Campus	1,730.39	1,730.39	0.00	0.0%
3210 · Fund - Building	6,402.14	11,782.69	(5,380.55)	(45.67%)
3213 · Fund - Legal Action Fund	12,866.08	19,299.88	(6,433.80)	(33.34%)
Total 32 · Temp. Restricted Balances	<u>20,998.61</u>	<u>32,812.96</u>	<u>(11,814.35)</u>	<u>(36.01%)</u>
Net Revenue	<u>53,611.92</u>	<u>43,528.82</u>	<u>10,083.10</u>	<u>23.16%</u>
Total Equity	<u>982,760.94</u>	<u>972,677.84</u>	<u>10,083.10</u>	<u>1.04%</u>
TOTAL LIABILITIES & EQUITY	<u><u>1,032,119.76</u></u>	<u><u>1,016,091.86</u></u>	<u><u>16,027.90</u></u>	<u><u>1.58%</u></u>

Statement of Cash Flows

October 2022

	Oct 22	Jan - Sep 22
OPERATING ACTIVITIES		
Net Revenue	10,083.10	43,528.82
Adjustments to reconcile Net Income to net cash provided by operations:		
161-10 · Prepaid Bulk Mail VA	0.00	(701.27)
165 · Prepaid Licenses	2,648.00	(7,944.10)
167-10 · Prepaid Convention General Exp	0.00	6,461.40
169 · Other Prepaid Expense	1,014.00	4,580.33
21 · Accounts Payable	18,843.24	(31,624.18)
241 · Accrued Payroll	(4,846.16)	(26,215.65)
242 · Accrued Vacation	243.00	(9,095.00)
244 · Other Accrued Expenses	(4,595.00)	4,010.00
245 · Accrued Real Estate Tax	(3,700.28)	2,215.98
245 · Accrued Real Estate Tax	0.00	(100,720.35)
Net cash provided by Operating Activities	19,689.90	(115,504.02)
INVESTING ACTIVITIES		
174 · Computer Hardware	0.00	(1,640.90)
179 · Accumulated Depreciation	3,083.56	27,752.04
Net cash provided by Investing Activities	3,083.56	26,111.14
FINANCING ACTIVITIES		
31 · General Operating	11,814.35	53,032.70
3210 · Fund - Building	(5,380.55)	9,794.52
3213 · Fund - Legal Action Fund	(6,433.80)	(62,827.22)
Net cash provided by Financing Activities	0.00	0.00
Net cash increase for period	22,773.46	(89,392.88)
Cash at beginning of period	207,973.22	297,366.10
Cash at end of period	230,746.68	207,973.22

RELATED PARTY TRANSACTIONS AS OF: 10/31/2022

Related Party Donations	Mem Expires / BSM Expires	MTD Contributions	YTD Contributions	Lifetime Giving (Since 1990)	Liberty Pledge Club
David Benner	04/06/23 - 05/02/23	\$ -	\$ 120.00	\$ 557.00	
Dustin Blankenship	12/27/22 - 03/20/23	\$ -	\$ 299.00	\$ 350.50	
Richard Bowen	07/01/23 - 11/01/23	\$ 21.00	\$ 1,434.00	\$ 2,785.00	Yes
Joshua Clark	06/01/23 - 11/01/23	\$ 125.00	\$ 904.00	\$ 1,029.00	Yes
Martin Cowen	Life Member	\$ 5.00	\$ 663.76	\$ 4,566.76	Yes
Otto Dassing	10/04/23 - 11/01/23	\$ 25.00	\$ 279.00	\$ 329.00	Yes
Miguel Duque	07/31/23 - 08/04/23	\$ -	\$ 150.75	\$ 200.75	
Joseph Ecklund	02/03/23 - 02/03/23	\$ -	\$ 25.00	\$ 164.00	
Carrie Eiler	Life Member	\$ -	\$ 2,261.32	\$ 2,421.52	
Bryan Elliott	Life Member	\$ -	\$ 874.00	\$ 3,278.00	
Pat Ford	11/15/23 - 08/01/23	\$ -	\$ 125.00	\$ 775.00	
Linnea Gabbard	11/12/23 - 07/31/23	\$ -	\$ 249.00	\$ 401.75	
Todd Hagopian	Life Member	\$ 50.00	\$ 910.00	\$ 3,349.00	Yes
Robley Hall	12/31/22 - 11/01/23	\$ 5.00	\$ 494.00	\$ 524.00	Yes
Caryn Ann Harlos	Life Member	\$ 20.00	\$ 439.00	\$ 8,798.09	Yes
Angela McArdle	12/31/22 - 11/01/23	\$ 5.00	\$ 1,033.00	\$ 1,554.00	Yes
Dustin Nanna	07/31/23 - 06/08/23	\$ -	\$ 229.00	\$ 2,336.00	
Steven Nekhaila	Life Member	\$ -	\$ -	\$ 3,899.40	
Connor Nepomuceno	12/31/22 - 11/01/23	\$ 5.00	\$ 175.75	\$ 1,185.82	Yes
Donavan Pantke	09/06/23 - 07/31/23	\$ -	\$ 165.30	\$ 1,198.80	
Michael Rufo	08/15/23 - 07/24/23	\$ -	\$ 65.00	\$ 1,194.00	
Joshua Smith	05/04/23 - 05/04/23	\$ -	\$ 25.00	\$ 1,963.00	
Mark Tuniewicz	Life Member	\$ 21.63	\$ 1,573.89	\$ 4,506.69	Yes
Andrew Watkins	11/30/22 - 07/31/23	\$ -	\$ 25.00	\$ 488.00	
Katherine Yeniscavich	Life Member	\$ -	\$ 2,030.00	\$ 2,156.34	
Erin Adams *	Life Member	\$ -	\$ 84.00	\$ 2,106.70	
Whitney Bilyeu *	Life Member	\$ 50.00	\$ 849.00	\$ 9,674.25	
Matthew Bughman *	12/31/22 - 05/01/23	\$ 10.00	\$ 50.00	\$ 247.50	
Laura Ebke *	Life Member	\$ 25.00	\$ 725.00	\$ 6,716.00	
Timothy Ferreira *	Life Member	\$ 225.00	\$ 959.00	\$ 9,543.09	
Alex Flores *	06/23/22 - 12/05/22	\$ 87.00	\$ 87.00	\$ 398.00	
Timothy Hagan *	Life Member	\$ 10.00	\$ 60.00	\$ 12,237.18	
Jared Hall *	Life Member	\$ -	\$ 40.00	\$ 2,311.50	
Jeffery Hewitt *	Life Member	\$ -	\$ -	\$ 3,725.00	
Susan Hogarth *	Life Member	\$ 36.63	\$ 191.82	\$ 5,933.31	
Richard Longstreth *	Life Member	\$ 175.00	\$ 875.00	\$ 4,452.00	
Chris Luchini *	Life Member	\$ -	\$ 257.50	\$ 9,154.50	
Kenneth Moellman *	Life Member	\$ 35.75	\$ 164.50	\$ 3,919.00	
John Phillips *	Life Member	\$ 75.00	\$ 450.00	\$ 7,027.20	
Erik Raudsep *	Life Member	\$ 10.30	\$ 61.80	\$ 6,459.00	
Valerie Sarwark *	Life Member	\$ -	\$ 20.60	\$ 2,600.30	
David Sexton *	12/31/22 - 02/01/23	\$ 5.15	\$ 20.60	\$ 2,346.55	
David Valente **	Life Member	\$ 10.00	\$ 265.00	\$ 4,622.09	
Beth Vest *	Life Member	\$ 459.00	\$ 459.00	\$ 2,019.80	
John Wilford *	Life Member	\$ -	\$ 178.91	\$ 2,452.66	
Total Contributions (Curr Board):		\$ 282.63	\$ 14,549.77	\$ 50,011.42	

* Thru 05/22 Only ** Thru 03/22 Only

Related Party Disbursements	Memo	MTD Disbursements	YTD Disbursements
Caryn Ann Harlos	Reimbursed Expense	\$ -	\$ 391.00
Committee to Elect Brittany Kosin	Candidate Support	\$ -	\$ 5,000.00
Committee to Elect Caroline Avery	Candidate Support	\$ -	\$ 4,000.00
Committee to Elect Jimmy Blake	Candidate Support	\$ -	\$ 4,000.00
Larry Sharpe for Governor	Ballot Access Reimb.	\$ -	\$ 15,000.00
LPAK - LP Alaska	State Membership Transfer	\$ 10.00	\$ 20.00
LPAL - LP Alabama	Ballot Access Petitioning	\$ -	\$ 77,000.00
LPCA - LP California	State Membership Transfer	\$ 350.00	\$ 5,550.00
LPIA - LP Iowa	State Membership Transfer	\$ 250.00	\$ 850.00
LPIL - Libertarian Party of Illinois	Ballot Access Petitioning	\$ -	\$ 30,000.00
LPNH - LP New Hampshire	Ballot Access Petitioning	\$ -	\$ 5,000.00
LPNM - LP New Mexico	State Membership Transfer	\$ -	\$ 895.36
LPNY - LP New York Petitioning Committee	Ballot Access Petitioning	\$ -	\$ 15,000.00
Lynch for WV Senate	Candidate Support	\$ -	\$ 2,800.00
Natalie Bruno for OK 2022	Candidate Support	\$ -	\$ 2,000.00
Page-Nelson Election Committee	Candidate Support	\$ -	\$ 5,000.00
Total Disbursements:		\$ 610.00	\$ 172,506.36

CHAIR'S DISCRETIONARY DISBURSEMENTS AS OF: 10/31/22

Chair	Memo	MTD	YTD
None		\$ -	\$ -