

Libertarian National Committee - Membership Report

"Donor" Totals - Dec-16

4 Year & 12 Month Comparison

	Dec-12	Dec-13	Dec-14	Dec-15	Dec-15	Jan-16	Feb-16	Mar-16	Apr-16	May-16	Jun-16	Jul-16	Aug-16	Sep-16	Oct-16	Nov-16	Dec-16
Active w-MEM	13749	13670	12053	11184	11184	11183	11413	11824	12509	14532	15477	16656	17568	17888	18327	18564	18592
Active w/out MEM	1194	967	747	509	509	497	514	507	519	787	981	1223	1736	1890	1843	1822	1814
Total Active Donors	14943	14637	12800	11693	11693	11680	11927	12331	13028	15319	16458	17879	19304	19778	20170	20386	20406
Percent Change	4.30%	-2.05%	-12.55%	-0.15%	-0.15%	-0.11%	2.11%	3.39%	5.65%	17.59%	7.44%	8.63%	7.97%	2.46%	1.98%	1.07%	0.10%
Lapsed/Drop MEM	1381	1245	1733	909	909	663	612	837	718	465	662	514	681	599	753	589	1016
Lapse w/out MEM	76	82	203	30	30	44	40	41	20	10	14	10	24	29	37	29	27
Lapsed/Drop Total	1457	1327	1936	939	939	707	652	878	738	475	676	524	705	628	790	618	1043
Percent Change	0.28%	-8.92%	45.89%	32.63%	32.63%	-24.71%	-7.78%	34.66%	-15.95%	-35.64%	42.32%	-22.49%	34.54%	-10.92%	25.80%	-21.77%	68.77%
New Donors w-MEM	240	267	110	103	103	145	308	524	675	1393	1184	1181	1054	469	526	485	321
New w/out MEM	38	168	6	6	6	3	15	22	31	176	163	230	535	176	52	22	11
New Total	278	435	116	109	109	148	323	546	706	1569	1347	1411	1589	645	578	507	332
Percent Change	-1.42%	56.47%	-73.33%	-4.39%	-4.39%	35.78%	118.24%	69.04%	29.30%	122.24%	-14.15%	4.75%	12.62%	-59.41%	-10.39%	-12.28%	-34.52%
Renewed w-MEM	708	966	729	792	792	517	534	724	728	1095	423	512	539	450	666	341	723
Renewed w/out MEM	57	55	14	20	20	29	42	12	1	102	45	22	2	7	-62	-14	8 *
Total Renewals	765	1021	743	812	812	546	576	736	729	1197	468	534	541	457	604	327	731
Percent Change	-20.40%	33.46%	-27.23%	108.74%	108.74%	-32.76%	5.49%	27.78%	-0.95%	64.20%	-60.90%	14.10%	1.31%	-15.53%	32.17%	-45.86%	123.55%
Total "MEM"	126900	130507	133400	135197	135197	135417	135980	136797	137539	139513	140413	141889	143319	143935	144707	145455	145814
Percent Change	4.14%	2.84%	2.22%	0.07%	0.07%	0.16%	0.42%	0.60%	0.54%	1.44%	0.65%	1.05%	1.01%	0.43%	0.54%	0.52%	0.25%
Total "LIFETIME"	2208	2295	2446	2458	2458	2459	2461	2461	2473	2501	2514	2531	2554	2560	2567	2566	2571
Total "BSM"	13824	13869	12526	11045	11045	11112	11400	11768	12461	14554	15448	16759	17541	18071	18486	18805	19003

Last Year vs. This Year

	Dec-15	Dec-16	Change	12 Mo Ave		
Active w-MEM	11184	18592	66.24%	15378	<u>Active Donors w-MEM =</u>	18592
Active w/out MEM	509	1814	256.39%	1178	<u>Lapsed & Zero Dues MEM =</u>	127222
Total Active Donors	11693	20406	74.51%	16556	<u>Total "MEM" w-Signed Certificate =</u>	145814
Lapsed/Dropped	939	1043	11.08%	703	<u>Member Signed Certificate =</u>	"MEM"
New Donors	109	332	204.59%	808	<u>Total "BSM" =</u>	19003
Renewals	812	731	-9.98%	621	<u>Bvlaws Defined Sustaining Member =</u>	"BSM"

* Neg "sub" due to email push to convert Sub's to Mem's in Oct-16 & Nov-16

Dec-16 MEMBERSHIP BY STATE --- ACTIVE AND NON ACTIVE

STATE	TOTAL "MEM"	ACTIVE "MEM"	ACTIVE "SUB"	TOTAL "ACTIVE"	TOTAL "BSM"
AK	708	88	4	92	89
AL	1921	284	17	301	289
AR	966	127	12	139	131
AZ	3390	392	46	438	400
CA	20102	2021	218	2239	2043
CO	4043	609	59	668	620
CT	1596	209	30	239	211
DC	419	46	6	52	52
DE	418	51	5	56	52
FL	8587	1043	126	1169	1076
GA	6297	587	66	653	605
HI	567	85	8	93	85
IA	1157	196	11	207	196
ID	812	84	8	92	83
IL	4834	666	67	733	688
IN	3520	548	34	582	561
KS	1324	166	9	175	171
KY	1309	172	8	180	178
LA	1201	177	20	197	183
MA	3032	335	41	376	333
MD	2655	372	35	407	379
ME	857	88	12	100	92
MI	5528	640	39	679	652
MN	2214	284	31	315	289
MO	2575	360	25	385	369
MS	780	102	9	111	106

STATE	TOTAL "MEM"	ACTIVE "MEM"	ACTIVE "SUB"	TOTAL "ACTIVE"	TOTAL "BSM"
MT	547	72	8	80	72
NC	3661	482	55	537	493
ND	265	50	6	56	51
NE	725	111	4	115	113
NH	1455	188	20	208	189
NJ	3301	398	51	449	406
NM	1218	174	24	198	178
NV	1993	204	23	227	210
NY	5468	814	88	902	834
OH	5701	755	50	805	788
OK	1169	172	15	187	176
OR	2304	189	37	226	196
PA	6341	722	80	802	745
RI	343	45	8	53	48
SC	2045	289	25	314	298
SD	286	44	5	49	44
TN	2720	473	16	489	481
TX	9980	1470	139	1609	1497
UT	1256	152	15	167	152
VA	5281	879	75	954	899
VT	423	42	5	47	42
WA	4694	612	58	670	626
WI	2147	328	37	365	333
WV	649	66	5	71	70
WY	331	39	2	41	39
XX	699	90	17	107	90

SUSTAINING MEMBERSHIP STATE RANKINGS - "BSM"

State	Total BSM	Rank	State	Total BSM	Rank
CA	2043	1	IA	196	27
TX	1497	2	OR	196	28
FL	1076	3	NH	189	29
VA	899	4	LA	183	30
NY	834	5	KY	178	31
OH	788	6	NM	178	32
PA	745	7	OK	176	33
IL	688	8	KS	171	34
M	652	9	UT	152	35
WA	626	10	AR	131	36
CO	620	11	NE	113	37
GA	605	12	MS	106	38
IN	561	13	ME	92	39
NC	498	14	AK	89	40
TN	481	15	H	85	41
NJ	406	16	ID	83	42
AZ	400	17	MT	72	43
MD	379	18	WV	70	44
MO	369	19	DC	52	45
MA	333	20	DE	52	46
VI	333	21	ND	51	47
SC	298	22	RI	48	48
AL	289	23	SD	44	49
MN	289	24	VT	42	50
CT	211	25	WY	39	51
NV	210	26	XX	90	52

TOTAL "MEM"	ACTIVE "MEM"	ACTIVE "SUB"	TOTAL "ACTIVE"	TOTAL "BSM"
TOTALS	145814	18592	1814	20406

DEFINITIONS: MEM = Member Signed Certificate

Total MEM = Total # Constituents Per State w-Member Signed Certificate

ACTIVE MEM = Current Dues Paying or Lifetime Donor w-Signed Certificate

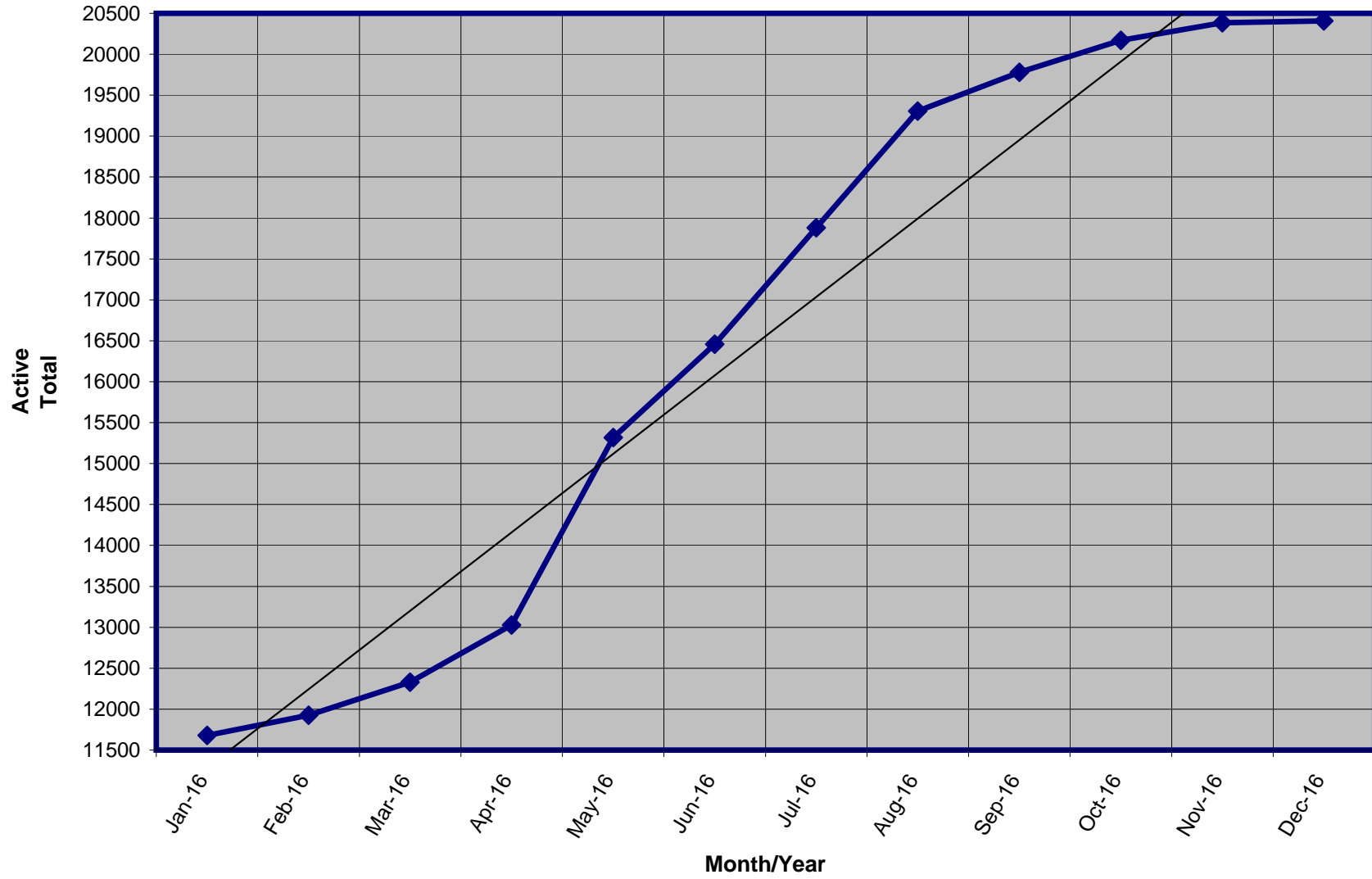
ACTIVE SUB (ACTIVE NON MEM) = Current Dues Paying or Lifetime Donors Who Have NOT Signed the Certificate (Formerly Called "Subscriber")

TOTAL ACTIVE = Current Dues Paying or Lifetime Donor

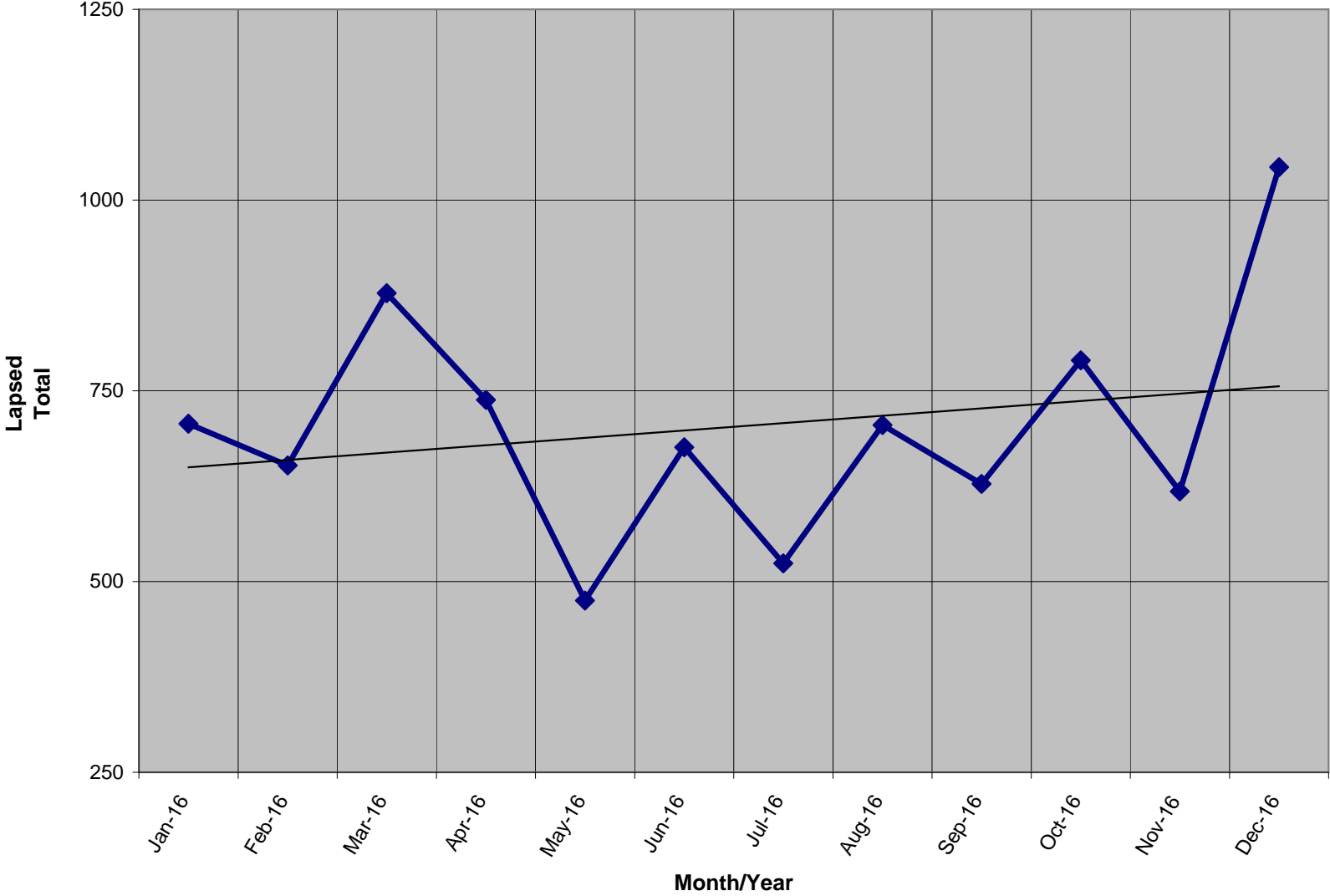
BSM = By Law Definition of "Sustaining Member" and number used for delegate count

(Art 5-3: "Sustaining member" is any Party member who has given at least \$25 to the Party in the prior twelve months, or who is a life member.)

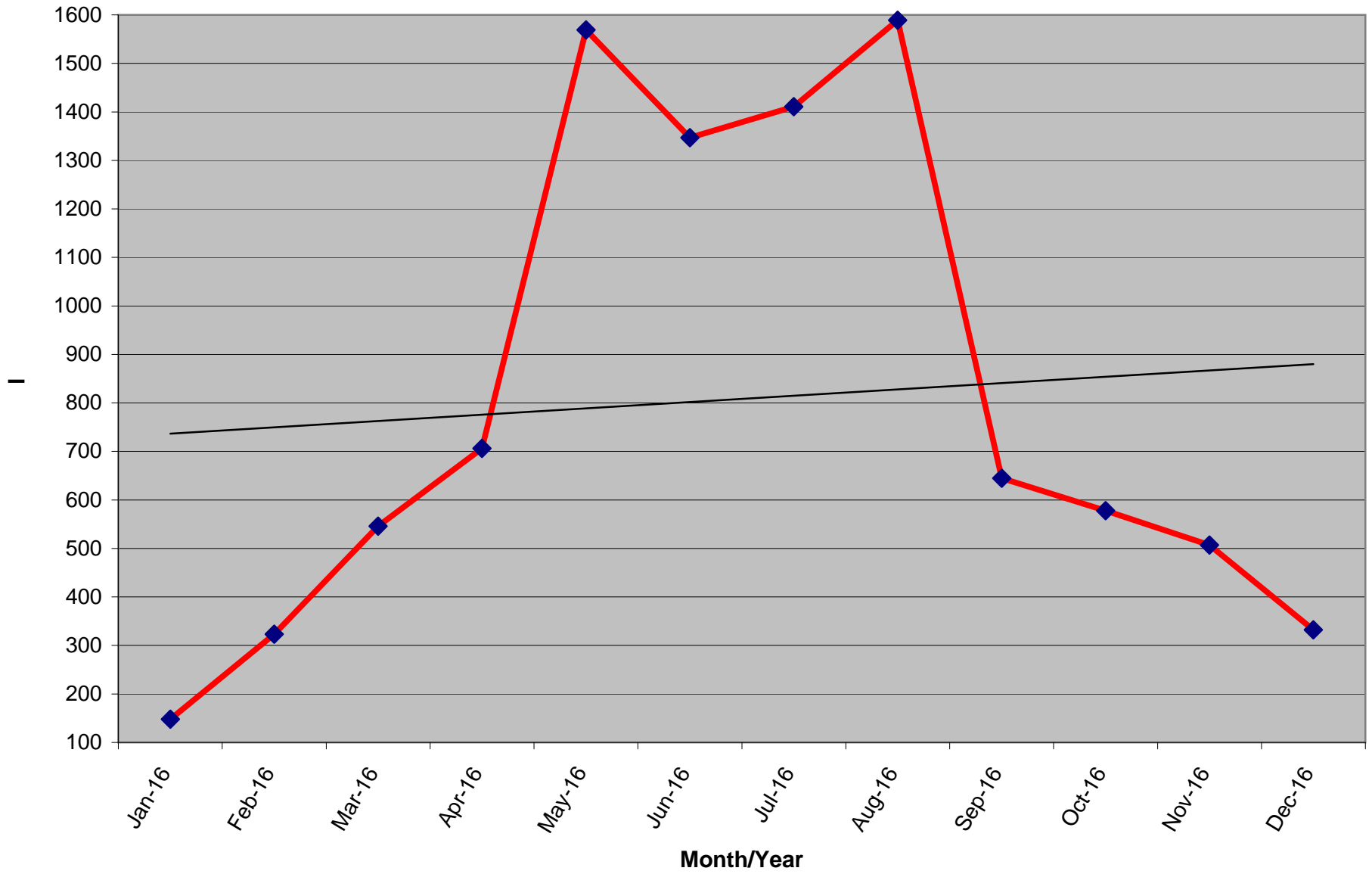
Active Donors - Past 12 Months



Lapsed - Dropped - Donors - Past 12 Months



New Donors Past 12 Months



Renew Donors - Past 12 Months

