

Libertarian National Committee - Membership Report

"Donor" Totals - Apr-16

4 Year & 12 Month Comparison

	Dec-12	Dec-13	Dec-14	Dec-15	Apr-15	May-15	Jun-15	Jul-15	Aug-15	Sep-15	Oct-15	Nov-15	Dec-15	Jan-16	Feb-16	Mar-16	Apr-16
Active w-MEM	13749	13670	12053	11184	11837	11663	11640	11649	11708	11715	11399	11198	11184	11183	11413	11824	12509
Active w/out MEM	1194	967	747	509	651	560	546	536	527	522	517	513	509	497	514	507	519
Total Active Donors	14943	14637	12800	11693	12488	12223	12186	12185	12235	12237	11916	11711	11693	11680	11927	12331	13028
Percent Change	4.30%	-2.05%	-12.55%	-0.15%	-0.07%	-2.12%	-0.30%	-0.01%	0.41%	0.02%	-2.62%	-1.72%	-0.15%	-0.11%	2.11%	3.39%	5.65%
Lapsed/Drop MEM	1381	1245	1733	909	671	718	484	595	555	568	1044	679	909	663	612	837	718
Lapse w/out MEM	76	82	203	30	25	101	33	27	30	28	46	29	30	44	40	41	20
Lapsed/Drop Total	1457	1327	1936	939	696	819	517	622	585	596	1090	708	939	707	652	878	738
Percent Change	0.28%	-8.92%	45.89%	32.63%	-32.10%	17.67%	-36.87%	20.31%	-5.95%	1.88%	82.89%	-35.05%	32.63%	-24.71%	-7.78%	34.66%	-15.95%
New Donors w-MEM	240	267	110	103	104	70	110	107	137	103	87	104	103	145	308	524	675
New w/out MEM	38	168	6	6	2	4	3	5	10	12	10	10	6	3	15	22	31
New Total	278	435	116	109	106	74	113	112	147	115	97	114	109	148	323	546	706
Percent Change	-1.42%	56.47%	-73.33%	-4.39%	-27.40%	-30.19%	52.70%	-0.88%	31.25%	-21.77%	-15.65%	17.53%	-4.39%	35.78%	118.24%	69.04%	29.30%
Renewed w-MEM	708	966	729	792	559	474	351	497	477	472	641	374	792	517	534	724	728
Renewed w/out MEM	57	55	14	20	22	6	16	12	11	11	31	15	20	29	42	12	1
Total Renewals	765	1021	743	812	581	480	367	509	488	483	672	389	812	546	576	736	729
Percent Change	-20.40%	33.46%	-27.23%	108.74%	-18.85%	-17.38%	-23.54%	38.69%	-4.13%	-1.02%	39.13%	-42.11%	108.74%	-32.76%	5.49%	27.78%	-0.95%
Total "MEM"	126900	130507	133400	135197	134278	134338	134470	134618	134779	134870	134974	135104	135197	135417	135980	136797	137539
Percent Change	4.14%	2.84%	2.22%	0.07%	0.10%	0.04%	0.10%	0.11%	0.12%	0.07%	0.08%	0.10%	0.07%	0.16%	0.42%	0.60%	0.54%
Total "LIFETIME"	2208	2295	2446	2458	2455	2455	2455	2455	2456	2456	2456	2457	2458	2459	2461	2461	2473
Total "BSM"	13824	13869	12526	11045	12040	11722	11723	11625	11612	11593	11247	11173	11045	11112	11400	11768	12461

Last Year vs. This Year

	Apr-15	Apr-16	Change	12 Mo Ave		
Active w-MEM	11837	12509	5.68%	11590	<u>Active Donors w-MEM =</u>	12509
Active w/out MEM	651	519	-20.28%	522	<u>Lapsed & Zero Dues MEM =</u>	125030
Total Active Donors	12488	13028	4.32%	12113	<u>Total "MEM" w-Signed Certificate =</u>	137539
Lapsed/Dropped	696	738	6.03%	738	<u>Member Signed Certificate =</u>	"MEM"
New Donors	106	706	566.04%	217	<u>Total "BSM" =</u>	12461
Renewals	581	729	25.47%	566	<u>Bylaws Defined Sustaining Member =</u>	"BSM"

Apr-16 MEMBERSHIP BY STATE --- ACTIVE AND NON ACTIVE

STATE	TOTAL "MEM"	ACTIVE "MEM"	ACTIVE "SUB"	TOTAL "ACTIVE"	TOTAL "BSM"
AK	674	55	0	55	55
AL	1785	181	2	183	179
AR	912	79	1	80	78
AZ	3236	299	12	311	297
CA	19497	1546	73	1619	1544
CO	3773	387	13	400	382
CT	1500	140	8	148	138
DC	397	27	3	30	31
DE	390	33	2	35	30
FL	8154	750	34	784	754
GA	5993	370	11	381	368
HI	543	58	3	61	59
IA	1048	119	5	124	119
ID	771	56	1	57	56
IL	4571	443	24	467	443
IN	3306	413	12	425	414
KS	1264	137	3	140	137
KY	1219	124	3	127	121
LA	1128	141	4	145	141
MA	2869	209	9	218	207
MD	2503	240	13	253	244
ME	811	54	2	56	56
MI	5255	401	13	414	404
MN	2091	190	10	200	191
MO	2405	237	10	247	228
MS	741	87	1	88	86

STATE	TOTAL "MEM"	ACTIVE "MEM"	ACTIVE "SUB"	TOTAL "ACTIVE"	TOTAL "BSM"
MT	517	50	2	52	50
NC	3428	312	12	324	305
ND	239	40	1	41	41
NE	681	78	2	80	75
NH	1381	137	7	144	135
NJ	3113	260	15	275	262
NM	1141	105	9	114	102
NV	1933	169	7	176	166
NY	5121	575	30	605	568
OH	5317	543	15	558	546
OK	1079	114	6	120	110
OR	2234	149	10	159	150
PA	6019	495	20	515	495
RI	324	36	0	36	36
SC	1785	166	6	172	166
SD	265	33	0	33	34
TN	2439	217	5	222	213
TX	9233	892	38	930	891
UT	1187	105	5	110	103
VA	4848	518	20	538	520
VT	403	31	3	34	29
WA	4412	362	15	377	361
WI	2001	206	7	213	202
WV	616	41	2	43	43
WY	320	35	0	35	35
XX	667	64	10	74	61

SUSTAINING MEMBERSHIP STATE RANKINGS - "BSM"

State	Total BSM	Rank	State	Total BSM	Rank
CA	1544	1	LA	141	27
TX	891	2	CT	138	28
FL	754	3	KS	137	29
NY	568	4	NH	135	30
OH	546	5	KY	121	31
VA	520	6	IA	119	32
PA	495	7	OK	110	33
IL	443	8	UT	103	34
IN	414	9	NM	102	35
M	404	10	MS	86	36
CO	382	11	AR	78	37
GA	368	12	NE	75	38
WA	361	13	H	59	39
NC	305	14	ID	56	40
AZ	297	15	ME	56	41
NJ	262	16	AK	55	42
MD	244	17	MT	50	43
MO	228	18	WV	43	44
TN	213	19	ND	41	45
MA	207	20	RI	36	46
VI	202	21	WY	35	47
MN	191	22	SD	34	48
AL	179	23	DC	31	49
NV	166	24	DE	30	50
SC	166	25	VT	29	51
OR	150	26	XX	61	52

	TOTAL "MEM"	ACTIVE "MEM"	ACTIVE "SUB"	TOTAL "ACTIVE"	TOTAL "BSM"
TOTALS	137539	12509	519	13028	12461

DEFINITIONS: MEM = Member Signed Certificate

Total MEM = Total # Constituents Per State w-Member Signed Certificate

ACTIVE MEM = Current Dues Paying or Lifetime Donor w-Signed Certificate

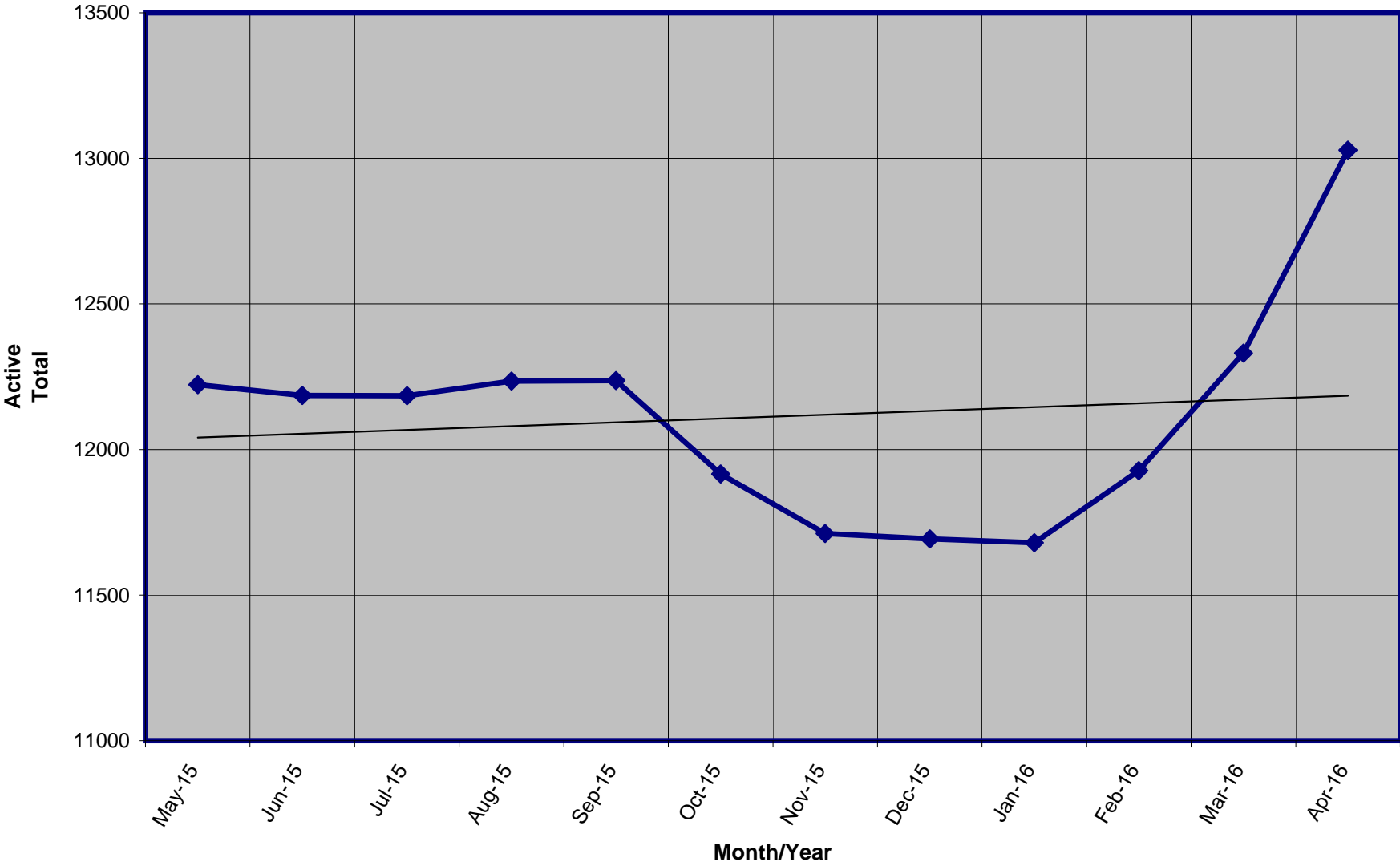
ACTIVE SUB (ACTIVE NON MEM) = Current Dues Paying or Lifetime Donors Who Have NOT Signed the Certificate (Formerly Called "Subscriber")

TOTAL ACTIVE = Current Dues Paying or Lifetime Donor

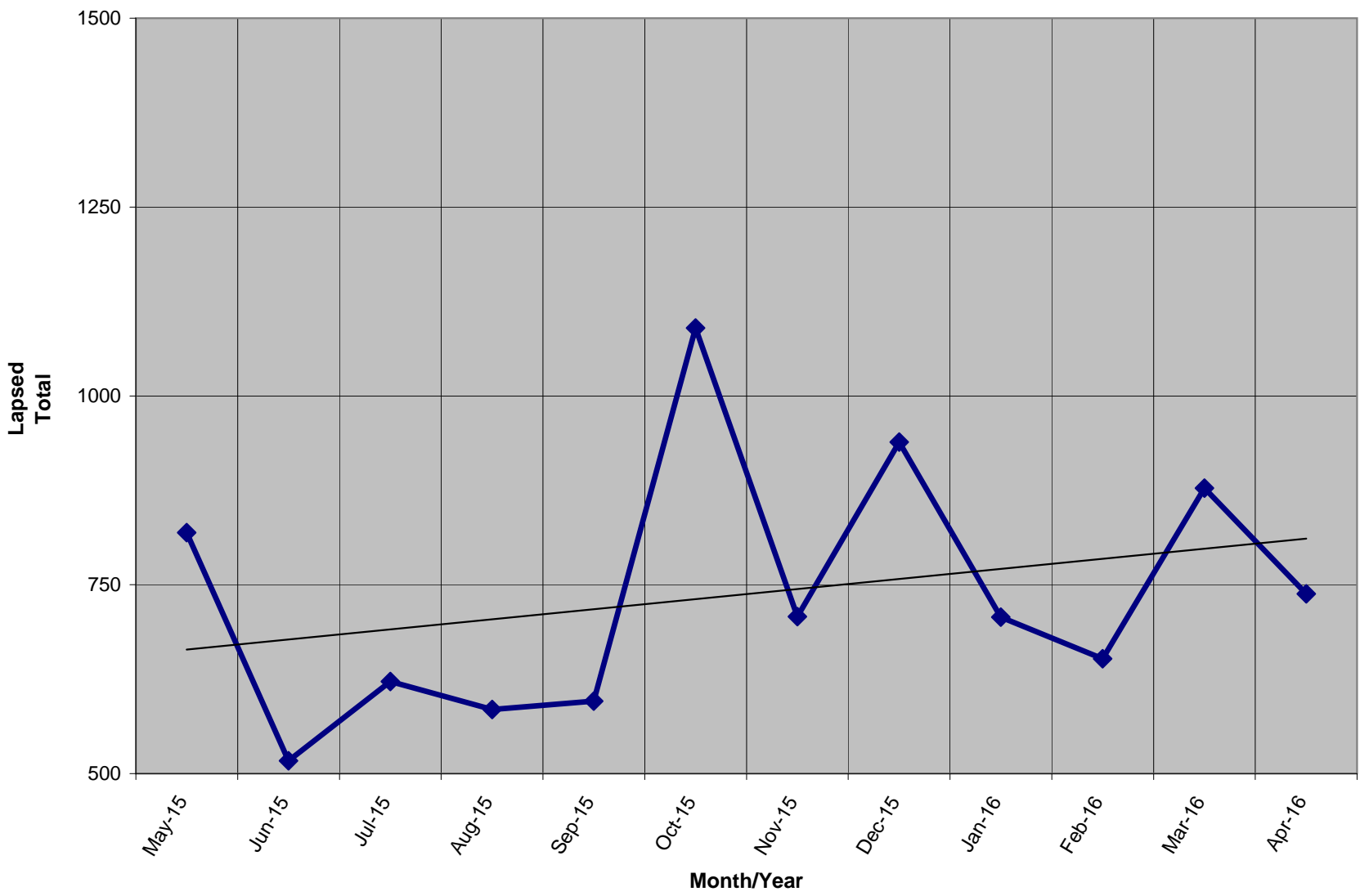
BSM = By Law Definition of "Sustaining Member" and number used for delegate count

(Art 5-3: "Sustaining member" is any Party member who has given at least \$25 to the Party in the prior twelve months, or who is a life member.)

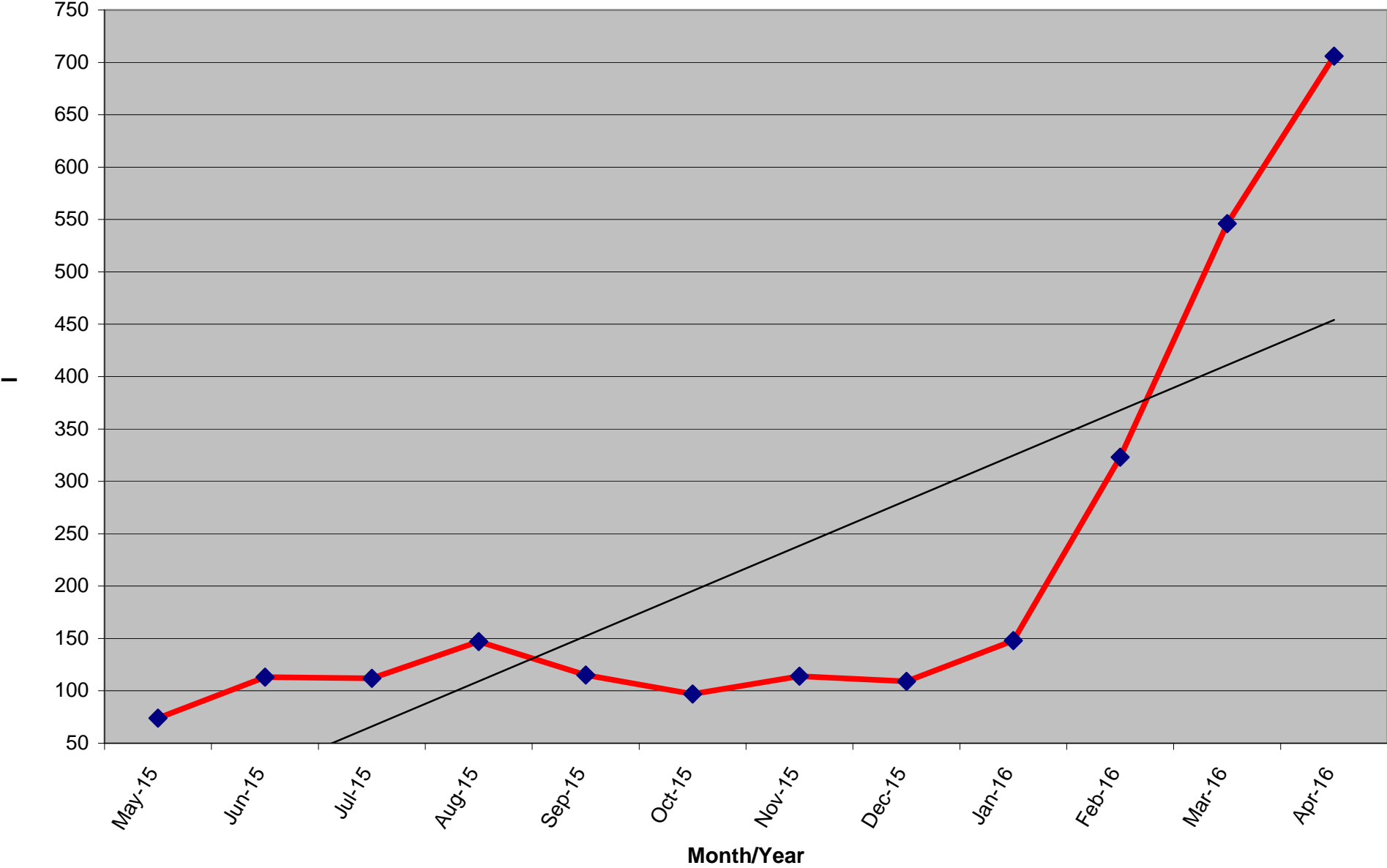
Active Donors - Past 12 Months



Lapsed - Dropped - Donors - Past 12 Months



New Donors Past 12 Months



Renew Donors - Past 12 Months

