

Libertarian National Committee

"Donor" Totals - Nov-07

18 Month Comparison

	Jun-06	Jul-06	Aug-06	Sep-06	Oct-06	Nov-06	Dec-06	Jan-07	Feb-07	Mar-07	Apr-07	May-07	Jun-07	Jul-07	Aug-07	Sep-07	Oct-07	Nov-07
Active w-MEM	12541	12047	11504	11145	11350	11196	11014	11344	11921	12144	12333	12692	13133	13359	13551	13492	13149	13309
Active w/out MEM	1175	1034	900	862	880	824	778	803	891	965	852	791	792	817	822	794	769	771
Total	13716	13081	12404	12007	12230	12020	11792	12147	12812	13109	13185	13483	13925	14176	14373	14286	13918	14080
Percent Change	-5.34%	-4.63%	-5.18%	-3.20%	1.86%	-1.72%	-1.90%	3.01%	5.47%	2.32%	0.58%	2.26%	3.28%	1.80%	1.39%	-0.61%	-2.58%	1.16%

Lapsed MEM	1223	1117	1197	971	1189	1127	928	336	396	783	659	671	613	547	587	743	1367	812
Lapes w/out MEM	535	178	190	57	92	60	56	22	22	35	114	70	49	49	52	35	60	24
Lapsed Total	1758	1295	1387	1028	1281	1187	984	358	418	818	773	741	662	596	639	778	1427	836
Percent Change	36.60%	-26.34%	7.10%	-25.88%	24.61%	-7.34%	-17.10%	-63.62%	16.76%	95.69%	-5.50%	-4.14%	-10.66%	-9.97%	7.21%	21.75%	83.42%	-41.42%

New Donors w-MEM	124	109	114	251	525	203	132	240	196	196	170	181	299	195	244	230	285	165
New w/out MEM	0	0	0	0	2	1	0	0	2	0	0	0	4	0	0	0	0	1
New Total	124	109	114	251	527	204	132	240	198	196	170	181	303	195	244	230	285	166
Percent Change	-6.06%	-12.10%	4.59%	120.18%	109.96%	-61.29%	-35.29%	81.82%	-17.50%	-1.01%	-13.27%	6.47%	67.40%	-35.64%	25.13%	-5.74%	23.91%	-41.75%

Renewed w-MEM	472	514	540	361	869	770	614	426	777	810	678	849	755	578	535	454	739	807
Renewed w/out MEM	388	37	56	19	112	3	10	47	108	109	1	9	46	74	57	7	35	25
Total Renewals	860	551	596	380	981	773	624	473	885	919	679	858	801	652	592	461	774	832
Percent Change	38.26%	-35.93%	8.17%	-36.24%	158.16%	-21.20%	-19.28%	-24.20%	87.10%	3.84%	-26.12%	54.20%	-6.64%	-18.60%	-9.20%	-22.13%	67.90%	7.49%

Active MEM	12541	12047	11504	11145	11350	11196	11014	11344	11921	12144	12333	12692	13133	13359	13551	13492	13149	13309
Zero Dues MEM	88936	89826	90928	91681	92187	93175	93718	93754	93537	93517	93438	93479	93163	93082	93127	93410	94021	94018
Total "MEM"	101477	101873	102432	102826	103537	104371	104732	105098	105458	105661	105771	106171	106296	106441	106678	106902	107170	107327
Percent Change	1.53%	0.39%	0.55%	0.38%	0.69%	0.81%	0.35%	0.35%	0.34%	0.19%	0.10%	0.38%	0.12%	0.14%	0.22%	0.21%	0.25%	0.15%

Total "LIFETIME" n/a n/a n/a n/a n/a n/a 1861 n/a n/a n/a n/a n/a n/a n/a n/a 1908 1918 1921

Last Year vs. This Year

	Nov-06	Nov-07		
Active w-MEM	11196	13309	<u>Active Donors w-MEM =</u>	13309
Active w/out MEM	824	771	<u>Lapsed & Zero Dues MEM =</u>	94018
Total Active	12020	14080	<u>Total "MEM" w-Signed Certificate =</u>	<u>107327</u>
Percent Change		17.14%		

Member Signed Certificate = "MEM"

Lapsed	1187	836
Percent Change		-29.57%

New Donors	204	166
Percent Change		-18.63%

Renewals	773	832
Percent Change		7.63%

Nov-07 MEMBERSHIP BY STATE --- ACTIVE AND NON ACTIVE

<u>STATE</u>	<u>TOTAL "MEM"</u>	<u>NON ACTIVE "MEM"</u>	<u>ACTIVE "MEM"</u>	<u>ACTIVE "SUB"</u>	<u>TOTAL "ACTIVE"</u>
AL	1262	1093	169	5	174
AK	601	530	71	2	73
AZ	2595	2269	326	22	348
AR	656	585	71	3	74
CA	17398	15437	1961	106	2067
CO	2897	2458	439	32	471
CT	1199	1016	183	13	196
DE	320	272	48	4	52
DC	288	257	31	3	34
FL	6179	5362	817	48	865
GA	5009	4526	483	24	507
HI	427	376	51	4	55
ID	597	537	60	1	61
IL	3577	3082	495	27	522
IN	2379	2077	302	18	320
IA	790	679	111	5	116
KS	986	820	166	6	172
KY	834	735	99	7	106
LA	757	647	110	4	114
ME	675	609	66	3	69
MD	1938	1670	268	19	287
MA	2466	2199	267	25	292
MI	4432	3959	473	21	494
MN	1629	1433	196	11	207
MS	454	408	46	8	54
MO	1801	1556	245	15	260

<u>STATE</u>	<u>TOTAL "MEM"</u>	<u>NON ACTIVE "MEM"</u>	<u>ACTIVE "MEM"</u>	<u>ACTIVE "SUB"</u>	<u>TOTAL "ACTIVE"</u>
MT	402	351	51	6	57
NE	455	393	62	4	66
NV	1426	1230	196	11	207
NH	1197	1036	161	10	171
NJ	2499	2202	297	23	320
NM	940	810	130	6	136
NY	3775	3248	527	43	570
NC	2536	2193	343	8	351
ND	128	108	20	1	21
OH	3605	3105	500	41	541
OK	763	661	102	3	105
OR	1893	1687	206	10	216
PA	4844	4291	553	27	580
RI	218	190	28	1	29
SC	1238	1086	152	11	163
SD	181	146	35	0	35
TN	1804	1557	247	3	250
TX	6469	5711	758	49	807
UT	902	803	99	6	105
VT	349	311	38	6	44
VA	3250	2750	500	22	522
WA	3632	3220	412	18	430
WV	496	441	55	0	55
WI	1472	1280	192	15	207
WY	261	223	38	1	39
OTHER	446	393	53	10	63

	<u>TOTAL "MEM"</u>	<u>NON ACTIVE "MEM"</u>	<u>ACTIVE "MEM"</u>	<u>ACTIVE "SUB"</u>	<u>TOTAL "ACTIVE"</u>
TOTALS	107327	94018	13309	771	14080

STATE RANKINGS TOWARDS DELEGATE COUNT - TOP 15

	<u>Description</u>	<u>Active Members</u>	<u>Pct</u>
1)	California	1961	14.70%
2)	Florida	817	6.10%
3)	Texas	758	5.70%
4)	Pennsylvania	553	4.20%
5)	New York	527	4.00%
6)	Virginia	500	3.80%
7)	Ohio	500	3.80%
8)	Illinois	495	3.70%
9)	Georgia	483	3.60%
10)	Michigan	473	3.60%
11)	Colorado	439	3.30%
12)	Washington	412	3.10%
13)	North Carolina	343	2.60%
14)	Arizona	326	2.40%
15)	Indiana	302	2.30%

DEFINITIONS: MEM = Member Signed Certificate

Total MEM = Total # Constituents Per State w-Member Signed Certificate

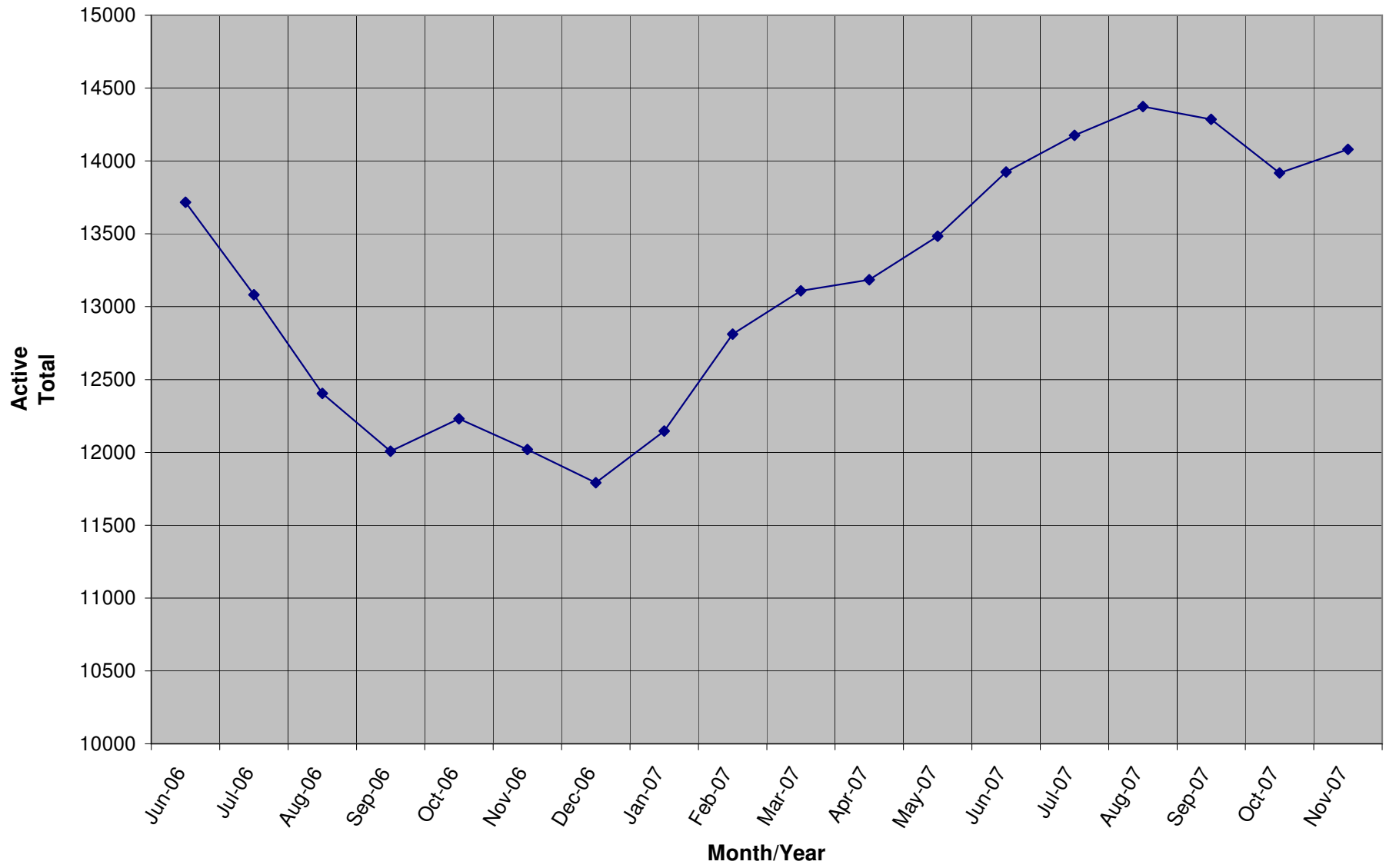
NON ACTIVE MEM = Const w-Signed Certificate who are Lapsed or Inquires ("Zero Dues Member")

ACTIVE MEM = Current Dues Paying or Lifetime Donor w-Signed Certificate (By Law Definition of "Sustaining Member" and number used for delegate count)

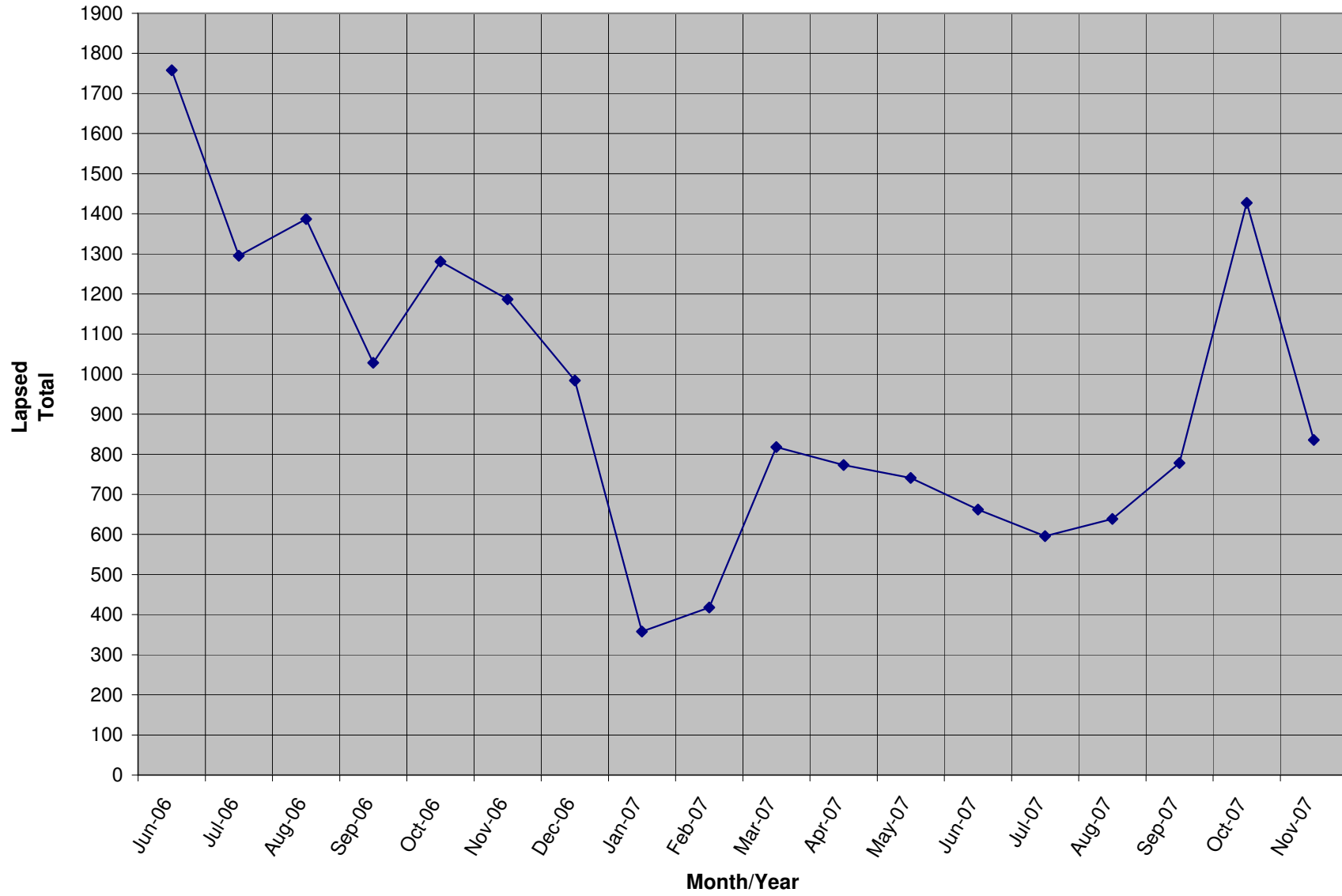
ACTIVE SUB (ACTIVE NON MEM) = Current Dues Paying or Lifetime Donors Whoe Have NOT Signed the Certificate (Formerly Called "Subscriber")

TOTAL ACTIVE = Current Dues Paying or Lifetime Donor

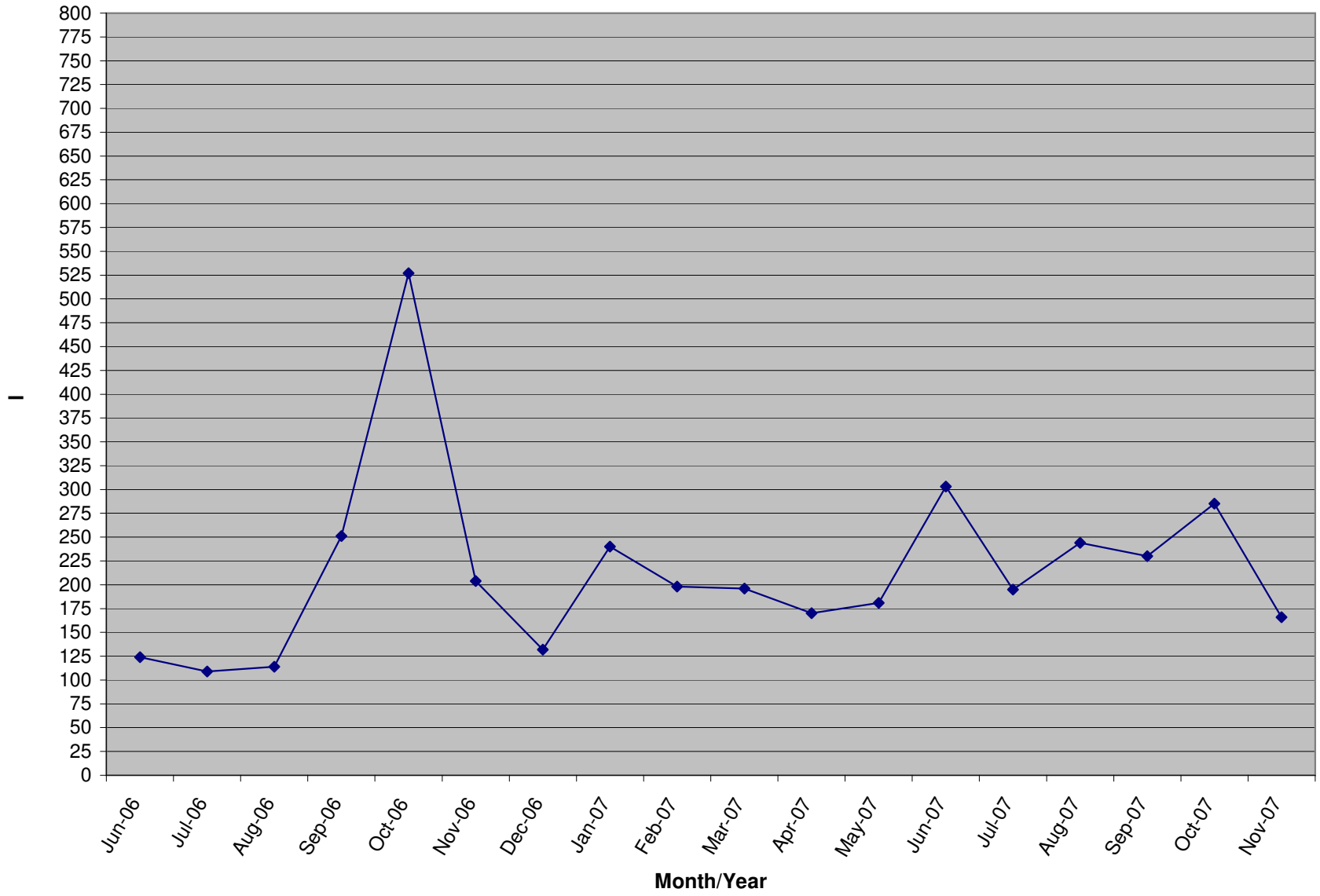
Active Donors



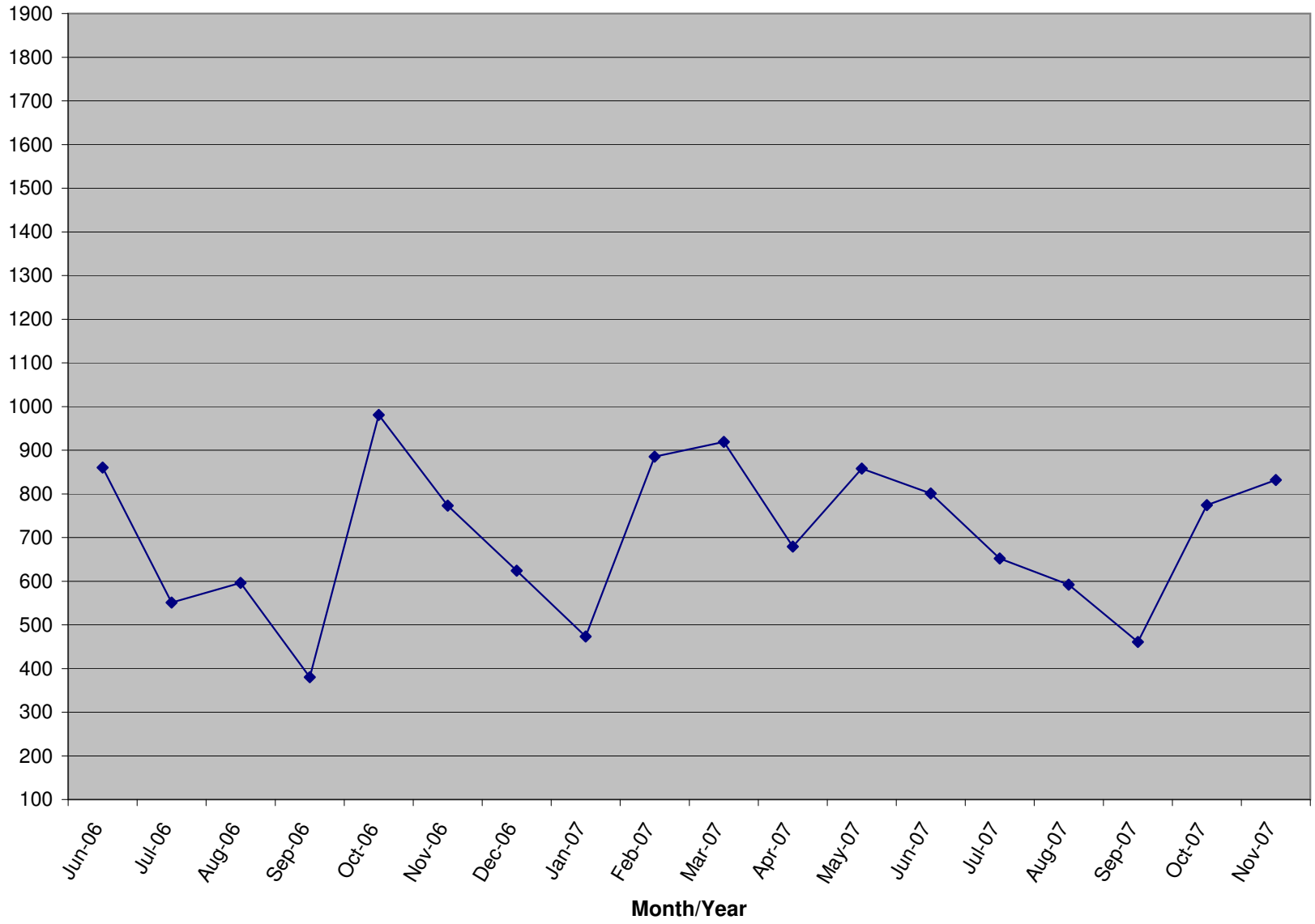
Lapsed Donors



New Donors



Renew Donors



MEM Total

