

Libertarian National Committee

"Donor" Totals - Aug-06

18 Month Comparison

	Mar-05	Apr-05	May-05	Jun-05	Jul-05	Aug-05	Sep-05	Oct-05	Nov-05	Dec-05	Jan-06	Feb-06	Mar-06	Apr-06	May-06	Jun-06	Jul-06	Aug-06
Active w-MEM	20537	20326	19755	19402	18936	18538	18082	17830	15896	15575	14795	14097	13664	13620	13168	12541	12047	11504
Active w/out MEM	2169	2233	2179	2232	2254	2255	2158	2165	2004	1838	1797	1890	1770	1403	1322	1175	1034	900
Total	22706	22559	21934	21634	21190	20793	20240	19995	17900	17413	16592	15987	15434	15023	14490	13716	13081	12404
Percent Change	2.10%	-0.65%	-2.77%	-1.37%	-2.05%	-1.87%	-2.66%	-1.21%	-10.48%	-2.72%	-4.71%	-3.65%	-3.46%	-2.66%	-3.55%	-5.34%	-4.63%	-5.18%

Lapsed MEM	1270	1354	1208	1607	1310	1338	1192	2114	2825	1696	970	801	1236	737	1132	1223	1117	1197
Lapses w/out MEM	129	159	137	272	165	175	105	151	207	125	97	206	239	439	155	535	178	190
Lapsed Total	1399	1513	1345	1879	1475	1513	1297	2265	3032	1821	1067	1007	1475	1176	1287	1758	1295	1387
Percent Change	115.56%	8.15%	-11.10%	39.70%	-21.50%	2.58%	-14.28%	74.63%	33.86%	-39.94%	-41.41%	-5.62%	46.47%	-20.27%	9.44%	36.60%	-26.34%	7.10%

New Donors w-MEM	174	167	242	319	201	187	169	167	135	175	111	231	132	102	132	124	109	114
New w/out MEM	163	22	60	152	98	88	8	26	5	3	3	4	0	0	0	0	0	0
New Total	337	189	302	471	299	275	177	193	140	178	114	235	132	102	132	124	109	114
Percent Change	28.14%	-43.92%	59.79%	55.96%	-36.52%	-8.03%	-35.64%	9.04%	-27.46%	27.14%	-35.96%	106.14%	-43.83%	-22.73%	29.41%	-6.06%	-12.10%	4.59%

Renewed w-MEM	1386	976	395	935	643	753	567	1695	756	956	79	128	671	591	548	472	514	540
Renewed w/out MEM	142	201	23	173	89	88	0	132	41	63	53	295	119	72	74	388	37	56
Total Renewals	1528	1177	418	1108	732	841	567	1827	797	1019	132	423	790	663	622	860	551	596
Percent Change	233.62%	-22.97%	-64.49%	165.07%	-33.94%	14.89%	-32.58%	222.22%	-56.38%	27.85%	-87.05%	220.45%	86.76%	-16.08%	-6.18%	38.26%	-35.93%	8.17%

Active MEM	20537	20326	19755	19402	18936	18538	18082	17830	15896	15575	14795	14097	13664	13620	13168	12541	12047	11504
Zero Dues MEM	n/a	n/a	n/a	n/a	n/a	n/a	n/a	n/a	n/a	83083	83516	84327	85648	85820	86780	88936	89826	90928
Total "MEM"	n/a	n/a	n/a	n/a	n/a	n/a	n/a	n/a	n/a	98658	98311	98424	99312	99440	99948	101477	101873	102432
Percent Change	n/a	n/a	n/a	n/a	n/a	n/a	n/a	n/a	n/a	n/a	-0.35%	0.11%	0.90%	0.13%	0.51%	1.53%	0.39%	0.55%

Last Year vs. This Year

	Aug-05	Aug-06		Active Donors w-MEM =	11504
Active w-MEM	18538	11504			
Active w/out MEM	2255	900		Lapsed & Zero Dues MEM =	90928
Total Active	20793	12404			
Percent Change		-40.35%		Total "MEM" w-Signed Certificate =	102432
Lapsed	1513	1387		Member Signed Certificate =	"MEM"
Percent Change		-8.33%			
New Donors	275	114			
Percent Change		-58.55%			
Renewals	841	596			
Percent Change		-29.13%			

August-06 MEMBERSHIP BY STATE --- ACTIVE AND NON ACTIVE

<u>STATE</u>	<u>TOTAL "MEM"</u>	<u>NON ACTIVE "MEM"</u>	<u>ACTIVE "MEM"</u>	<u>ACTIVE "SUB"</u>	<u>TOTAL "ACTIVE"</u>	<u>STATE</u>	<u>TOTAL "MEM"</u>	<u>NON ACTIVE "MEM"</u>	<u>ACTIVE "MEM"</u>	<u>ACTIVE "SUB"</u>	<u>TOTAL "ACTIVE"</u>
AL	1200	1040	160	5	165	MT	380	343	37	4	41
AK	588	524	64	4	68	NE	422	370	52	3	55
AZ	2403	2138	265	20	285	NV	1349	1201	148	12	160
AR	620	573	47	4	51	NH	1135	991	144	13	157
CA	17133	15357	1776	106	1882	NJ	2417	2153	264	26	290
CO	2721	2392	329	35	364	NM	905	803	102	5	107
CT	1134	997	137	14	151	NY	3566	3139	427	46	473
DE	303	262	41	5	46	NC	2339	2082	257	12	269
DC	289	259	30	5	35	ND	119	109	10	0	10
FL	5833	5143	690	57	747	OH	3409	2965	444	33	477
GA	4796	4343	453	35	488	OK	702	628	74	5	79
HI	401	353	48	7	55	OR	1833	1656	177	15	192
ID	572	525	47	2	49	PA	4666	4134	532	40	572
IL	3399	2968	431	30	461	RI	206	185	21	0	21
IN	2291	2014	277	21	298	SC	1134	1018	116	7	123
IA	740	638	102	5	107	SD	175	147	28	0	28
KS	918	807	111	9	120	TN	1653	1446	207	6	213
KY	781	699	82	6	88	TX	6068	5351	717	59	776
LA	696	608	88	7	95	UT	869	797	72	7	79
ME	649	590	59	5	64	VT	344	310	34	8	42
MD	1829	1594	235	26	261	VA	3075	2678	397	33	430
MA	2412	2182	230	31	261	WA	3527	3129	398	19	417
MI	4313	3849	464	29	493	WV	484	429	55	1	56
MN	1492	1314	178	14	192	WI	1395	1239	156	14	170
MS	423	387	36	6	42	WY	250	222	28	1	29
MO	1680	1499	181	19	200	OTHER	394	348	46	24	70

	<u>TOTAL "MEM"</u>	<u>NON ACTIVE "MEM"</u>	<u>ACTIVE "MEM"</u>	<u>ACTIVE "SUB"</u>	<u>TOTAL "ACTIVE"</u>
TOTALS	102432	90928	11504	900	12404

DEFINITIONS: MEM = Member Signed Certificate

Total MEM = Total # Constituents Per State w-Member Signed Certificate

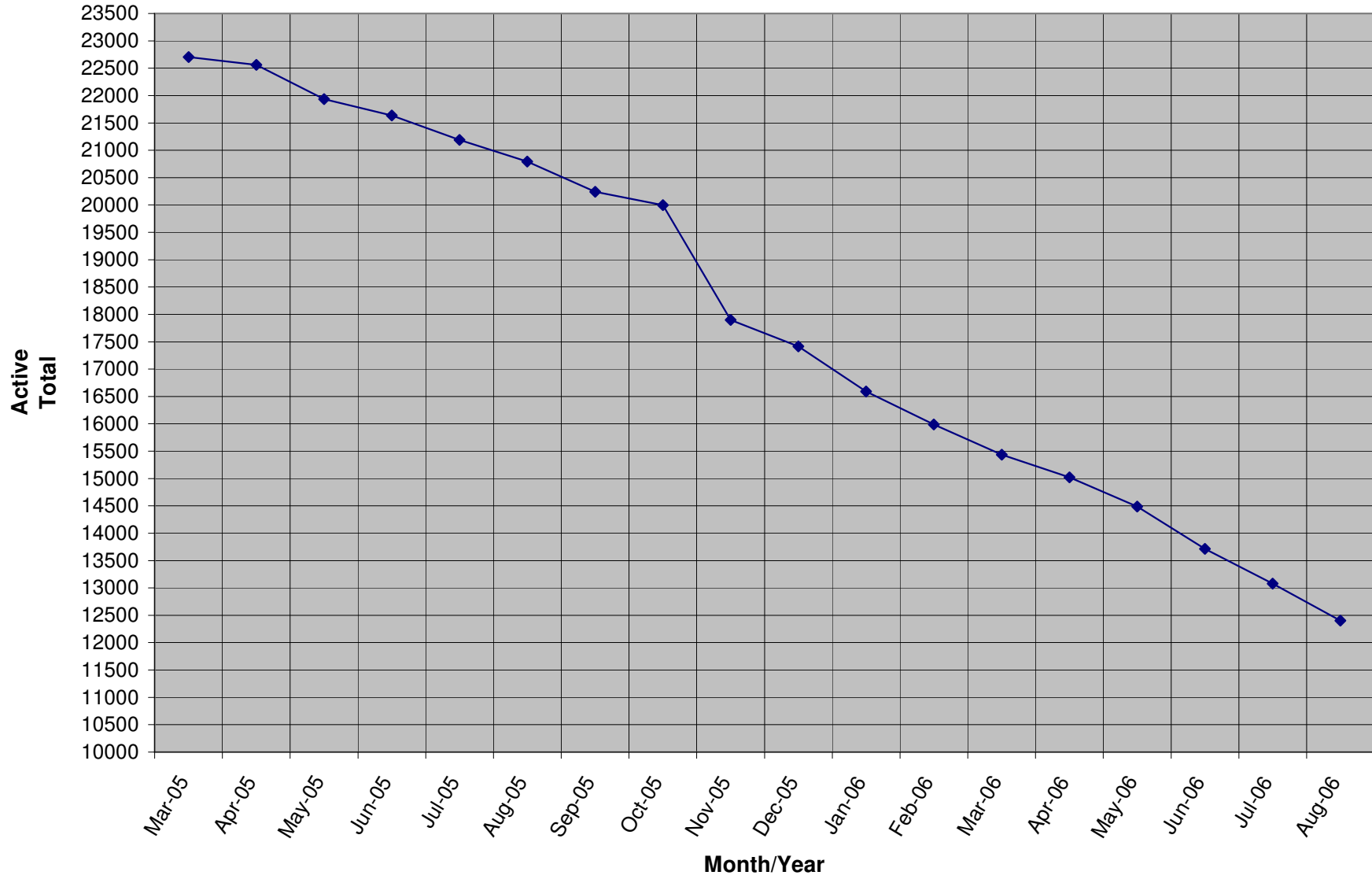
NON ACTIVE MEM = Const w-Signed Certificate who are Lapsed or Inquires ("Zero Dues Member")

ACTIVE MEM = Current Dues Paying or Lifetime Donor w-Signed Certificate (Formerly Called "Member" and number used for delegate count)

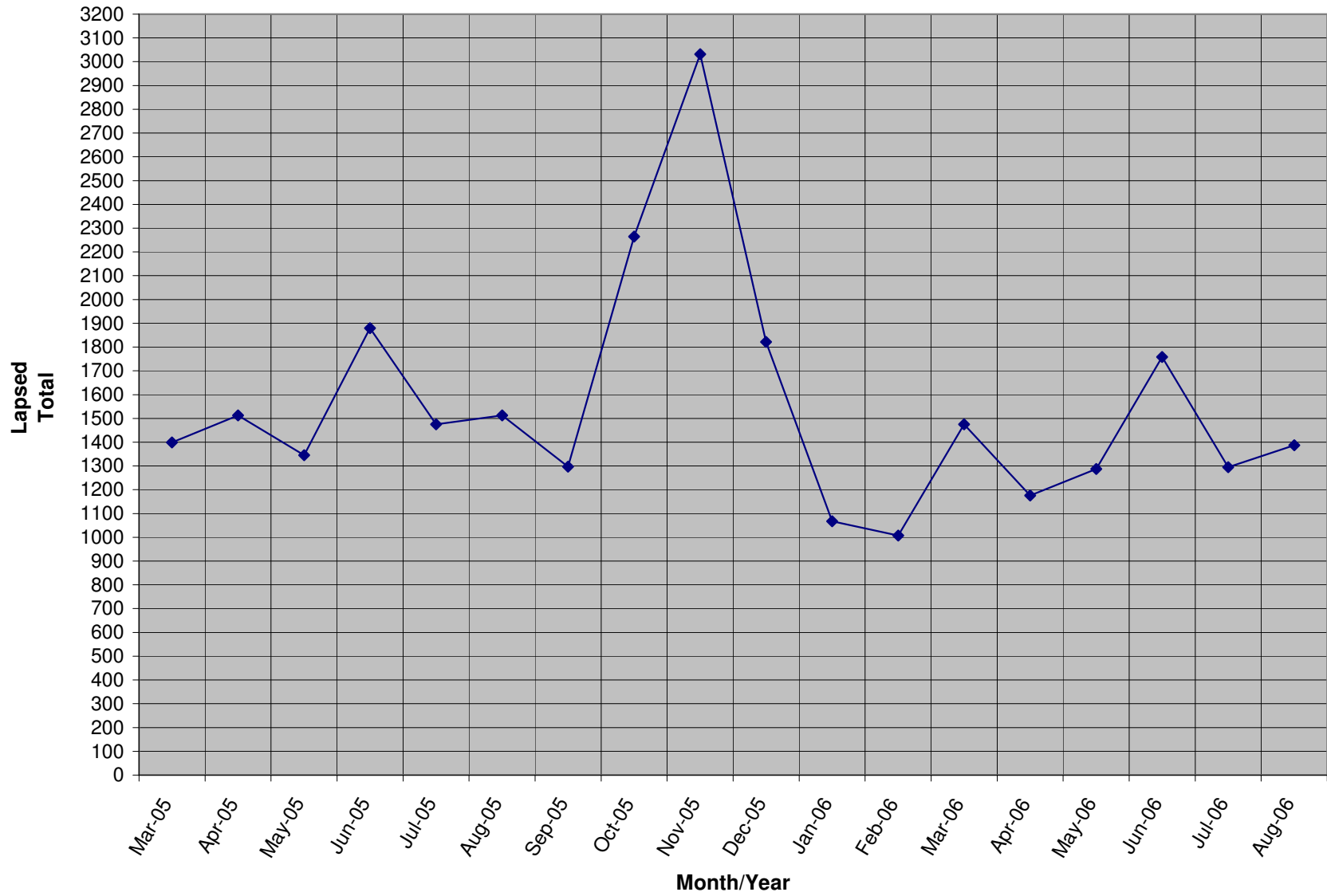
ACTIVE SUB (ACTIVE NON MEM) = Current Dues Paying or Lifetime Donors Whoe Have NOT Signed the Certificate (Formerly Called "Subscriber")

TOTAL ACTIVE = Current Dues Paying or Lifetime Donor

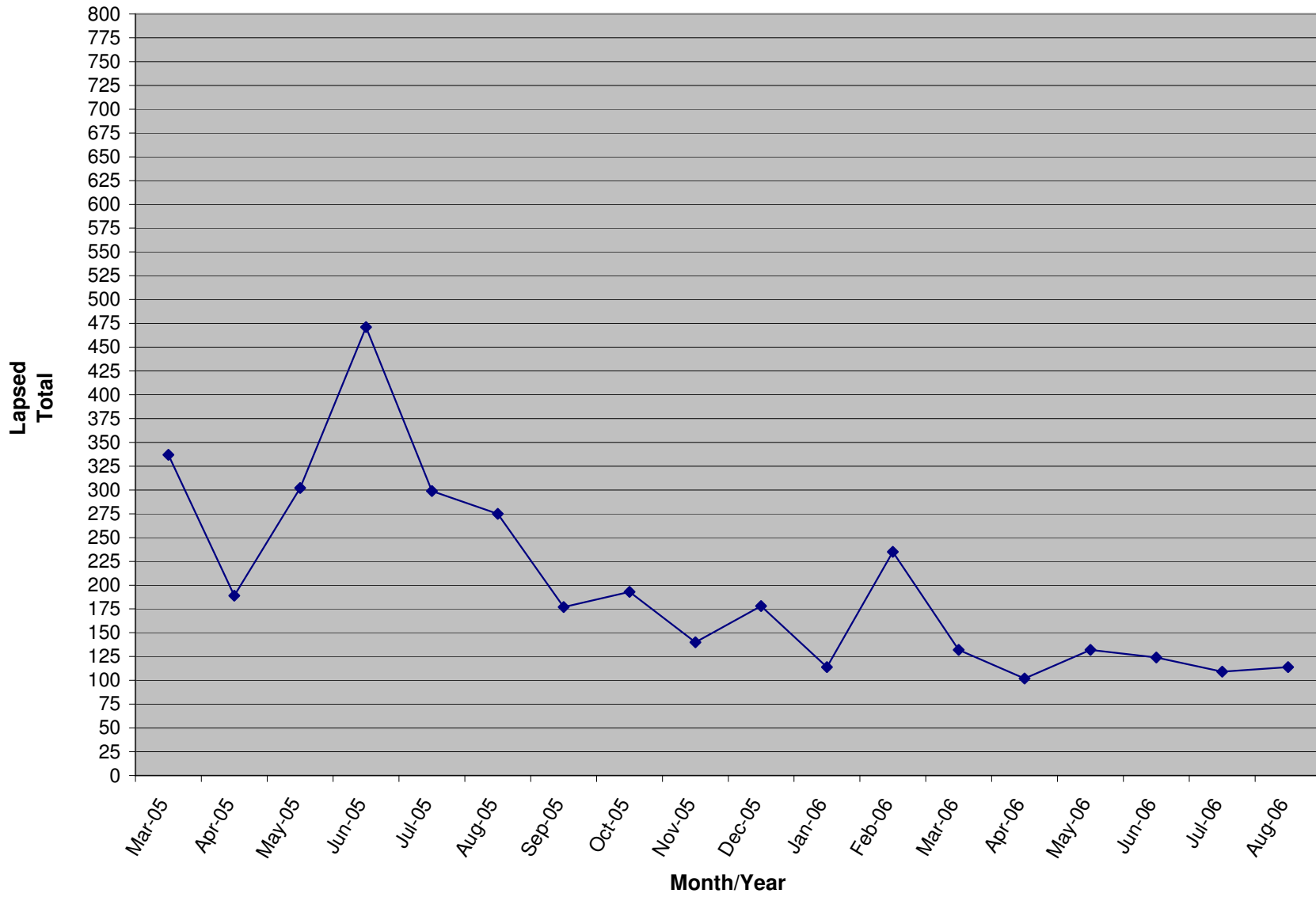
Active Donors



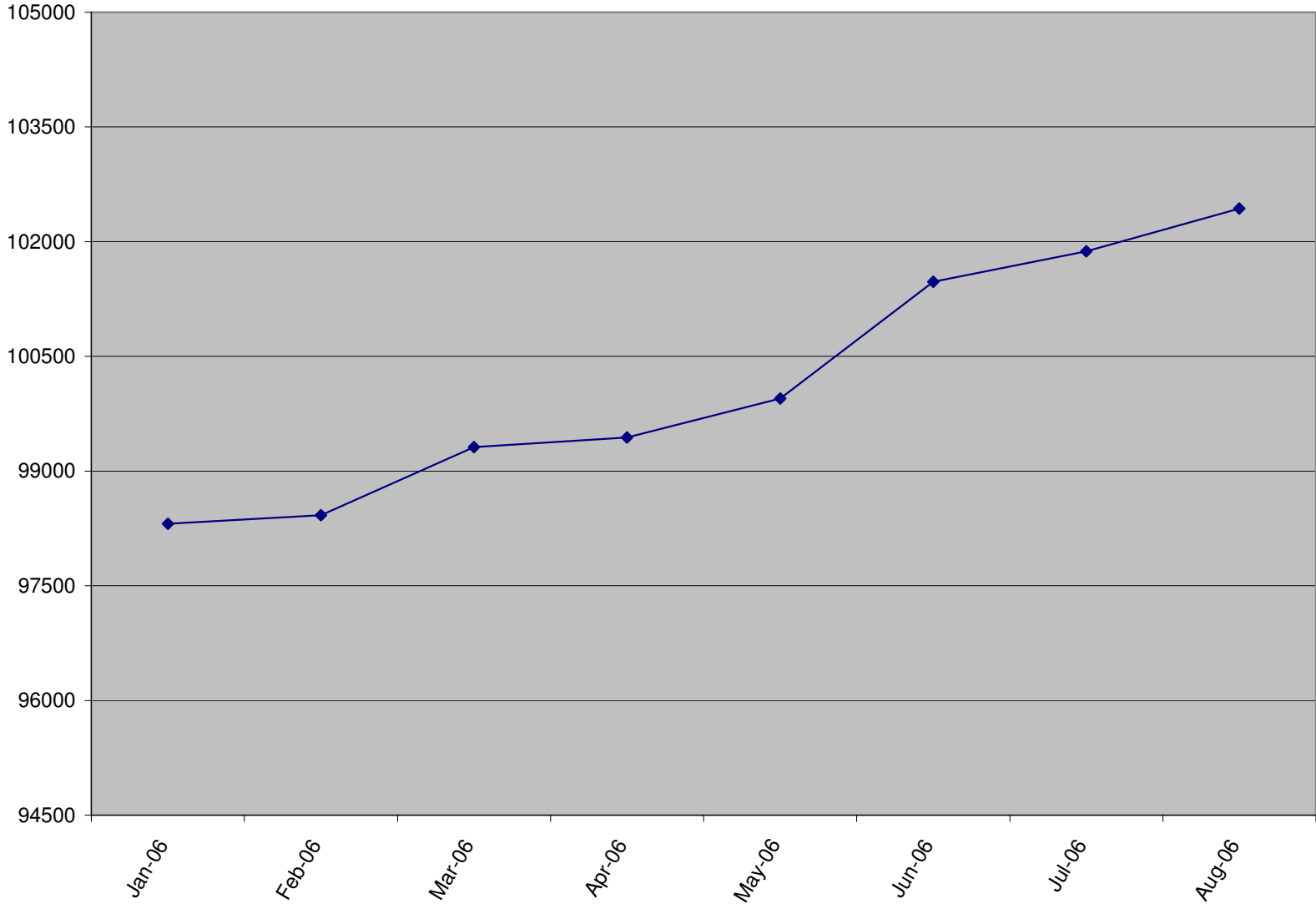
Lapsed Donors



New Donors



MEM Total



Month/Year