

# Libertarian National Committee - Membership Report

"Donor" Totals - Oct-17

## 4 Year & 12 Month Comparison

	Dec-13	Dec-14	Dec-15	Dec-16	Oct-16	Nov-16	Dec-16	Jan-17	Feb-17	Mar-17	Apr-17	May-17	Jun-17	Jul-17	Aug-17	Sep-17	Oct-17
Active w-MEM	13670	12053	11184	18592	18327	18564	18592	18908	18715	18334	17843	16652	16065	15110	14321	14411	14319
Active w/out MEM	967	747	509	1814	1843	1822	1814	1806	1838	1862	1829	1655	1424	1185	710	581	550
<b>Total Active Donors</b>	<b>14637</b>	<b>12800</b>	<b>11693</b>	<b>20406</b>	<b>20170</b>	<b>20386</b>	<b>20406</b>	<b>20714</b>	<b>20553</b>	<b>20196</b>	<b>19672</b>	<b>18307</b>	<b>17489</b>	<b>16295</b>	<b>15031</b>	<b>14992</b>	<b>14869</b>
<b>Percent Change</b>	<b>-2.05%</b>	<b>-12.55%</b>	<b>-8.65%</b>	<b>74.51%</b>	<b>1.98%</b>	<b>1.07%</b>	<b>0.10%</b>	<b>1.51%</b>	<b>-0.78%</b>	<b>-1.74%</b>	<b>-2.59%</b>	<b>-6.94%</b>	<b>-4.47%</b>	<b>-6.83%</b>	<b>-7.76%</b>	<b>-0.26%</b>	<b>-0.82%</b>
Lapsed/Drop MEM	1245	1733	909	1016	753	589	1016	672	831	1533	1314	1995	1844	1626	1659	886	1122
Lapse w/out MEM	82	203	30	27	37	29	27	25	34	32	50	206	270	254	499	166	64
<b>Lapsed/Drop Total</b>	<b>1327</b>	<b>1936</b>	<b>939</b>	<b>1043</b>	<b>790</b>	<b>618</b>	<b>1043</b>	<b>697</b>	<b>865</b>	<b>1565</b>	<b>1364</b>	<b>2201</b>	<b>2114</b>	<b>1880</b>	<b>2158</b>	<b>1052</b>	<b>1186</b>
<b>Percent Change</b>					<b>25.80%</b>	<b>-21.77%</b>	<b>68.77%</b>	<b>-33.17%</b>	<b>24.10%</b>	<b>80.92%</b>	<b>-12.84%</b>	<b>61.36%</b>	<b>-3.95%</b>	<b>-11.07%</b>	<b>14.79%</b>	<b>-51.25%</b>	<b>12.74%</b>
New Donors w-MEM	267	110	103	321	526	485	321	481	299	386	262	307	428	354	289	297	313
New w/out MEM	168	6	6	11	52	22	11	14	13	47	14	27	21	7	10	14	13
<b>New Total</b>	<b>435</b>	<b>116</b>	<b>109</b>	<b>332</b>	<b>578</b>	<b>507</b>	<b>332</b>	<b>495</b>	<b>312</b>	<b>433</b>	<b>276</b>	<b>334</b>	<b>449</b>	<b>361</b>	<b>299</b>	<b>311</b>	<b>326</b>
<b>Percent Change</b>					<b>-10.39%</b>	<b>-12.28%</b>	<b>-34.52%</b>	<b>49.10%</b>	<b>-36.97%</b>	<b>38.78%</b>	<b>-36.26%</b>	<b>21.01%</b>	<b>34.43%</b>	<b>-19.60%</b>	<b>-17.17%</b>	<b>4.01%</b>	<b>4.82%</b>
Renewed w-MEM	966	729	792	723	666	341	723	507	339	766	561	497	829	317	581	679	717
Renewed w/out MEM	55	14	20	8	-62	-14	8	3	53	9	3	5	18	8	14	23	20*
<b>Total Renewals</b>	<b>1021</b>	<b>743</b>	<b>812</b>	<b>731</b>	<b>604</b>	<b>327</b>	<b>731</b>	<b>510</b>	<b>392</b>	<b>775</b>	<b>564</b>	<b>502</b>	<b>847</b>	<b>325</b>	<b>595</b>	<b>702</b>	<b>737</b>
<b>Percent Change</b>					<b>32.17%</b>	<b>-45.86%</b>	<b>123.55%</b>	<b>-30.23%</b>	<b>-23.14%</b>	<b>97.70%</b>	<b>-27.23%</b>	<b>-10.99%</b>	<b>68.73%</b>	<b>-61.63%</b>	<b>83.08%</b>	<b>17.98%</b>	<b>4.99%</b>
<b>Total "MEM"</b>	<b>130507</b>	<b>133400</b>	<b>135197</b>	<b>145814</b>	<b>144707</b>	<b>145455</b>	<b>145814</b>	<b>146350</b>	<b>146869</b>	<b>147222</b>	<b>136069</b>	<b>136362</b>	<b>136819</b>	<b>137174</b>	<b>137451</b>	<b>137779</b>	<b>138083</b>
<b>Percent Change</b>	<b>2.84%</b>	<b>2.22%</b>	<b>1.35%</b>	<b>7.85%</b>	<b>0.54%</b>	<b>0.52%</b>	<b>0.25%</b>	<b>0.37%</b>	<b>0.35%</b>	<b>0.24%</b>	<b>-7.58%</b>	<b>0.22%</b>	<b>0.34%</b>	<b>0.26%</b>	<b>0.20%</b>	<b>0.24%</b>	<b>0.22%</b>
<b>Total "LIFETIME"</b>	<b>2295</b>	<b>2446</b>	<b>2458</b>	<b>2571</b>	<b>2567</b>	<b>2566</b>	<b>2571</b>	<b>2574</b>	<b>2577</b>	<b>2580</b>	<b>2588</b>	<b>2596</b>	<b>2596</b>	<b>2603</b>	<b>2605</b>	<b>2610</b>	<b>2614</b>
<b>Total "BSM"</b>	<b>13869</b>	<b>12526</b>	<b>11045</b>	<b>19003</b>	<b>18486</b>	<b>18805</b>	<b>19003</b>	<b>19293</b>	<b>19152</b>	<b>18864</b>	<b>18399</b>	<b>17301</b>	<b>16622</b>	<b>15706</b>	<b>14700</b>	<b>14504</b>	<b>14426</b>

## Last Year vs. This Year

	Oct-16	Oct-17	Change	12 Mo Ave		
Active w-MEM	18327	14319	-21.87%	16820	<u>Active Donors w-MEM =</u>	14319
Active w/out MEM	1843	550	-70.16%	1423	<u>Lapsed &amp; Zero Dues MEM =</u>	123764
<b>Total Active Donors</b>	<b>20170</b>	<b>14869</b>	<b>-26.28%</b>	<b>18243</b>	<u>Total "MEM" w-Signed Certificate =</u>	<b>138083</b>
Lapsed/Dropped	790	1186	<b>50.13%</b>	1395	<u>Member Signed Certificate =</u>	<b>"MEM"</b>
New Donors	578	326	<b>-43.60%</b>	370	<u>Total "BSM" =</u>	<b>14426</b>
Renewals	604	737	<b>22.02%</b>	584	<u>Bylaws Defined Sustaining Member =</u>	<b>"BSM"</b>

\* Neg "sub" due to email push to convert Sub's to Mem's in Oct-16, Nov-16 & Oct-17

Oct-17 MEMBERSHIP BY STATE --- ACTIVE AND NON ACTIVE

STATE	TOTAL "MEM"	ACTIVE "MEM"	ACTIVE "SUB"	TOTAL "ACTIVE"	TOTAL "BSM"
AK	701	86	1	87	87
AL	1811	203	6	209	203
AR	914	86	4	90	85
AZ	3238	323	14	337	325
CA	19414	1559	73	1632	1573
CO	3871	482	15	497	480
CT	1504	159	8	167	161
DC	382	36	2	38	39
DE	403	38	0	38	41
FL	8248	781	39	820	793
GA	5916	445	10	455	446
HI	547	55	4	59	56
IA	1065	139	2	141	139
ID	778	67	2	69	68
IL	4541	510	18	528	513
IN	3342	390	14	404	395
KS	1196	134	4	138	135
KY	1217	141	12	153	144
LA	1149	194	2	196	194
MA	2874	251	10	261	251
MD	2490	288	12	300	295
ME	802	63	3	66	65
MI	5283	476	18	494	479
MN	2068	212	6	218	214
MO	2357	256	10	266	255
MS	722	82	1	83	84

STATE	TOTAL "MEM"	ACTIVE "MEM"	ACTIVE "SUB"	TOTAL "ACTIVE"	TOTAL "BSM"
MT	552	73	2	75	72
NC	3436	371	15	386	373
ND	238	46	0	46	44
NE	648	84	2	86	82
NH	1426	174	6	180	173
NJ	3098	309	11	320	314
NM	1200	147	5	152	150
NV	1906	154	9	163	154
NY	5142	641	30	671	634
OH	5012	574	20	594	573
OK	1070	137	2	139	137
OR	2230	168	14	182	170
PA	6024	579	12	591	590
RI	310	31	0	31	32
SC	1897	228	7	235	230
SD	273	39	2	41	37
TN	2649	375	8	383	381
TX	9378	1093	40	1133	1103
UT	1196	94	6	100	92
VA	4893	642	21	663	662
VT	396	30	3	33	30
WA	4607	458	22	480	459
WI	2059	261	10	271	262
WV	604	57	1	58	57
WY	321	32	1	33	31
XX	685	66	11	77	64

SUSTAINING MEMBERSHIP STATE RANKINGS - "BSM"

State	Total BSM	Rank	State	Total BSM	Rank
CA	1573	1	OR	170	27
TX	1103	2	CT	161	28
FL	793	3	NV	154	29
VA	662	4	NM	150	30
NY	634	5	KY	144	31
PA	590	6	IA	139	32
OH	573	7	OK	137	33
IL	513	8	KS	135	34
CO	480	9	UT	92	35
M	479	10	AK	87	36
WA	459	11	AR	85	37
GA	446	12	MS	84	38
IN	395	13	NE	82	39
TN	381	14	MT	72	40
NC	373	15	ID	68	41
AZ	325	16	ME	65	42
NJ	314	17	WV	57	43
MD	295	18	H	56	44
VI	262	19	ND	44	45
MO	255	20	DE	41	46
MA	251	21	DC	39	47
SC	230	22	SD	37	48
MN	214	23	RI	32	49
AL	203	24	WY	31	50
LA	194	25	VT	30	51
NH	173	26	XX	64	52

	TOTAL "MEM"	ACTIVE "MEM"	ACTIVE "SUB"	TOTAL "ACTIVE"	TOTAL "BSM"
<b>TOTALS</b>	<b>138083</b>	<b>14319</b>	<b>550</b>	<b>14869</b>	<b>14426</b>

DEFINITIONS: MEM = Member Signed Certificate

Total MEM = Total # Constituents Per State w-Member Signed Certificate

ACTIVE MEM = Current Dues Paying or Lifetime Donor w-Signed Certificate

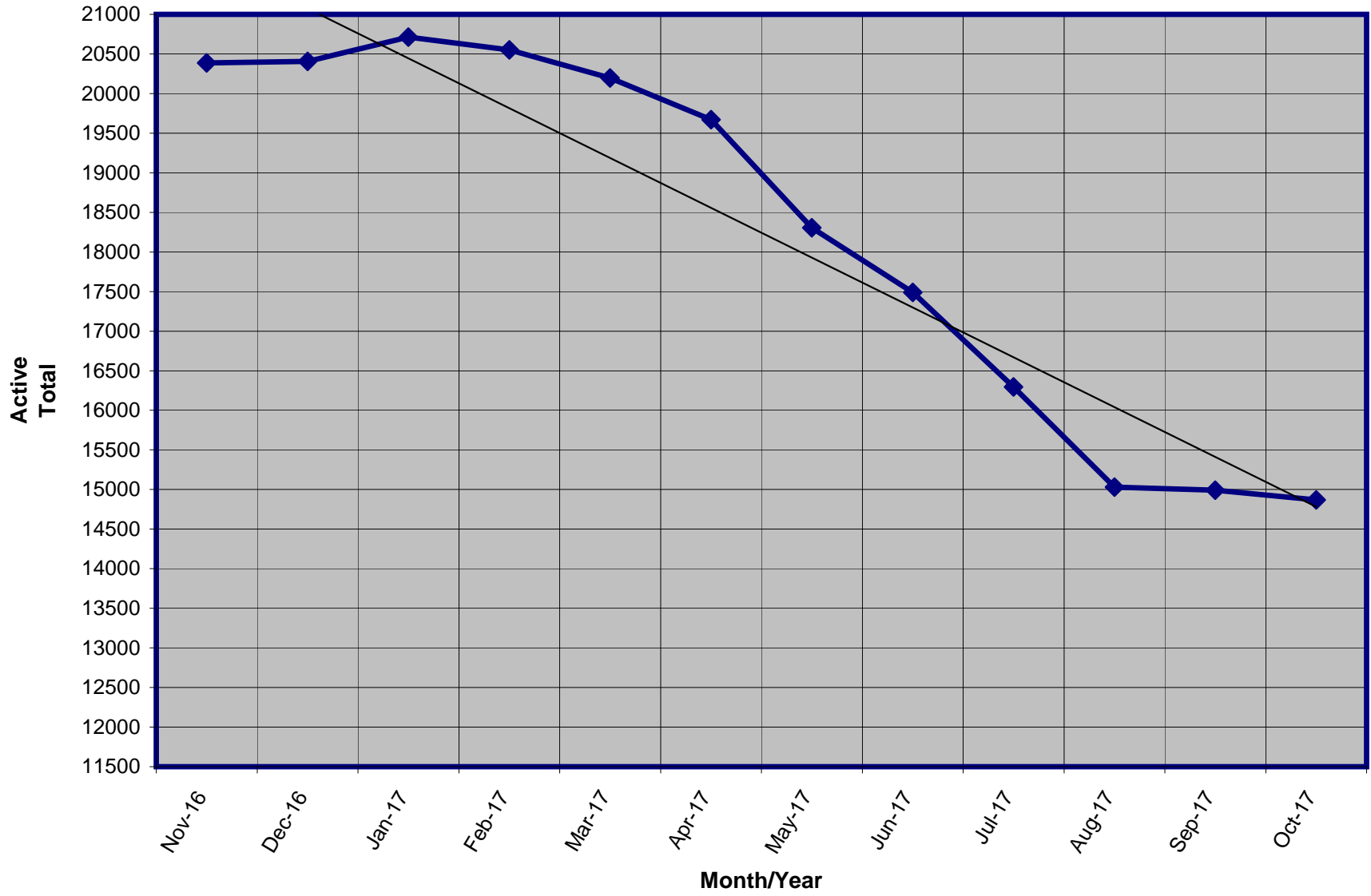
ACTIVE SUB (ACTIVE NON MEM) = Current Dues Paying or Lifetime Donors Who Have NOT Signed the Certificate (Formerly Called "Subscriber")

TOTAL ACTIVE = Current Dues Paying or Lifetime Donor

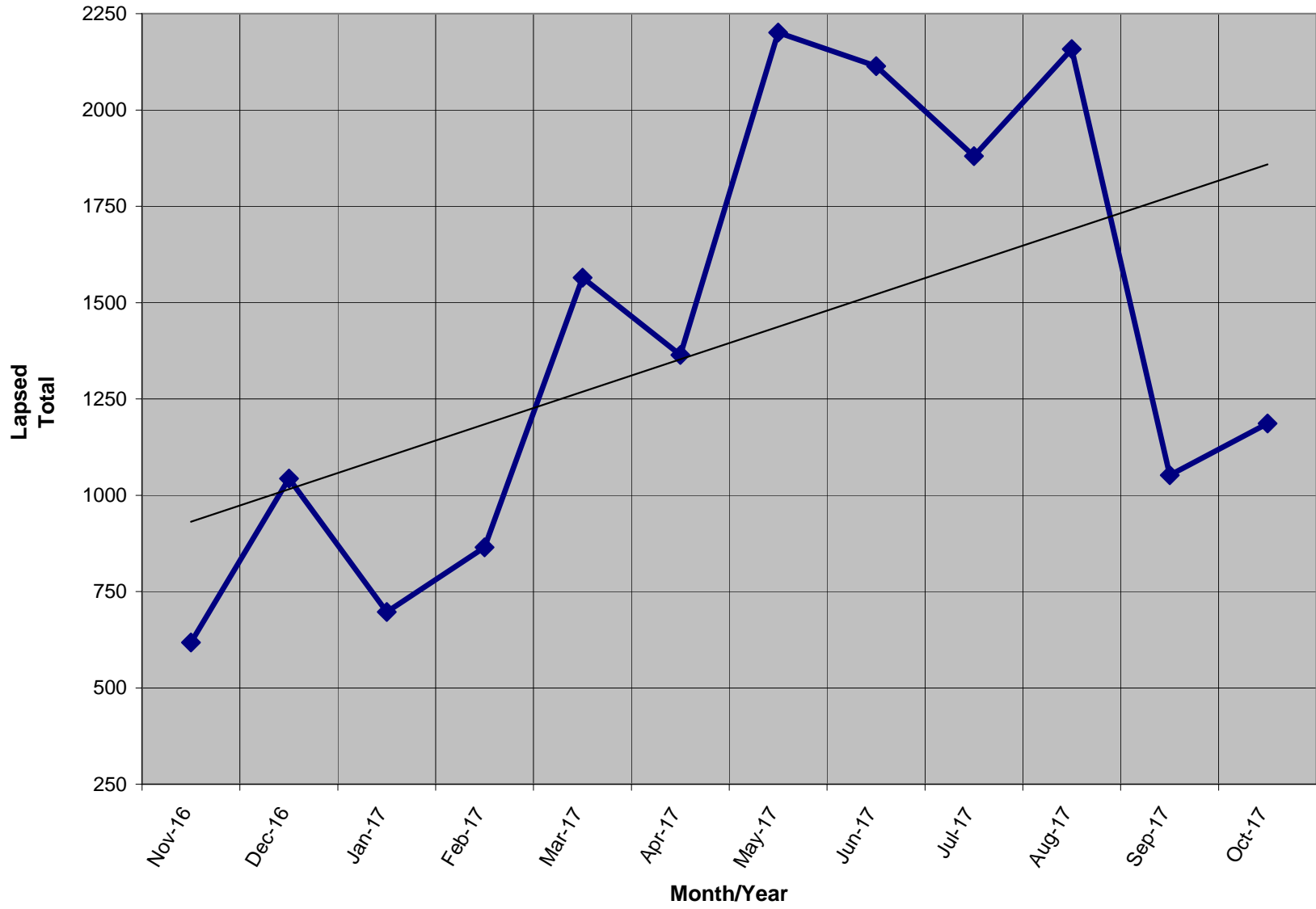
BSM = By Law Definition of "Sustaining Member" and number used for delegate count

(Art 5-3: "Sustaining member" is any Party member who has given at least \$25 to the Party in the prior twelve months, or who is a life member.)

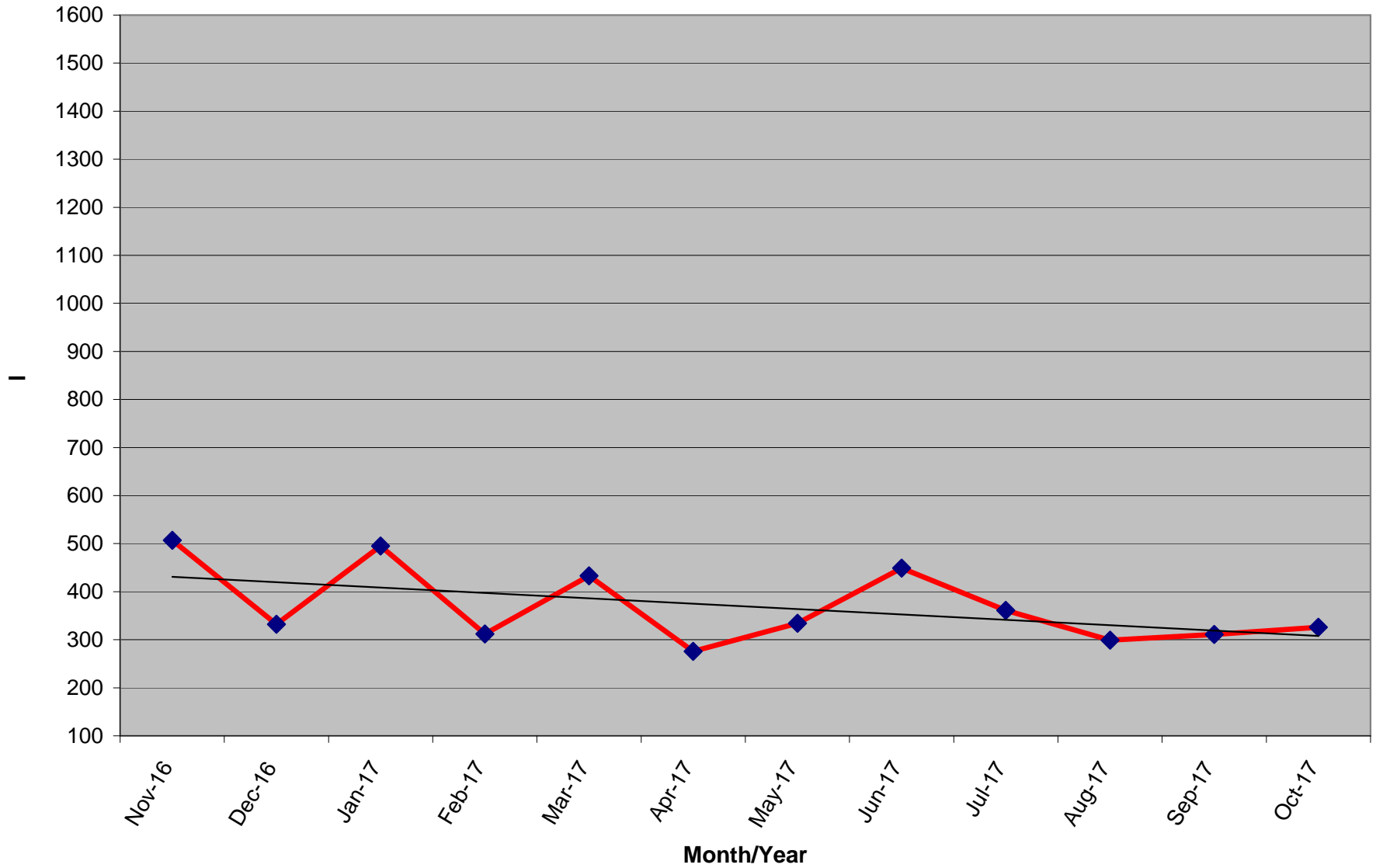
Active Donors - Past 12 Months



Lapsed - Dropped - Donors - Past 12 Months



New Donors Past 12 Months



**Renew Donors - Past 12 Months**

