

# Libertarian National Committee - Membership Report

"Donor" Totals - Feb-17

## 4 Year & 12 Month Comparison

	Dec-13	Dec-14	Dec-15	Dec-16	Feb-16	Mar-16	Apr-16	May-16	Jun-16	Jul-16	Aug-16	Sep-16	Oct-16	Nov-16	Dec-16	Jan-17	Feb-17
Active w-MEM	13670	12053	11184	18592	11413	11824	12509	14532	15477	16656	17568	17888	18327	18564	18592	18908	18715
Active w/out MEM	967	747	509	1814	514	507	519	787	981	1223	1736	1890	1843	1822	1814	1806	1838
<b>Total Active Donors</b>	<b>14637</b>	<b>12800</b>	<b>11693</b>	<b>20406</b>	<b>11927</b>	<b>12331</b>	<b>13028</b>	<b>15319</b>	<b>16458</b>	<b>17879</b>	<b>19304</b>	<b>19778</b>	<b>20170</b>	<b>20386</b>	<b>20406</b>	<b>20714</b>	<b>20553</b>
<b>Percent Change</b>	<b>-2.05%</b>	<b>-12.55%</b>	<b>-8.65%</b>	<b>74.51%</b>	<b>2.11%</b>	<b>3.39%</b>	<b>5.65%</b>	<b>17.59%</b>	<b>7.44%</b>	<b>8.63%</b>	<b>7.97%</b>	<b>2.46%</b>	<b>1.98%</b>	<b>1.07%</b>	<b>0.10%</b>	<b>1.51%</b>	<b>-0.78%</b>
Lapsed/Drop MEM	1245	1733	909	1016	612	837	718	465	662	514	681	599	753	589	1016	672	831
Lapse w/out MEM	82	203	30	27	40	41	20	10	14	10	24	29	37	29	27	25	34
<b>Lapsed/Drop Total</b>	<b>1327</b>	<b>1936</b>	<b>939</b>	<b>1043</b>	<b>652</b>	<b>878</b>	<b>738</b>	<b>475</b>	<b>676</b>	<b>524</b>	<b>705</b>	<b>628</b>	<b>790</b>	<b>618</b>	<b>1043</b>	<b>697</b>	<b>865</b>
<b>Percent Change</b>					<b>-7.78%</b>	<b>34.66%</b>	<b>-15.95%</b>	<b>-35.64%</b>	<b>42.32%</b>	<b>-22.49%</b>	<b>34.54%</b>	<b>-10.92%</b>	<b>25.80%</b>	<b>-21.77%</b>	<b>68.77%</b>	<b>-33.17%</b>	<b>24.10%</b>
New Donors w-MEM	267	110	103	321	308	524	675	1393	1184	1181	1054	469	526	485	321	481	299
New w/out MEM	168	6	6	11	15	22	31	176	163	230	535	176	52	22	11	14	13
<b>New Total</b>	<b>435</b>	<b>116</b>	<b>109</b>	<b>332</b>	<b>323</b>	<b>546</b>	<b>706</b>	<b>1569</b>	<b>1347</b>	<b>1411</b>	<b>1589</b>	<b>645</b>	<b>578</b>	<b>507</b>	<b>332</b>	<b>495</b>	<b>312</b>
<b>Percent Change</b>					<b>118.24%</b>	<b>69.04%</b>	<b>29.30%</b>	<b>122.24%</b>	<b>-14.15%</b>	<b>4.75%</b>	<b>12.62%</b>	<b>-59.41%</b>	<b>-10.39%</b>	<b>-12.28%</b>	<b>-34.52%</b>	<b>49.10%</b>	<b>-36.97%</b>
Renewed w-MEM	966	729	792	723	534	724	728	1095	423	512	539	450	666	341	723	507	339
Renewed w/out MEM	55	14	20	8	42	12	1	102	45	22	2	7	-62	-14	8	3	53 *
<b>Total Renewals</b>	<b>1021</b>	<b>743</b>	<b>812</b>	<b>731</b>	<b>576</b>	<b>736</b>	<b>729</b>	<b>1197</b>	<b>468</b>	<b>534</b>	<b>541</b>	<b>457</b>	<b>604</b>	<b>327</b>	<b>731</b>	<b>510</b>	<b>392</b>
<b>Percent Change</b>					<b>5.49%</b>	<b>27.78%</b>	<b>-0.95%</b>	<b>64.20%</b>	<b>-60.90%</b>	<b>14.10%</b>	<b>1.31%</b>	<b>-15.53%</b>	<b>32.17%</b>	<b>-45.86%</b>	<b>123.55%</b>	<b>-30.23%</b>	<b>-23.14%</b>
<b>Total "MEM"</b>	<b>130507</b>	<b>133400</b>	<b>135197</b>	<b>145814</b>	<b>135980</b>	<b>136797</b>	<b>137539</b>	<b>139513</b>	<b>140413</b>	<b>141889</b>	<b>143319</b>	<b>143935</b>	<b>144707</b>	<b>145455</b>	<b>145814</b>	<b>146350</b>	<b>146869</b>
<b>Percent Change</b>	<b>2.84%</b>	<b>2.22%</b>	<b>1.35%</b>	<b>7.85%</b>	<b>0.42%</b>	<b>0.60%</b>	<b>0.54%</b>	<b>1.44%</b>	<b>0.65%</b>	<b>1.05%</b>	<b>1.01%</b>	<b>0.43%</b>	<b>0.54%</b>	<b>0.52%</b>	<b>0.25%</b>	<b>0.37%</b>	<b>0.35%</b>
<b>Total "LIFETIME"</b>	<b>2295</b>	<b>2446</b>	<b>2458</b>	<b>2571</b>	<b>2461</b>	<b>2461</b>	<b>2473</b>	<b>2501</b>	<b>2514</b>	<b>2531</b>	<b>2554</b>	<b>2560</b>	<b>2567</b>	<b>2566</b>	<b>2571</b>	<b>2574</b>	<b>2577</b>
<b>Total "BSM"</b>	<b>13869</b>	<b>12526</b>	<b>11045</b>	<b>19003</b>	<b>11400</b>	<b>11768</b>	<b>12461</b>	<b>14554</b>	<b>15448</b>	<b>16759</b>	<b>17541</b>	<b>18071</b>	<b>18486</b>	<b>18805</b>	<b>19003</b>	<b>19293</b>	<b>19152</b>

## Last Year vs. This Year

	Feb-16	Feb-17	Change	12 Mo Ave		
Active w-MEM	11413	18715	63.98%	16630	<u>Active Donors w-MEM =</u>	18715
Active w/out MEM	514	1838	257.59%	1397	<u>Lapsed &amp; Zero Dues MEM =</u>	128154
<b>Total Active Donors</b>	<b>11927</b>	<b>20553</b>	<b>72.32%</b>	<b>18027</b>	<u>Total "MEM" w-Signed Certificate =</u>	<u>146869</u>
Lapsed/Dropped	652	865	32.67%	720	<u>Member Signed Certificate =</u>	<u>"MEM"</u>
New Donors	323	312	-3.41%	836	<u>Total "BSM" =</u>	<u>19152</u>
Renewals	576	392	-31.94%	602	<u>Bylaws Defined Sustaining Member =</u>	<u>"BSM"</u>

\* Neg "sub" due to email push to convert Sub's to Mem's in Oct-16 & Nov-16

Feb-17 MEMBERSHIP BY STATE --- ACTIVE AND NON ACTIVE

STATE	TOTAL "MEM"	ACTIVE "MEM"	ACTIVE "SUB"	TOTAL "ACTIVE"	TOTAL "BSM"
AK	707	91	4	95	91
AL	1953	284	18	302	292
AR	974	126	12	138	129
AZ	3448	410	46	456	409
CA	20115	2013	217	2230	2043
CO	4078	612	59	671	621
CT	1604	204	29	233	213
DC	429	51	5	56	52
DE	428	54	4	58	55
FL	8751	1043	129	1172	1082
GA	6318	597	67	664	621
HI	563	79	8	87	82
IA	1171	194	12	206	195
ID	839	82	9	91	81
IL	4821	658	70	728	673
IN	3547	548	37	585	555
KS	1314	170	12	182	172
KY	1333	174	12	186	183
LA	1246	214	20	234	218
MA	3017	321	38	359	324
MD	2619	369	34	403	373
ME	872	89	13	102	94
MI	5569	640	43	683	651
MN	2238	284	36	320	288
MO	2603	361	23	384	369
MS	777	95	9	104	98

STATE	TOTAL "MEM"	ACTIVE "MEM"	ACTIVE "SUB"	TOTAL "ACTIVE"	TOTAL "BSM"
MT	572	79	9	88	78
NC	3691	478	49	527	491
ND	264	50	5	55	52
NE	726	113	4	117	114
NH	1468	185	21	206	186
NJ	3287	398	54	452	408
NM	1242	187	23	210	190
NV	1990	197	26	223	204
NY	5495	818	87	905	842
OH	5732	764	53	817	804
OK	1174	163	16	179	165
OR	2333	202	39	241	204
PA	6380	734	80	814	760
RI	343	47	8	55	50
SC	2068	285	25	310	297
SD	292	46	6	52	46
TN	2774	505	13	518	508
TX	10060	1480	143	1623	1517
UT	1277	149	16	165	153
VA	5314	889	72	961	912
VT	430	40	4	44	40
WA	4753	609	59	668	624
WI	2182	336	35	371	341
WV	650	65	4	69	69
WY	337	39	2	41	39
XX	701	94	19	113	94

SUSTAINING MEMBERSHIP STATE RANKINGS - "BSM"

State	Total BSM	Rank	State	Total BSM	Rank
CA	2043	1	NV	204	27
TX	1517	2	OR	204	28
FL	1082	3	IA	195	29
VA	912	4	NM	190	30
NY	842	5	NH	186	31
OH	804	6	KY	183	32
PA	760	7	KS	172	33
IL	673	8	OK	165	34
MI	651	9	UT	153	35
WA	624	10	AR	129	36
CO	621	11	NE	114	37
GA	621	12	MS	98	38
IN	555	13	ME	94	39
TN	508	14	AK	91	40
NC	491	15	HI	82	41
AZ	409	16	ID	81	42
NJ	408	17	MT	78	43
MD	373	18	WV	69	44
MO	369	19	DE	55	45
WI	341	20	DC	52	46
MA	324	21	ND	52	47
SC	297	22	RI	50	48
AL	292	23	SD	46	49
MN	288	24	VT	40	50
LA	218	25	WY	39	51
CT	213	26	XX	94	52

TOTAL "MEM"	ACTIVE "MEM"	ACTIVE "SUB"	TOTAL "ACTIVE"	TOTAL "BSM"
<b>TOTALS</b>	<b>146869</b>	<b>18715</b>	<b>1838</b>	<b>20553</b>

DEFINITIONS: MEM = Member Signed Certificate

Total MEM = Total # Constituents Per State w-Member Signed Certificate

ACTIVE MEM = Current Dues Paying or Lifetime Donor w-Signed Certificate

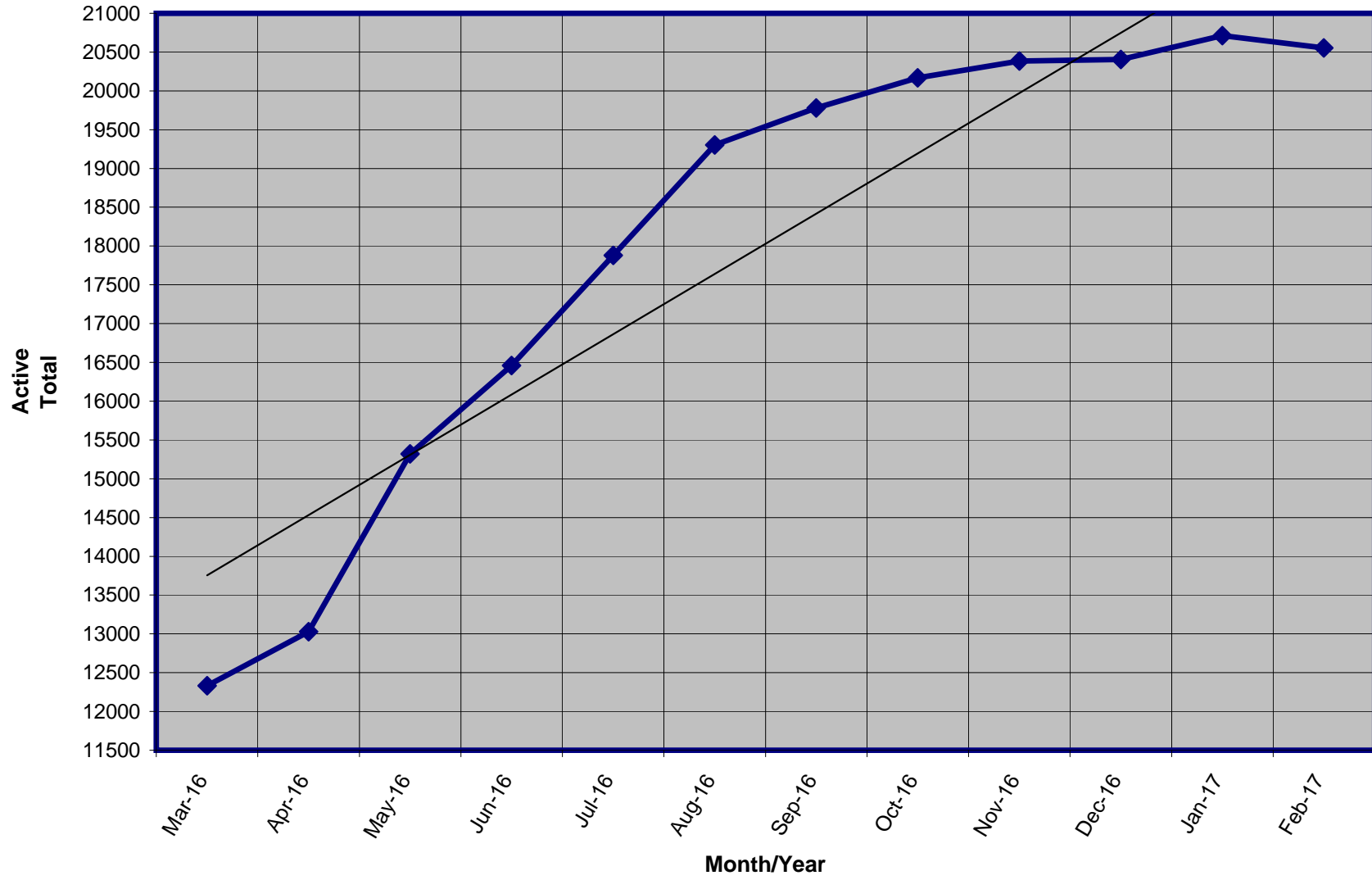
ACTIVE SUB (ACTIVE NON MEM) = Current Dues Paying or Lifetime Donors Who Have NOT Signed the Certificate (Formerly Called "Subscriber")

TOTAL ACTIVE = Current Dues Paying or Lifetime Donor

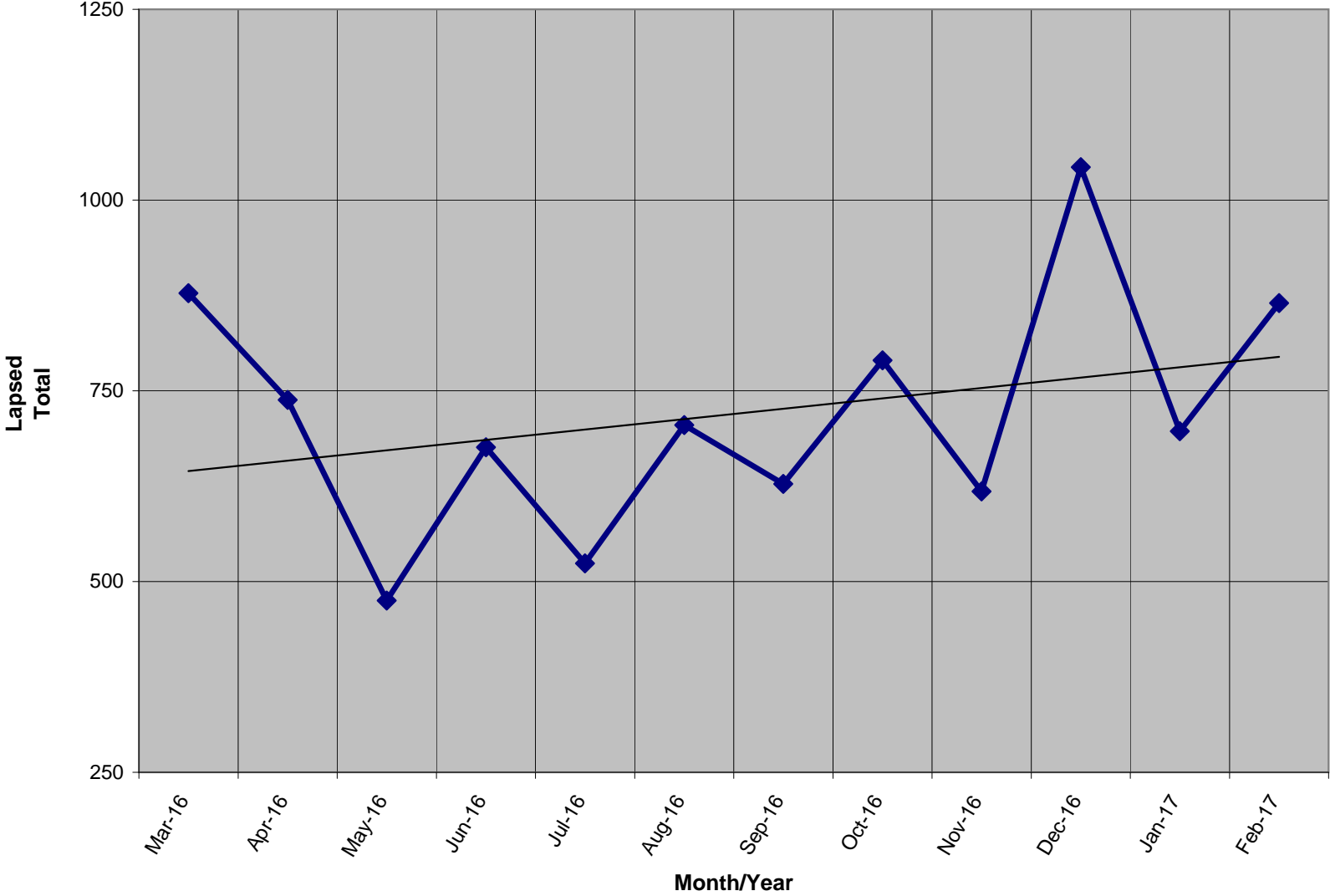
BSM = By Law Definition of "Sustaining Member" and number used for delegate count

(Art 5-3: "Sustaining member" is any Party member who has given at least \$25 to the Party in the prior twelve months, or who is a life member.)

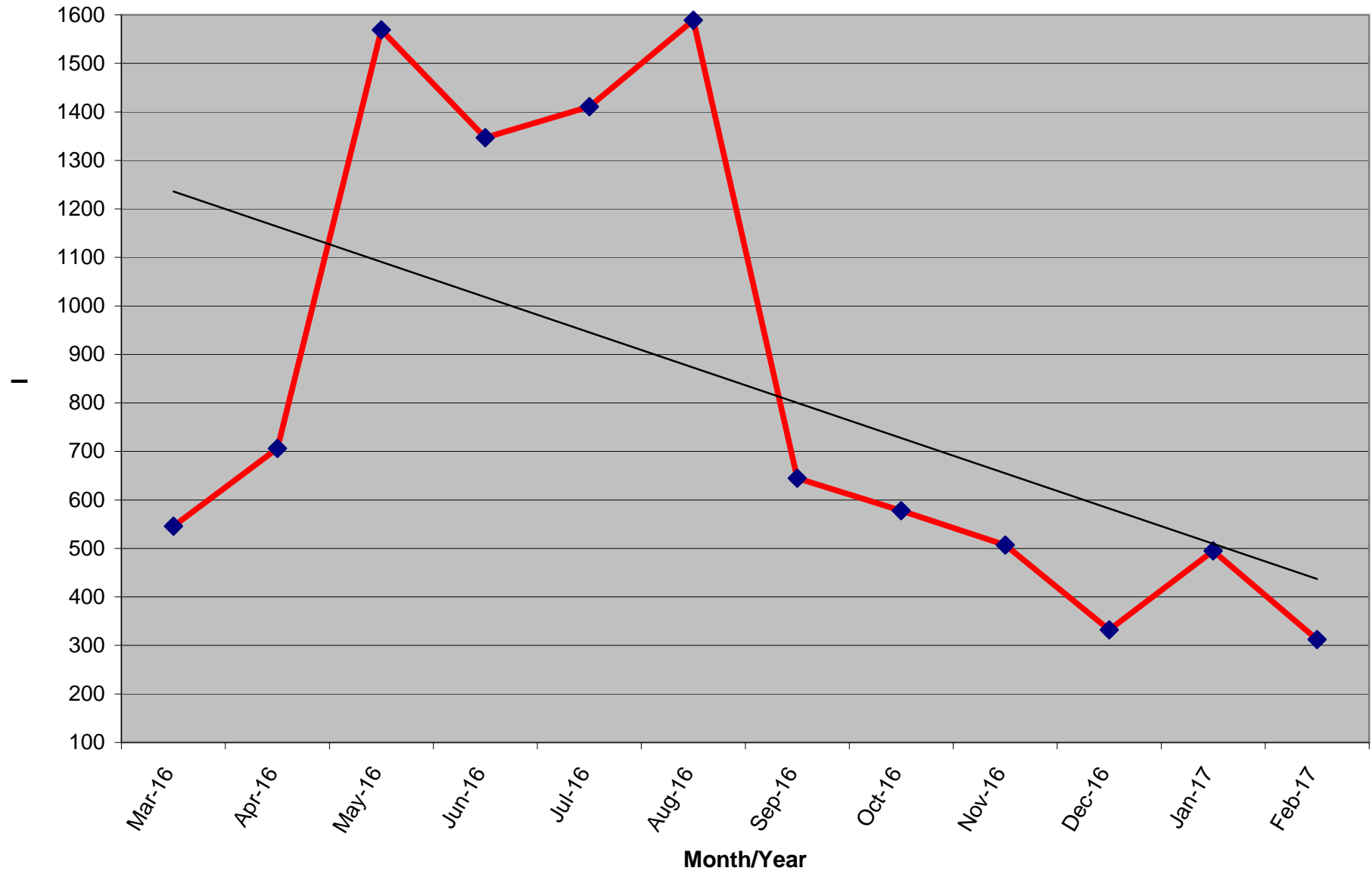
Active Donors - Past 12 Months



Lapsed - Dropped - Donors - Past 12 Months



New Donors Past 12 Months



Renew Donors - Past 12 Months

