

Libertarian National Committee - Membership Report

"Donor" Totals - May-17

4 Year & 12 Month Comparison

	Dec-13	Dec-14	Dec-15	Dec-16	May-16	Jun-16	Jul-16	Aug-16	Sep-16	Oct-16	Nov-16	Dec-16	Jan-17	Feb-17	Mar-17	Apr-17	May-17
Active w-MEM	13670	12053	11184	18592	14532	15477	16656	17568	17888	18327	18564	18592	18908	18715	18334	17843	16652
Active w/out MEM	967	747	509	1814	787	981	1223	1736	1890	1843	1822	1814	1806	1838	1862	1829	1655
Total Active Donors	14637	12800	11693	20406	15319	16458	17879	19304	19778	20170	20386	20406	20714	20553	20196	19672	18307
Percent Change	-2.05%	-12.55%	-8.65%	74.51%	17.59%	7.44%	8.63%	7.97%	2.46%	1.98%	1.07%	0.10%	1.51%	-0.78%	-1.74%	-2.59%	-6.94%
Lapsed/Drop MEM	1245	1733	909	1016	465	662	514	681	599	753	589	1016	672	831	1533	1314	1995
Lapse w/out MEM	82	203	30	27	10	14	10	24	29	37	29	27	25	34	32	50	206
Lapsed/Drop Total	1327	1936	939	1043	475	676	524	705	628	790	618	1043	697	865	1565	1364	2201
Percent Change					-35.64%	42.32%	-22.49%	34.54%	-10.92%	25.80%	-21.77%	68.77%	-33.17%	24.10%	80.92%	-12.84%	61.36%
New Donors w-MEM	267	110	103	321	1393	1184	1181	1054	469	526	485	321	481	299	386	262	307
New w/out MEM	168	6	6	11	176	163	230	535	176	52	22	11	14	13	47	14	27
New Total	435	116	109	332	1569	1347	1411	1589	645	578	507	332	495	312	433	276	334
Percent Change					122.24%	-14.15%	4.75%	12.62%	-59.41%	-10.39%	-12.28%	-34.52%	49.10%	-36.97%	38.78%	-36.26%	21.01%
Renewed w-MEM	966	729	792	723	1095	423	512	539	450	666	341	723	507	339	766	561	497
Renewed w/out MEM	55	14	20	8	102	45	22	2	7	-62	-14	8	3	53	9	3	5 *
Total Renewals	1021	743	812	731	1197	468	534	541	457	604	327	731	510	392	775	564	502
Percent Change					64.20%	-60.90%	14.10%	1.31%	-15.53%	32.17%	-45.86%	123.55%	-30.23%	-23.14%	97.70%	-27.23%	-10.99%
Total "MEM"	130507	133400	135197	145814	139513	140413	141889	143319	143935	144707	145455	145814	146350	146869	147222	136069	136362
Percent Change	2.84%	2.22%	1.35%	7.85%	1.44%	0.65%	1.05%	1.01%	0.43%	0.54%	0.52%	0.25%	0.37%	0.35%	0.24%	-7.58%	0.22%
Total "LIFETIME"	2295	2446	2458	2571	2501	2514	2531	2554	2560	2567	2566	2571	2574	2577	2580	2588	2596
Total "BSM"	13869	12526	11045	19003	14554	15448	16759	17541	18071	18486	18805	19003	19293	19152	18864	18399	17301

Last Year vs. This Year

	May-16	May-17	Change	12 Mo Ave	Active Donors w-MEM =	16652
Active w-MEM	14532	16652	14.59%	17794	Lapsed & Zero Dues MEM =	119710
Active w/out MEM	787	1655	110.29%	1692	Total "MEM" w-Signed Certificate =	136362
Total Active Donors	15319	18307	19.51%	19485	Member Signed Certificate =	"MEM"
Lapsed/Dropped	475	2201	363.37%	973	Total "BSM" =	17301
New Donors	1569	334	-78.71%	688	Bylaws Defined Sustaining Member =	"BSM"
Renewals	1197	502	-58.06%	534		

* Neg "sub" due to email push to convert Sub's to Mem's in Oct-16 & Nov-16

May-17 MEMBERSHIP BY STATE --- ACTIVE AND NON ACTIVE

STATE	TOTAL "MEM"	ACTIVE "MEM"	ACTIVE "SUB"	TOTAL "ACTIVE"	TOTAL "BSM"
AK	695	104	5	109	106
AL	1783	247	16	263	256
AR	903	116	11	127	117
AZ	3206	351	41	392	355
CA	19291	1841	202	2043	1910
CO	3813	551	55	606	577
CT	1485	192	24	216	200
DC	380	42	5	47	45
DE	401	46	4	50	47
FL	8161	921	116	1037	970
GA	5850	521	52	573	559
HI	545	61	7	68	65
IA	1050	177	10	187	180
ID	767	70	8	78	72
IL	4482	588	64	652	613
IN	3301	449	34	483	472
KS	1195	156	10	166	159
KY	1194	151	13	164	159
LA	1117	187	19	206	191
MA	2845	304	35	339	310
MD	2450	341	30	371	351
ME	805	79	13	92	84
MI	5232	572	36	608	590
MN	2032	246	33	279	260
MO	2319	296	22	318	314
MS	706	88	8	96	89

STATE	TOTAL "MEM"	ACTIVE "MEM"	ACTIVE "SUB"	TOTAL "ACTIVE"	TOTAL "BSM"
MT	546	82	7	89	81
NC	3388	423	52	475	437
ND	229	44	5	49	44
NE	641	89	4	93	92
NH	1404	182	19	201	184
NJ	3066	359	45	404	370
NM	1185	181	20	201	185
NV	1895	182	23	205	184
NY	5062	700	71	771	728
OH	4932	666	48	714	702
OK	1044	148	15	163	152
OR	2209	182	35	217	186
PA	5947	664	69	733	691
RI	304	33	8	41	35
SC	1856	237	25	262	252
SD	265	41	5	46	41
TN	2578	462	13	475	479
TX	9230	1294	126	1420	1346
UT	1185	126	12	138	126
VA	4822	805	64	869	846
VT	393	38	5	43	40
WA	4551	544	58	602	572
WI	2025	297	31	328	306
WV	597	59	3	62	62
WY	321	37	2	39	35
XX	679	80	17	97	74

SUSTAINING MEMBERSHIP STATE RANKINGS - "BSM"

State	Total BSM	Rank	State	Total BSM	Rank
CA	1910	1	OR	186	27
TX	1346	2	NM	185	28
FL	970	3	NH	184	29
VA	846	4	NV	184	30
NY	728	5	IA	180	31
OH	702	6	KS	159	32
PA	691	7	KY	159	33
IL	613	8	OK	152	34
M	590	9	UT	126	35
CO	577	10	AR	117	36
WA	572	11	AK	106	37
GA	559	12	NE	92	38
TN	479	13	MS	89	39
IN	472	14	ME	84	40
NC	437	15	MT	81	41
NJ	370	16	ID	72	42
AZ	355	17	HI	65	43
MD	351	18	WV	62	44
MO	314	19	DE	47	45
MA	310	20	DC	45	46
VI	306	21	ND	44	47
MN	260	22	SD	41	48
AL	256	23	VT	40	49
SC	252	24	RI	35	50
CT	200	25	WY	35	51
LA	191	26	XX	74	52

	TOTAL "MEM"	ACTIVE "MEM"	ACTIVE "SUB"	TOTAL "ACTIVE"	TOTAL "BSM"
TOTALS	136362	16652	1655	18307	17301

DEFINITIONS: MEM = Member Signed Certificate

Total MEM = Total # Constituents Per State w-Member Signed Certificate

ACTIVE MEM = Current Dues Paying or Lifetime Donor w-Signed Certificate

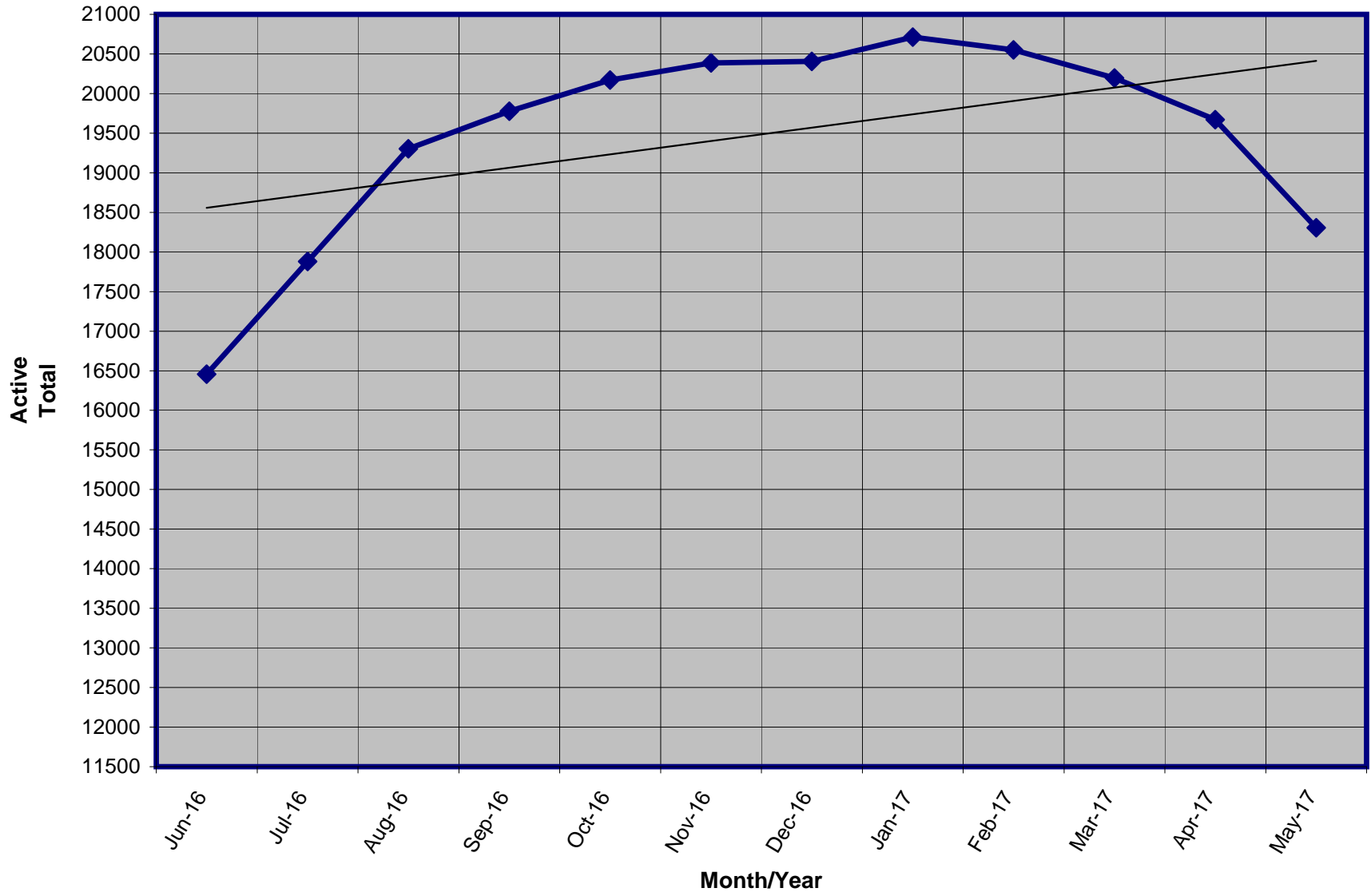
ACTIVE SUB (ACTIVE NON MEM) = Current Dues Paying or Lifetime Donors Who Have NOT Signed the Certificate (Formerly Called "Subscriber")

TOTAL ACTIVE = Current Dues Paying or Lifetime Donor

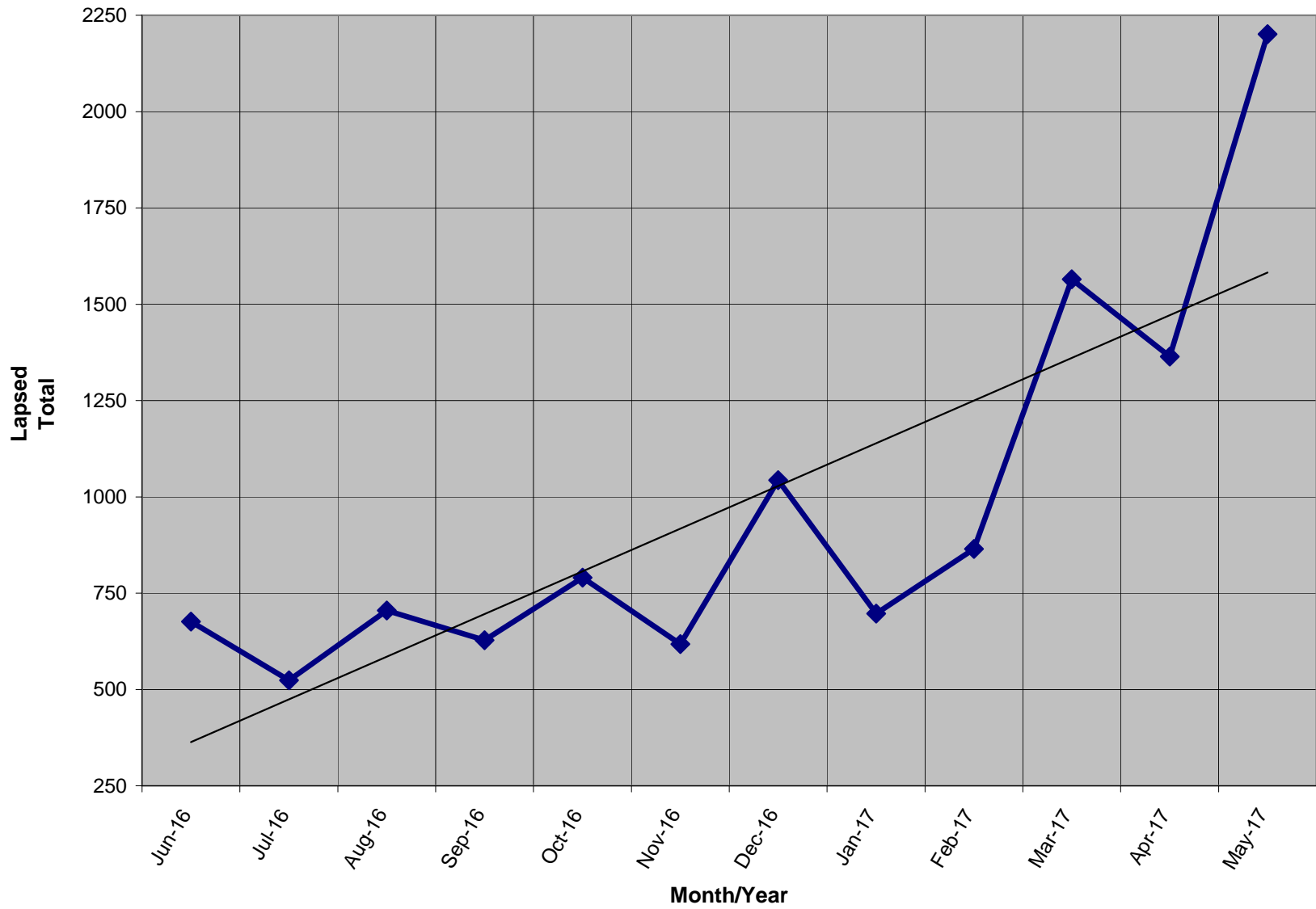
BSM = By Law Definition of "Sustaining Member" and number used for delegate count

(Art 5-3: "Sustaining member" is any Party member who has given at least \$25 to the Party in the prior twelve months, or who is a life member.)

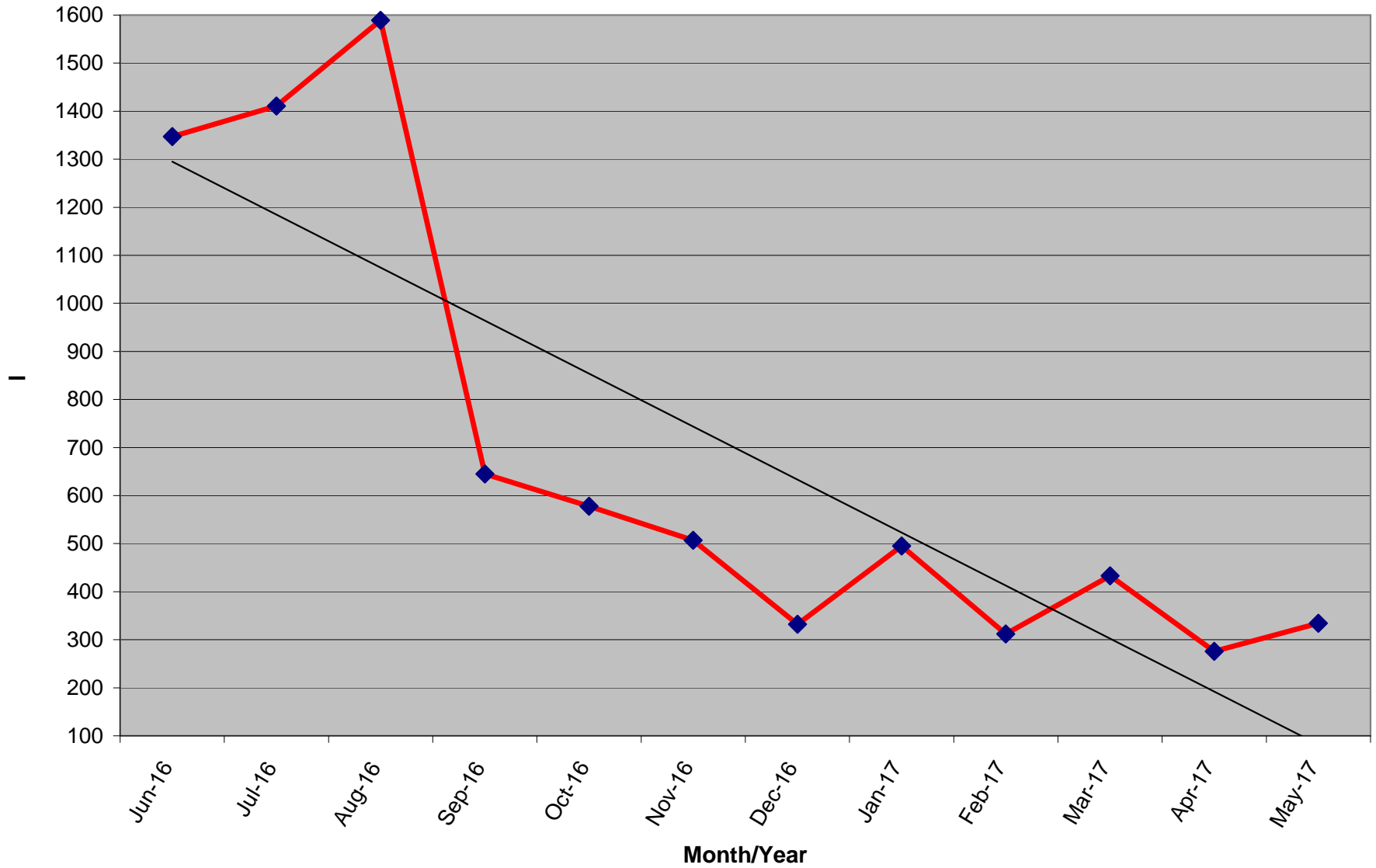
Active Donors - Past 12 Months



Lapsed - Dropped - Donors - Past 12 Months



New Donors Past 12 Months



Renew Donors - Past 12 Months

