

Libertarian National Committee - Membership Report

"Donor" Totals - Oct-08

18 Month Comparison

	May-07	Jun-07	Jul-07	Aug-07	Sep-07	Oct-07	Nov-07	Dec-07	Jan-08	Feb-08	Mar-08	Apr-08	May-08	Jun-08	Jul-08	Aug-08	Sep-08	Oct-08
Active w-MEM	12692	13133	13359	13551	13492	13149	13309	14181	14171	13908	13809	13579	13820	14121	14581	14970	15378	16099
Active w/out MEM	791	792	817	822	794	769	771	924	941	1011	1032	1025	1057	1087	1102	1082	1082	1092
Total	13483	13925	14176	14373	14286	13918	14080	15105	15112	14919	14841	14604	14877	15208	15683	16052	16460	17191
Percent Change	2.26%	3.28%	1.80%	1.39%	-0.61%	-2.58%	1.16%	7.28%	0.05%	-1.28%	-0.52%	-1.60%	1.87%	2.22%	3.12%	2.35%	2.54%	4.44%

Lapsed MEM	671	613	547	587	743	1367	812	718	724	1028	1111	959	1137	1052	759	786	613	1022
Lapses w/out MEM	70	49	49	52	35	60	24	13	27	59	79	76	94	29	55	42	18	48
Lapsed Total	741	662	596	639	778	1427	836	731	751	1087	1190	1035	1231	1081	814	828	631	1070
Percent Change	-4.14%	-10.66%	-9.97%	7.21%	21.75%	83.42%	-41.42%	-12.56%	2.74%	44.74%	9.48%	-13.03%	18.94%	-12.19%	-24.70%	1.72%	-23.79%	69.57%

New Donors w-MEM	181	299	195	244	230	285	165	319	228	287	208	291	955	591	521	588	615	970
New w/out MEM	0	4	0	0	0	0	1	83	33	107	36	35	75	15	16	13	4	5
New Total	181	303	195	244	230	285	166	402	261	394	244	326	1030	606	537	601	619	975
Percent Change	6.47%	67.40%	-35.64%	25.13%	-5.74%	23.91%	-41.75%	142.17%	-35.07%	50.96%	-38.07%	33.61%	215.95%	-41.17%	-11.39%	11.92%	3.00%	57.51%

Renewed w-MEM	849	755	578	535	454	739	807	1271	486	478	804	438	423	762	698	587	406	773
Renewed w/out MEM	9	46	74	57	7	35	25	83	11	22	64	34	51	44	54	9	14	53
Total Renewals	858	801	652	592	461	774	832	1354	497	500	868	472	474	806	752	596	420	826
Percent Change	54.20%	-6.64%	-18.60%	-9.20%	-22.13%	67.90%	7.49%	62.74%	-63.29%	0.60%	73.60%	-45.62%	0.42%	70.04%	-6.70%	-20.74%	-29.53%	96.67%

Active MEM	12692	13133	13359	13551	13492	13149	13309	14181	14171	13908	13809	13579	13820	14121	14581	14970	15378	16099
Zero Dues MEM	93479	93163	93082	93127	93410	94021	94018	93567	93824	94355	94640	95183	95510	95783	95899	96023	96161	96481
Total "MEM"	106171	106296	106441	106678	106902	107170	107327	107748	107995	108263	108449	108762	109330	109904	110480	110993	111539	112580
Percent Change	0.38%	0.12%	0.14%	0.22%	0.21%	0.25%	0.15%	0.39%	0.23%	0.25%	0.17%	0.29%	0.52%	0.53%	0.52%	0.46%	0.49%	0.93%

Total "LIFETIME"	1861	n/a	n/a	n/a	1908	1918	1921	1930	1930	1933	1936	1937	1941	1947	1952	1955	1974	1985
-------------------------	-------------	------------	------------	------------	-------------	-------------	-------------	-------------	-------------	-------------	-------------	-------------	-------------	-------------	-------------	-------------	-------------	-------------

Last Year vs. This Year

	Oct-07	Oct-08	Change		Apr-04	Oct-04	Change	Apr-08	Oct-08	Change	
Active w-MEM	13149	16099	22.44%	<u>Active Donors w-MEM =</u>	16099						
Active w/out MEM	769	1092	42.00%	<u>Lapsed & Zero Dues MEM =</u>	96481						
Total Active	13918	17191	23.52%	<u>Total "MEM" w-Signed Certificate =</u>	112580						
Lapsed	1427	1070	-25.02%	<u>Member Signed Certificate =</u>	<u>"MEM"</u>						
New Donors	285	975	242.11%					Total New Donors Apr-Oct	2438	4694	92.53% Change 04 to 08
Renewals	774	826	6.72%					Total Renew Apr-Oct	2089	4346	108.04% Change 04 to 08

Oct-08 MEMBERSHIP BY STATE --- ACTIVE AND NON ACTIVE

<u>STATE</u>	<u>TOTAL "MEM"</u>	<u>NON ACTIVE "MEM"</u>	<u>ACTIVE "MEM"</u>	<u>ACTIVE "SUB"</u>	<u>TOTAL "ACTIVE"</u>
AK	612	541	71	3	74
AL	1365	1124	241	24	265
AR	699	596	103	4	107
AZ	2672	2326	346	30	376
CA	17865	15768	2097	147	2244
CO	3059	2566	493	36	529
CT	1267	1055	212	14	226
DC	305	264	41	6	47
DE	332	286	46	4	50
FL	6547	5518	1029	70	1099
GA	5293	4630	663	35	698
HI	452	385	67	4	71
IA	830	705	125	8	133
ID	629	554	75	5	80
IL	3775	3189	586	48	634
IN	2524	2126	398	28	426
KS	1029	873	156	9	165
KY	899	748	151	7	158
LA	808	668	140	8	148
MA	2575	2252	323	23	346
MD	2025	1713	312	27	339
ME	694	616	78	7	85
MI	4609	4028	581	41	622
MN	1729	1466	263	17	280
MO	1906	1592	314	18	332
MS	474	417	57	8	65

<u>STATE</u>	<u>TOTAL "MEM"</u>	<u>NON ACTIVE "MEM"</u>	<u>ACTIVE "MEM"</u>	<u>ACTIVE "SUB"</u>	<u>TOTAL "ACTIVE"</u>
MT	417	362	55	9	64
NC	2683	2267	416	23	439
ND	139	111	28	0	28
NE	489	405	84	2	86
NH	1207	1051	156	11	167
NJ	2626	2265	361	27	388
NM	967	834	133	6	139
NV	1486	1268	218	17	235
NY	3997	3328	669	64	733
OH	3876	3158	718	49	767
OK	802	687	115	13	128
OR	1946	1730	216	19	235
PA	5028	4416	612	36	648
RI	233	195	38	1	39
SC	1341	1044	297	12	309
SD	190	157	33	1	34
TN	1953	1597	356	14	370
TX	6889	5897	992	60	1052
UT	935	837	98	5	103
VA	3495	2852	643	33	676
VT	357	324	33	6	39
WA	3742	3312	430	19	449
WI	1564	1302	262	16	278
WV	509	451	58	4	62
WY	269	225	44	2	46
OTHER	466	400	66	12	78

	<u>TOTAL "MEM"</u>	<u>NON ACTIVE "MEM"</u>	<u>ACTIVE "MEM"</u>	<u>ACTIVE "SUB"</u>	<u>TOTAL "ACTIVE"</u>
TOTALS	112580	96481	16099	1092	17191

<u>STATE RANKINGS - TOP 15</u>				
<u>STATE</u>	<u>TL MEM</u>	<u>ACT MEM</u>	<u>ACT SUB</u>	<u>TL ACT</u>
CA	17865	2097	147	2244
FL	6547	1029	70	1099
TX	6889	992	60	1052
OH	3876	718	49	767
NY	3997	669	64	733
GA	5293	663	35	698
VA	3495	643	33	676
PA	5028	612	36	648
IL	3775	586	48	634
MI	4609	581	41	622
CO	3059	493	36	529
WA	3742	430	19	449
NC	2683	416	23	439
IN	2524	398	28	426
NJ	2626	361	27	388

DEFINITIONS: MEM = Member Signed Certificate

Total MEM = Total # Constituents Per State w-Member Signed Certificate

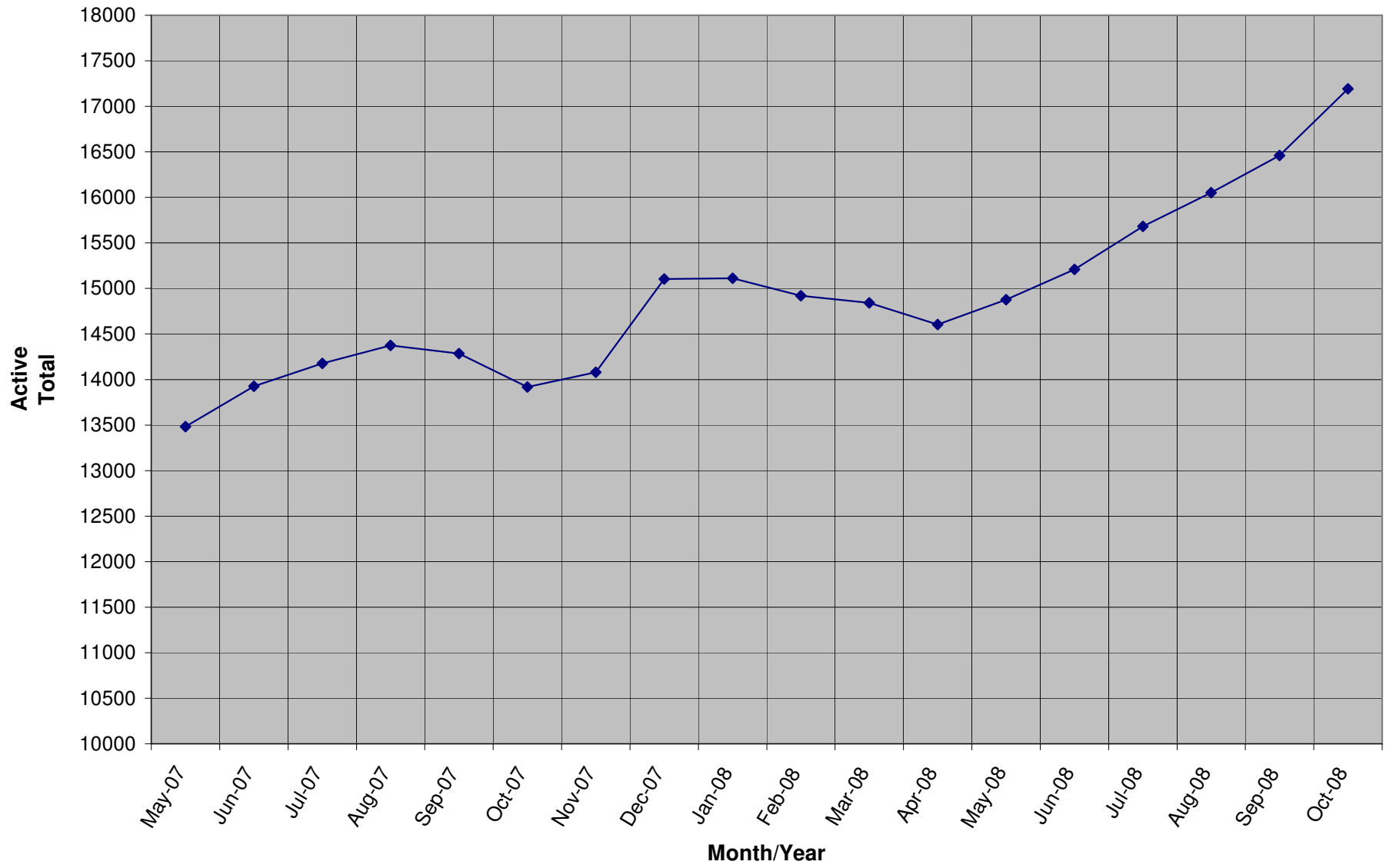
NON ACTIVE MEM = Const w-Signed Certificate who are Lapsed or Inquires ("Zero Dues Member")

ACTIVE MEM = Current Dues Paying or Lifetime Donor w-Signed Certificate (By Law Definition of "Sustaining Member" and number used for delegate count)

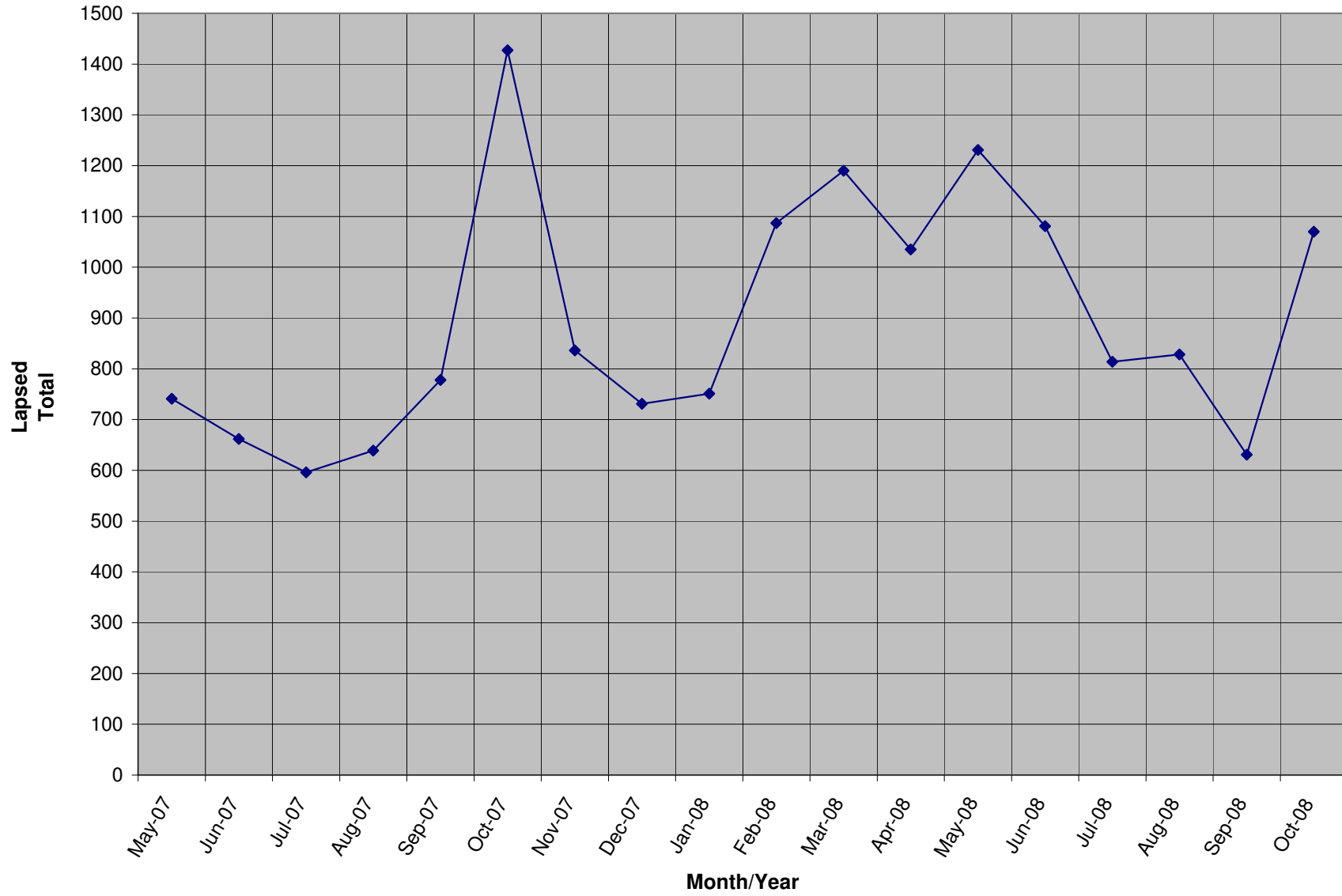
ACTIVE SUB (ACTIVE NON MEM) = Current Dues Paying or Lifetime Donors Whoe Have NOT Signed the Certificate (Formerly Called "Subscriber")

TOTAL ACTIVE = Current Dues Paying or Lifetime Donor

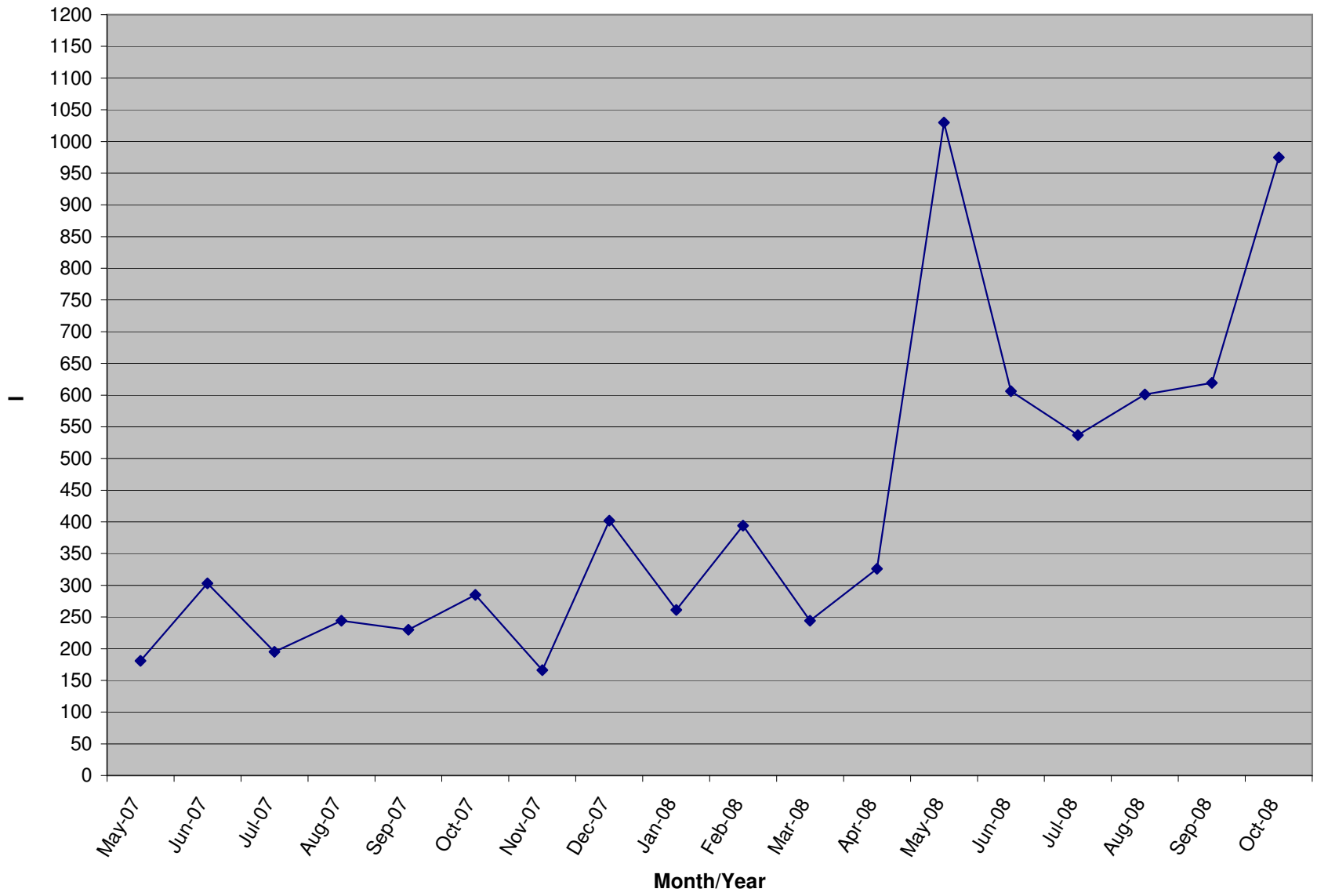
Active Donors



Lapsed Donors



New Donors



Renew Donors

