

Libertarian National Committee - Membership Report

"Donor" Totals - Oct-15

4 Year & 12 Month Comparison

	Dec-11	Dec-12	Dec-13	Dec-14	Oct-14	Nov-14	Dec-14	Jan-15	Feb-15	Mar-15	Apr-15	May-15	Jun-15	Jul-15	Aug-15	Sep-15	Oct-15
Active w-MEM	13468	13749	13670	12053	13442	12947	12053	11902	11988	11845	11837	11663	11640	11649	11708	11715	11399
Active w/out MEM	859	1194	967	747	944	930	747	662	672	652	651	560	546	536	527	522	517
Total Active Donors	14327	14943	14637	12800	14386	13877	12800	12564	12660	12497	12488	12223	12186	12185	12235	12237	11916
Percent Change	-4.92%	4.30%	-2.05%	-12.55%	-2.30%	-3.54%	-7.76%	-1.84%	0.76%	-1.29%	-0.07%	-2.12%	-0.30%	-0.01%	0.41%	0.02%	-2.62%

Lapsed/Drop MEM	1379	1381	1245	1733	1385	1235	1733	863	619	972	671	718	484	595	555	568	1044
Lapse w/out MEM	74	76	82	203	98	52	203	138	32	53	25	101	33	27	30	28	46
Lapsed/Drop Total	1453	1457	1327	1936	1483	1287	1936	1001	651	1025	696	819	517	622	585	596	1090
Percent Change	65.49%	0.28%	-8.92%	45.89%	45.39%	-13.22%	50.43%	-48.30%	-34.97%	57.45%	-32.10%	17.67%	-36.87%	20.31%	-5.95%	1.88%	82.89%

New Donors w-MEM	256	240	267	110	235	208	110	126	111	141	104	70	110	107	137	103	87
New w/out MEM	26	38	168	6	10	2	6	8	11	5	2	4	3	5	10	12	10
New Total	282	278	435	116	245	210	116	134	122	146	106	74	113	112	147	115	97
Percent Change	80.77%	-1.42%	56.47%	-73.33%	120.72%	-14.29%	-44.76%	15.52%	-8.96%	19.67%	-27.40%	-30.19%	52.70%	-0.88%	31.25%	-21.77%	-15.65%

Renewed w-MEM	900	708	966	729	858	532	729	586	594	688	559	474	351	497	477	472	641
Renewed w/out MEM	61	57	55	14	42	36	14	45	31	28	22	6	16	12	11	11	31
Total Renewals	961	765	1021	743	900	568	743	631	625	716	581	480	367	509	488	483	672
Percent Change	-3.13%	-20.40%	33.46%	-27.23%	87.11%	-36.89%	30.81%	-15.07%	-0.95%	14.56%	-18.85%	-17.38%	-23.54%	38.69%	-4.13%	-1.02%	39.13%

Total "MEM"	121850	126900	130507	133400	133118	133314	133400	133568	133983	134147	134278	134338	134470	134618	134779	134870	134974
Percent Change	1.77%	4.14%	2.84%	2.22%	0.29%	0.15%	0.06%	0.13%	0.31%	0.12%	0.10%	0.04%	0.10%	0.11%	0.12%	0.07%	0.08%

Total "LIFETIME"	2142	2208	2295	2446	2445	2445	2446	2447	2447	2451	2455	2455	2455	2455	2456	2456	2456
Total "BSM"	13589	13824	13869	12526	13437	12778	12526	12294	12260	12122	12040	11722	11723	11625	11612	11593	11247

Last Year vs. This Year

	Oct-14	Oct-15	Change	12 Mo Ave		
Active w-MEM	13442	11399	-15.20%	11862	<u>Active Donors w-MEM =</u>	11399
Active w/out MEM	944	517	-45.23%	627	<u>Lapsed & Zero Dues MEM =</u>	123575
Total Active Donors	14386	11916	-17.17%	12489	<u>Total "MEM" w-Signed Certificate =</u>	134974
Lapsed/Dropped	1483	1090	-26.50%	902	<u>Member Signed Certificate =</u>	"MEM"
New Donors	245	97	-60.41%	124	<u>Total "BSM" =</u>	11247
Renewals	900	672	-25.33%	572	<u>Bylaws Defined Sustaining Member =</u>	"BSM"

Oct-15 MEMBERSHIP BY STATE --- ACTIVE AND NON ACTIVE

<u>STATE</u>	<u>TOTAL "MEM"</u>	<u>ACTIVE "MEM"</u>	<u>ACTIVE "SUB"</u>	<u>TOTAL "ACTIVE"</u>	<u>TOTAL "BSM"</u>
AK	669	56	1	57	56
AL	1733	155	2	157	155
AR	897	75	3	78	76
AZ	3191	281	15	296	278
CA	19339	1524	76	1600	1518
CO	3703	370	15	385	371
CT	1482	134	9	143	128
DC	373	27	3	30	27
DE	384	28	2	30	27
FL	7987	654	35	689	650
GA	5907	315	12	327	309
HI	529	55	2	57	54
IA	1025	115	4	119	113
ID	759	55	1	56	57
IL	4485	381	25	406	375
IN	3197	345	13	358	338
KS	1229	121	2	123	123
KY	1185	104	4	108	100
LA	1087	120	4	124	115
MA	2826	185	11	196	179
MD	2452	233	11	244	232
ME	809	55	2	57	54
MI	5184	366	12	378	358
MN	2031	151	6	157	147
MO	2358	214	13	227	210
MS	713	80	1	81	80

<u>STATE</u>	<u>TOTAL "MEM"</u>	<u>ACTIVE "MEM"</u>	<u>ACTIVE "SUB"</u>	<u>TOTAL "ACTIVE"</u>	<u>TOTAL "BSM"</u>
MT	510	42	2	44	40
NC	3360	288	11	299	285
ND	223	34	1	35	34
NE	661	70	2	72	65
NH	1355	117	7	124	116
NJ	3077	261	12	273	257
NM	1117	91	10	101	91
NV	1914	166	6	172	163
NY	4995	501	26	527	505
OH	5212	513	15	528	497
OK	1037	84	4	88	84
OR	2205	141	11	152	138
PA	5923	459	21	480	458
RI	313	28	1	29	27
SC	1727	140	5	145	142
SD	259	32	0	32	32
TN	2393	194	3	197	193
TX	9051	818	41	859	792
UT	1152	79	6	85	78
VA	4708	495	15	510	482
VT	397	26	2	28	23
WA	4332	314	16	330	313
WI	1945	178	7	185	172
WV	607	41	0	41	43
WY	314	25	0	25	26
XX	653	63	9	72	61

	<u>TOTAL "MEM"</u>	<u>ACTIVE "MEM"</u>	<u>ACTIVE "SUB"</u>	<u>TOTAL "ACTIVE"</u>	<u>TOTAL "BSM"</u>
TOTALS	134974	11399	517	11916	11247

DEFINITIONS: MEM = Member Signed Certificate

Total MEM = Total # Constituents Per State w-Member Signed Certificate

ACTIVE MEM = Current Dues Paying or Lifetime Donor w-Signed Certificate

ACTIVE SUB (ACTIVE NON MEM) = Current Dues Paying or Lifetime Donors Who Have NOT Signed the Certificate (Formerly Called "Subscriber")

TOTAL ACTIVE = Current Dues Paying or Lifetime Donor

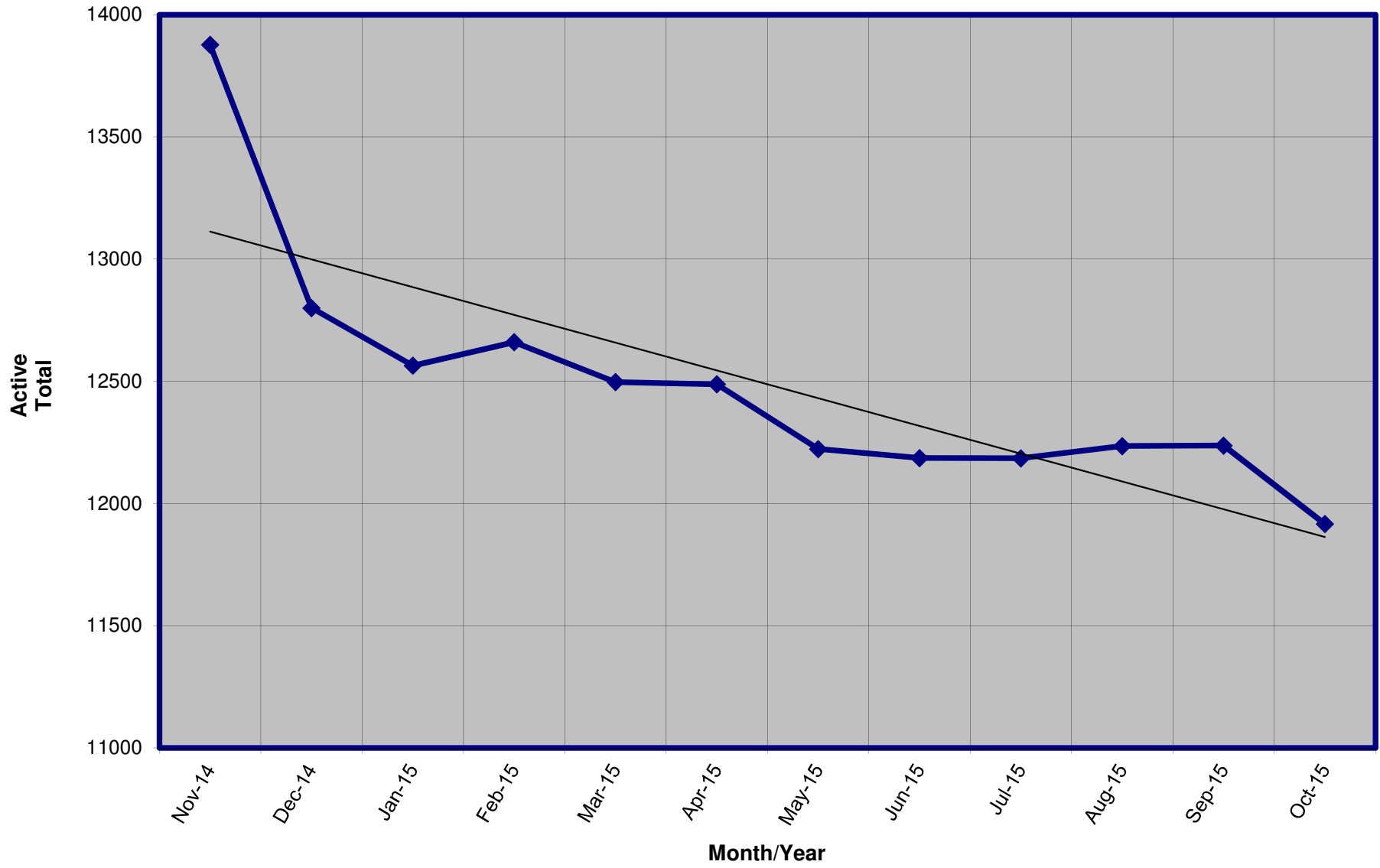
BSM = By Law Definition of "Sustaining Member" and number used for delegate count

(Art 5-3: "Sustaining member" is any Party member who has given at least \$25 to the Party in the prior twelve months, or who is a life member.)

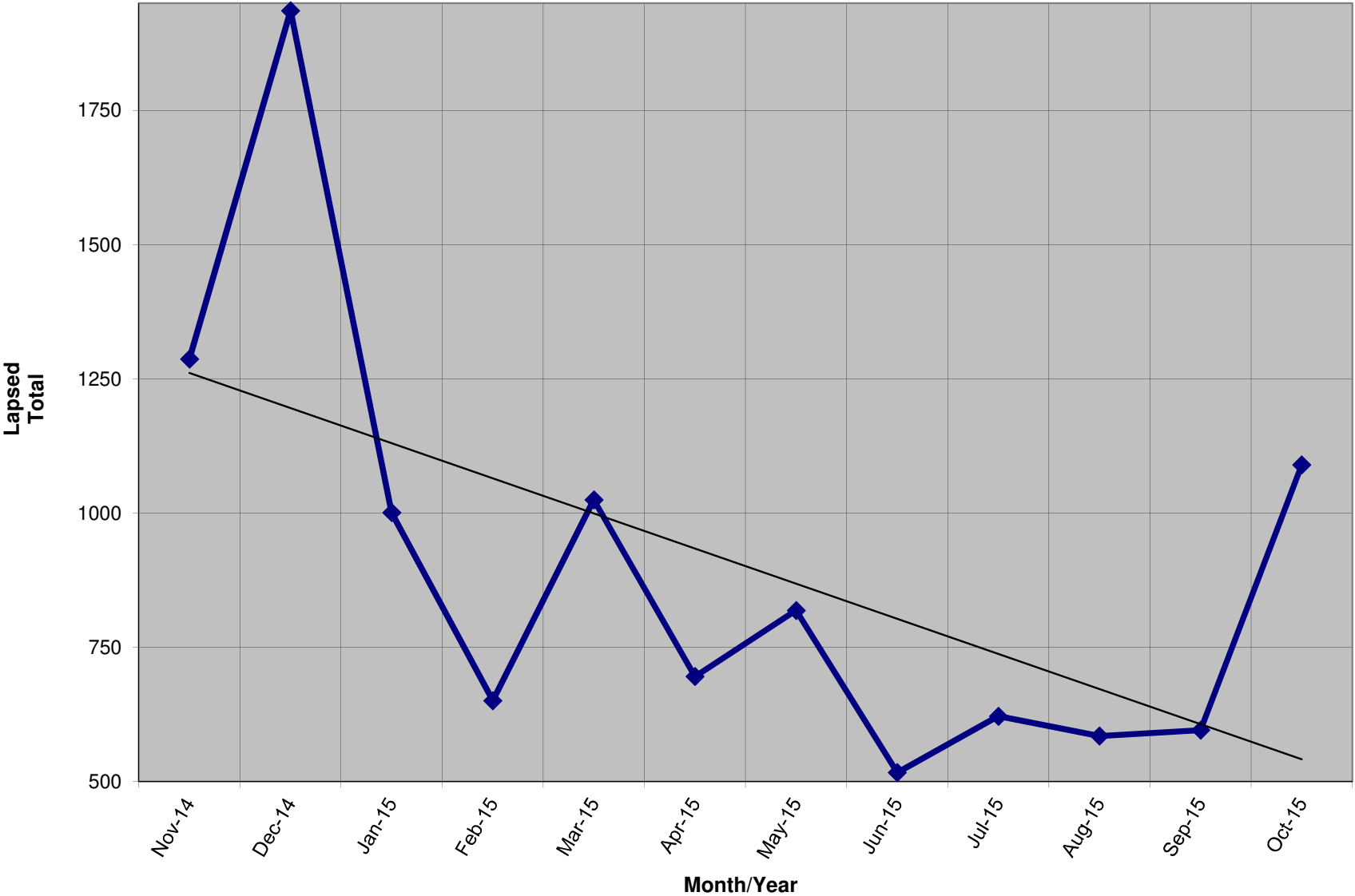
SUSTAINING MEMBERSHIP STATE RANKINGS - "BSM"

<u>State</u>	<u>Total BSM</u>	<u>Rank</u>	<u>State</u>	<u>Total BSM</u>	<u>Rank</u>
CA	1518	1	CT	128	27
TX	792	2	KS	123	28
FL	650	3	NH	116	29
NY	505	4	LA	115	30
OH	497	5	IA	113	31
VA	482	6	KY	100	32
PA	458	7	NM	91	33
IL	375	8	OK	84	34
CO	371	9	MS	80	35
MI	358	10	UT	78	36
IN	338	11	AR	76	37
WA	313	12	NE	65	38
GA	309	13	ID	57	39
NC	285	14	AK	56	40
AZ	278	15	HI	54	41
NJ	257	16	ME	54	42
MD	232	17	WV	43	43
MO	210	18	MT	40	44
TN	193	19	ND	34	45
MA	179	20	SD	32	46
WI	172	21	DC	27	47
NV	163	22	DE	27	48
AL	155	23	RI	27	49
MN	147	24	WY	26	50
SC	142	25	VT	23	51
OR	138	26	XX	61	52

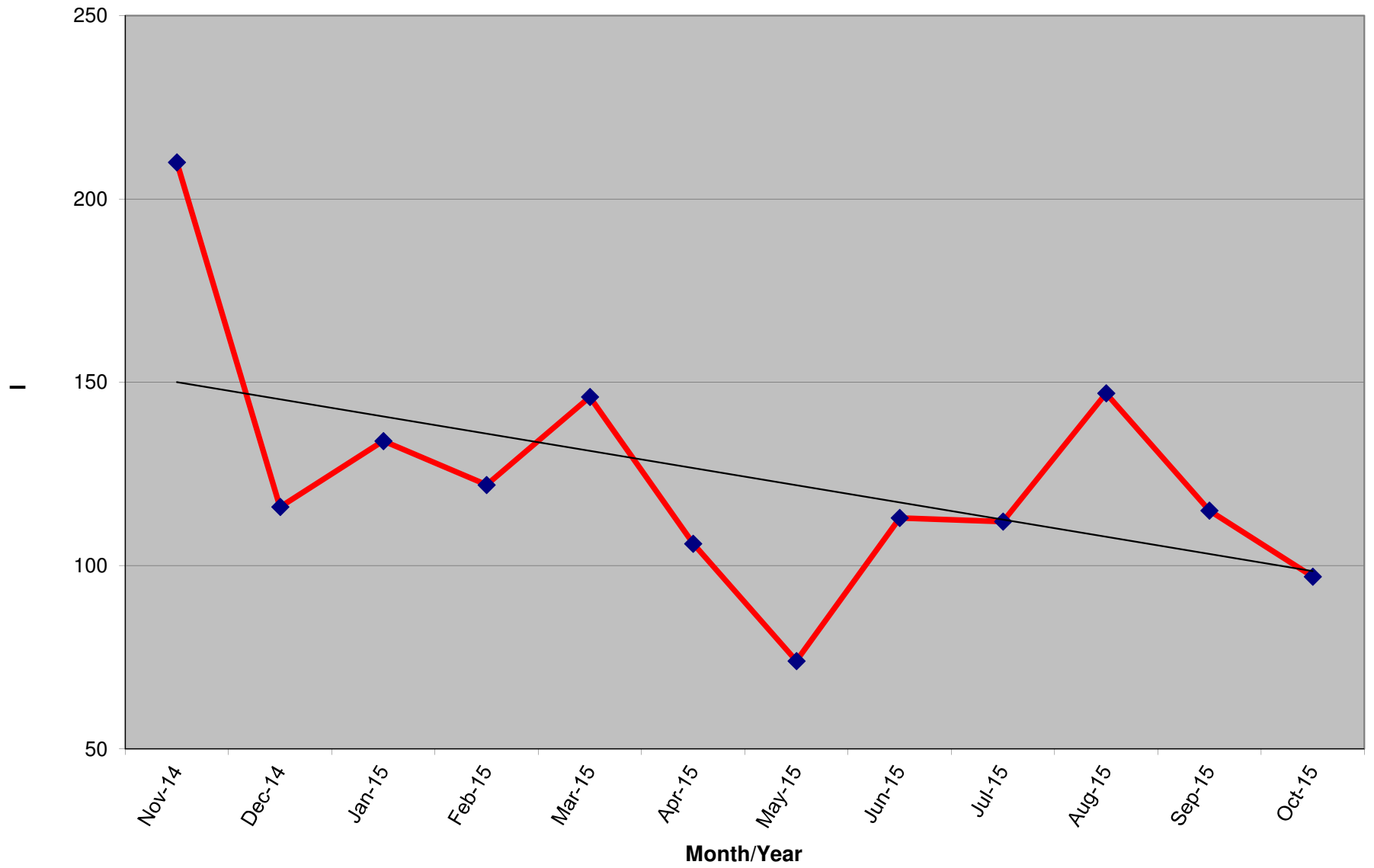
Active Donors - Past 12 Months



Lapsed - Dropped - Donors - Past 12 Months



New Donors Past 12 Months



Renew Donors - Past 12 Months

