

Libertarian National Committee - Membership Report

"Donor" Totals - Aug-16

4 Year & 12 Month Comparison

| | Dec-12 | Dec-13 | Dec-14 | Dec-15 | Aug-15 | Sep-15 | Oct-15 | Nov-15 | Dec-15 | Jan-16 | Feb-16 | Mar-16 | Apr-16 | May-16 | Jun-16 | Jul-16 | Aug-16 |
|----------------------------|----------------|---------------|----------------|----------------|---------------|----------------|----------------|----------------|----------------|----------------|----------------|---------------|----------------|----------------|----------------|----------------|---------------|
| Active w-MEM | 13749 | 13670 | 12053 | 11184 | 11708 | 11715 | 11399 | 11198 | 11184 | 11183 | 11413 | 11824 | 12509 | 14532 | 15477 | 16656 | 17568 |
| Active w/out MEM | 1194 | 967 | 747 | 509 | 527 | 522 | 517 | 513 | 509 | 497 | 514 | 507 | 519 | 787 | 981 | 1223 | 1736 |
| Total Active Donors | 14943 | 14637 | 12800 | 11693 | 12235 | 12237 | 11916 | 11711 | 11693 | 11680 | 11927 | 12331 | 13028 | 15319 | 16458 | 17879 | 19304 |
| Percent Change | 4.30% | -2.05% | -12.55% | -0.15% | 0.41% | 0.02% | -2.62% | -1.72% | -0.15% | -0.11% | 2.11% | 3.39% | 5.65% | 17.59% | 7.44% | 8.63% | 7.97% |
| Lapsed/Drop MEM | 1381 | 1245 | 1733 | 909 | 555 | 568 | 1044 | 679 | 909 | 663 | 612 | 837 | 718 | 465 | 662 | 514 | 681 |
| Lapse w/out MEM | 76 | 82 | 203 | 30 | 30 | 28 | 46 | 29 | 30 | 44 | 40 | 41 | 20 | 10 | 14 | 10 | 24 |
| Lapsed/Drop Total | 1457 | 1327 | 1936 | 939 | 585 | 596 | 1090 | 708 | 939 | 707 | 652 | 878 | 738 | 475 | 676 | 524 | 705 |
| Percent Change | 0.28% | -8.92% | 45.89% | 32.63% | -5.95% | 1.88% | 82.89% | -35.05% | 32.63% | -24.71% | -7.78% | 34.66% | -15.95% | -35.64% | 42.32% | -22.49% | 34.54% |
| New Donors w-MEM | 240 | 267 | 110 | 103 | 137 | 103 | 87 | 104 | 103 | 145 | 308 | 524 | 675 | 1393 | 1184 | 1181 | 1054 |
| New w/out MEM | 38 | 168 | 6 | 6 | 10 | 12 | 10 | 10 | 6 | 3 | 15 | 22 | 31 | 176 | 163 | 230 | 535 |
| New Total | 278 | 435 | 116 | 109 | 147 | 115 | 97 | 114 | 109 | 148 | 323 | 546 | 706 | 1569 | 1347 | 1411 | 1589 |
| Percent Change | -1.42% | 56.47% | -73.33% | -4.39% | 31.25% | -21.77% | -15.65% | 17.53% | -4.39% | 35.78% | 118.24% | 69.04% | 29.30% | 122.24% | -14.15% | 4.75% | 12.62% |
| Renewed w-MEM | 708 | 966 | 729 | 792 | 477 | 472 | 641 | 374 | 792 | 517 | 534 | 724 | 728 | 1095 | 423 | 512 | 539 |
| Renewed w/out MEM | 57 | 55 | 14 | 20 | 11 | 11 | 31 | 15 | 20 | 29 | 42 | 12 | 1 | 102 | 45 | 22 | 2 |
| Total Renewals | 765 | 1021 | 743 | 812 | 488 | 483 | 672 | 389 | 812 | 546 | 576 | 736 | 729 | 1197 | 468 | 534 | 541 |
| Percent Change | -20.40% | 33.46% | -27.23% | 108.74% | -4.13% | -1.02% | 39.13% | -42.11% | 108.74% | -32.76% | 5.49% | 27.78% | -0.95% | 64.20% | -60.90% | 14.10% | 1.31% |
| Total "MEM" | 126900 | 130507 | 133400 | 135197 | 134779 | 134870 | 134974 | 135104 | 135197 | 135417 | 135980 | 136797 | 137539 | 139513 | 140413 | 141889 | 143319 |
| Percent Change | 4.14% | 2.84% | 2.22% | 0.07% | 0.12% | 0.07% | 0.08% | 0.10% | 0.07% | 0.16% | 0.42% | 0.60% | 0.54% | 1.44% | 0.65% | 1.05% | 1.01% |
| Total "LIFETIME" | 2208 | 2295 | 2446 | 2458 | 2456 | 2456 | 2456 | 2457 | 2458 | 2459 | 2461 | 2461 | 2473 | 2501 | 2514 | 2531 | 2554 |
| Total "BSM" | 13824 | 13869 | 12526 | 11045 | 11612 | 11593 | 11247 | 11173 | 11045 | 11112 | 11400 | 11768 | 12461 | 14554 | 15448 | 16759 | 17541 |

Last Year vs. This Year

| | Aug-15 | Aug-16 | Change | 12 Mo Ave | | |
|----------------------------|--------------|--------------|---------------|--------------|---|--------|
| Active w-MEM | 11708 | 17568 | 50.05% | 13055 | <u>Active Donors w-MEM =</u> | 17568 |
| Active w/out MEM | 527 | 1736 | 229.41% | 735 | <u>Lapsed & Zero Dues MEM =</u> | 125751 |
| Total Active Donors | 12235 | 19304 | 57.78% | 13790 | <u>Total "MEM" w-Signed Certificate =</u> | 143319 |
| Lapsed/Dropped | 585 | 705 | 20.51% | 724 | <u>Member Signed Certificate =</u> | "MEM" |
| New Donors | 147 | 1589 | 980.95% | 673 | <u>Total "BSM" =</u> | 17541 |
| Renewals | 488 | 541 | 10.86% | 640 | <u>Bylaws Defined Sustaining Member =</u> | "BSM" |

Aug-16 MEMBERSHIP BY STATE --- ACTIVE AND NON ACTIVE

| STATE | TOTAL "MEM" | ACTIVE "MEM" | ACTIVE "SUB" | TOTAL "ACTIVE" | TOTAL "BSM" |
|-------|-------------|--------------|--------------|----------------|-------------|
| AK | 701 | 83 | 4 | 87 | 81 |
| AL | 1882 | 253 | 17 | 270 | 253 |
| AR | 954 | 121 | 11 | 132 | 119 |
| AZ | 3347 | 394 | 39 | 433 | 389 |
| CA | 19925 | 1958 | 213 | 2171 | 1944 |
| CO | 3952 | 554 | 63 | 617 | 547 |
| CT | 1564 | 199 | 31 | 230 | 193 |
| DC | 415 | 45 | 7 | 52 | 51 |
| DE | 415 | 50 | 6 | 56 | 53 |
| FL | 8476 | 1021 | 124 | 1145 | 1026 |
| GA | 6206 | 552 | 59 | 611 | 549 |
| HI | 565 | 84 | 8 | 92 | 83 |
| IA | 1112 | 177 | 9 | 186 | 176 |
| ID | 793 | 74 | 8 | 82 | 73 |
| IL | 4751 | 609 | 68 | 677 | 614 |
| IN | 3465 | 545 | 34 | 579 | 553 |
| KS | 1298 | 171 | 9 | 180 | 172 |
| KY | 1279 | 173 | 7 | 180 | 172 |
| LA | 1180 | 169 | 17 | 186 | 173 |
| MA | 2989 | 307 | 40 | 347 | 297 |
| MD | 2613 | 350 | 37 | 387 | 351 |
| ME | 843 | 80 | 10 | 90 | 82 |
| MI | 5441 | 593 | 40 | 633 | 596 |
| MN | 2180 | 278 | 36 | 314 | 276 |
| MO | 2537 | 353 | 21 | 374 | 351 |
| MS | 772 | 101 | 7 | 108 | 101 |

| STATE | TOTAL "MEM" | ACTIVE "MEM" | ACTIVE "SUB" | TOTAL "ACTIVE" | TOTAL "BSM" |
|-------|-------------|--------------|--------------|----------------|-------------|
| MT | 538 | 71 | 6 | 77 | 68 |
| NC | 3588 | 444 | 52 | 496 | 449 |
| ND | 255 | 52 | 5 | 57 | 53 |
| NE | 711 | 110 | 5 | 115 | 110 |
| NH | 1433 | 182 | 17 | 199 | 182 |
| NJ | 3228 | 367 | 45 | 412 | 359 |
| NM | 1194 | 159 | 22 | 181 | 155 |
| NV | 1974 | 202 | 25 | 227 | 206 |
| NY | 5358 | 772 | 92 | 864 | 771 |
| OH | 5549 | 736 | 46 | 782 | 741 |
| OK | 1140 | 155 | 14 | 169 | 153 |
| OR | 2280 | 187 | 34 | 221 | 185 |
| PA | 6225 | 668 | 77 | 745 | 675 |
| RI | 336 | 48 | 7 | 55 | 47 |
| SC | 1988 | 276 | 20 | 296 | 276 |
| SD | 281 | 45 | 4 | 49 | 46 |
| TN | 2633 | 408 | 18 | 426 | 400 |
| TX | 9787 | 1379 | 132 | 1511 | 1372 |
| UT | 1242 | 149 | 17 | 166 | 146 |
| VA | 5145 | 791 | 69 | 860 | 799 |
| VT | 422 | 45 | 5 | 50 | 43 |
| WA | 4598 | 543 | 52 | 595 | 547 |
| WI | 2106 | 299 | 27 | 326 | 295 |
| WV | 641 | 62 | 4 | 66 | 64 |
| WY | 327 | 38 | 1 | 39 | 38 |
| XX | 685 | 86 | 15 | 101 | 86 |

SUSTAINING MEMBERSHIP STATE RANKINGS - "BSM"

| State | Total BSM | Rank | State | Total BSM | Rank |
|-------|-----------|------|-------|-----------|------|
| CA | 1944 | 1 | OR | 185 | 27 |
| TX | 1372 | 2 | NH | 182 | 28 |
| FL | 1026 | 3 | IA | 176 | 29 |
| VA | 799 | 4 | LA | 173 | 30 |
| NY | 771 | 5 | KS | 172 | 31 |
| OH | 741 | 6 | KY | 172 | 32 |
| PA | 675 | 7 | NM | 155 | 33 |
| IL | 614 | 8 | OK | 153 | 34 |
| MI | 596 | 9 | UT | 146 | 35 |
| IN | 553 | 10 | AR | 119 | 36 |
| GA | 549 | 11 | NE | 110 | 37 |
| CO | 547 | 12 | MS | 101 | 38 |
| WA | 547 | 13 | HI | 83 | 39 |
| NC | 449 | 14 | ME | 82 | 40 |
| TN | 400 | 15 | AK | 81 | 41 |
| AZ | 389 | 16 | ID | 73 | 42 |
| NJ | 359 | 17 | MT | 68 | 43 |
| MD | 351 | 18 | WV | 64 | 44 |
| MO | 351 | 19 | DE | 53 | 45 |
| MA | 297 | 20 | ND | 53 | 46 |
| WI | 295 | 21 | DC | 51 | 47 |
| MN | 276 | 22 | RI | 47 | 48 |
| SC | 276 | 23 | SD | 46 | 49 |
| AL | 253 | 24 | VT | 43 | 50 |
| NV | 206 | 25 | WY | 38 | 51 |
| CT | 193 | 26 | XX | 86 | 52 |

| | TOTAL "MEM" | ACTIVE "MEM" | ACTIVE "SUB" | TOTAL "ACTIVE" | TOTAL "BSM" |
|---------------|---------------|--------------|--------------|----------------|--------------|
| TOTALS | 143319 | 17568 | 1736 | 19304 | 17541 |

DEFINITIONS: MEM = Member Signed Certificate

Total MEM = Total # Constituents Per State w-Member Signed Certificate

ACTIVE MEM = Current Dues Paying or Lifetime Donor w-Signed Certificate

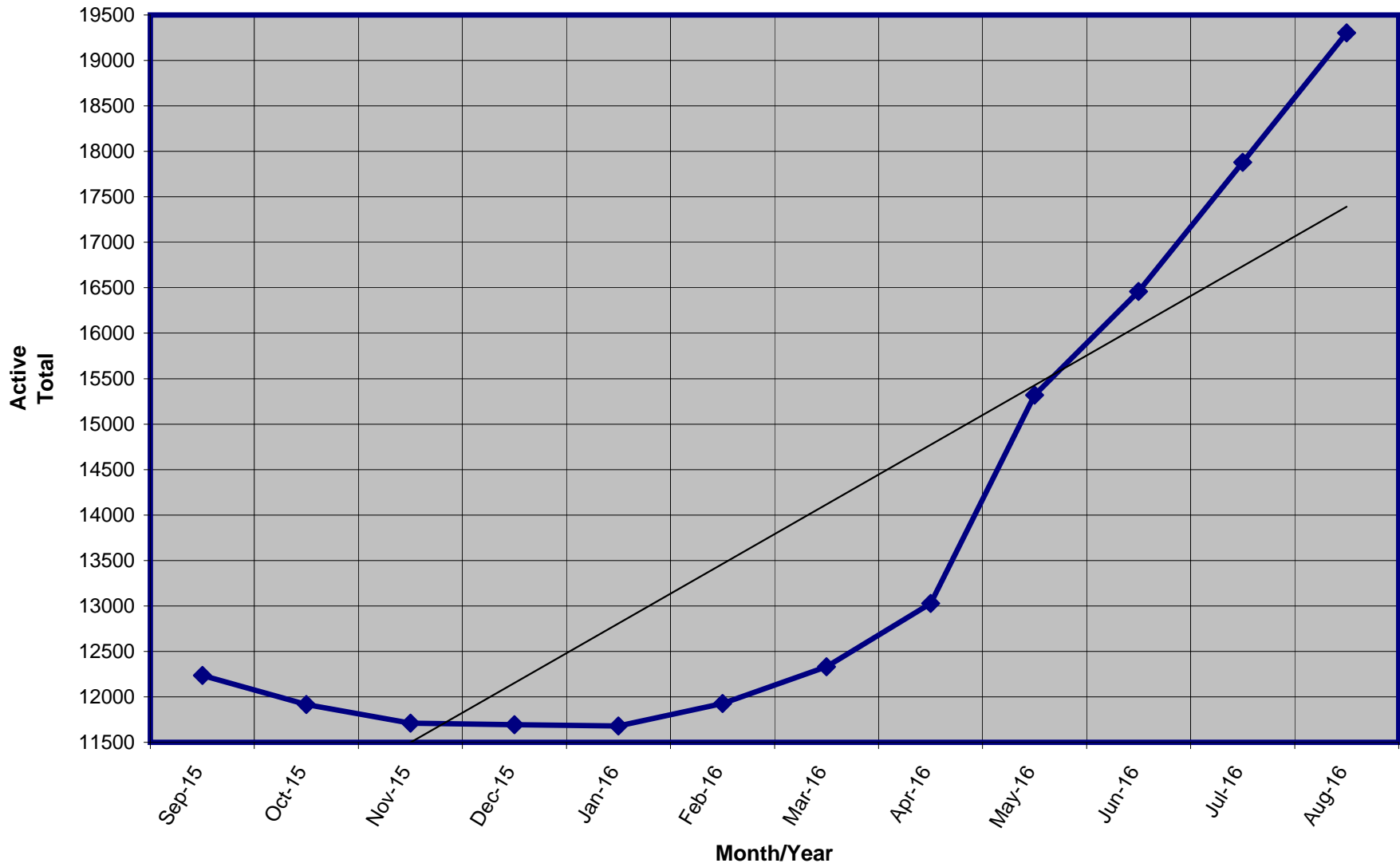
ACTIVE SUB (ACTIVE NON MEM) = Current Dues Paying or Lifetime Donors Who Have NOT Signed the Certificate (Formerly Called "Subscriber")

TOTAL ACTIVE = Current Dues Paying or Lifetime Donor

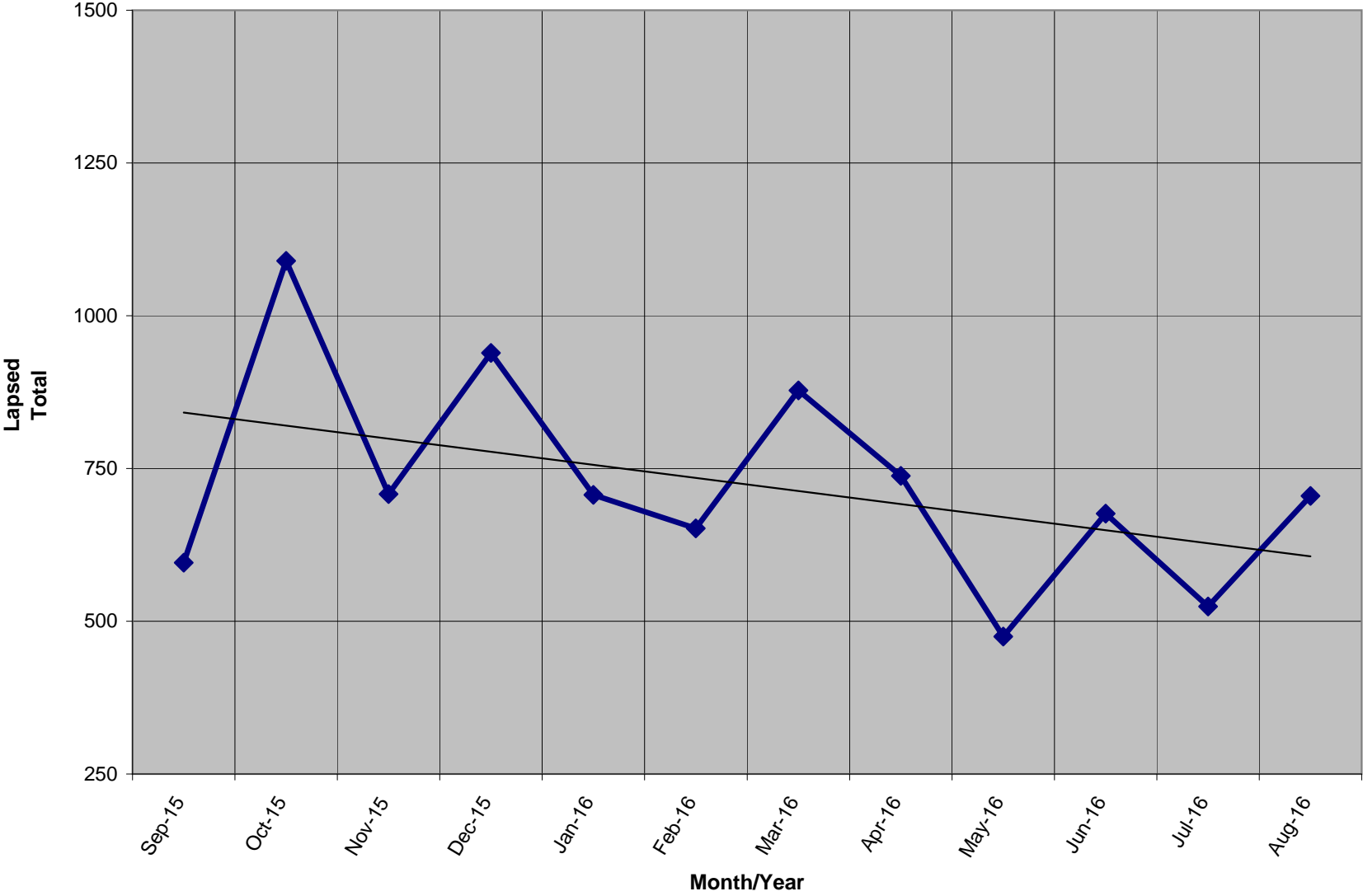
BSM = By Law Definition of "Sustaining Member" and number used for delegate count

(Art 5-3: "Sustaining member" is any Party member who has given at least \$25 to the Party in the prior twelve months, or who is a life member.)

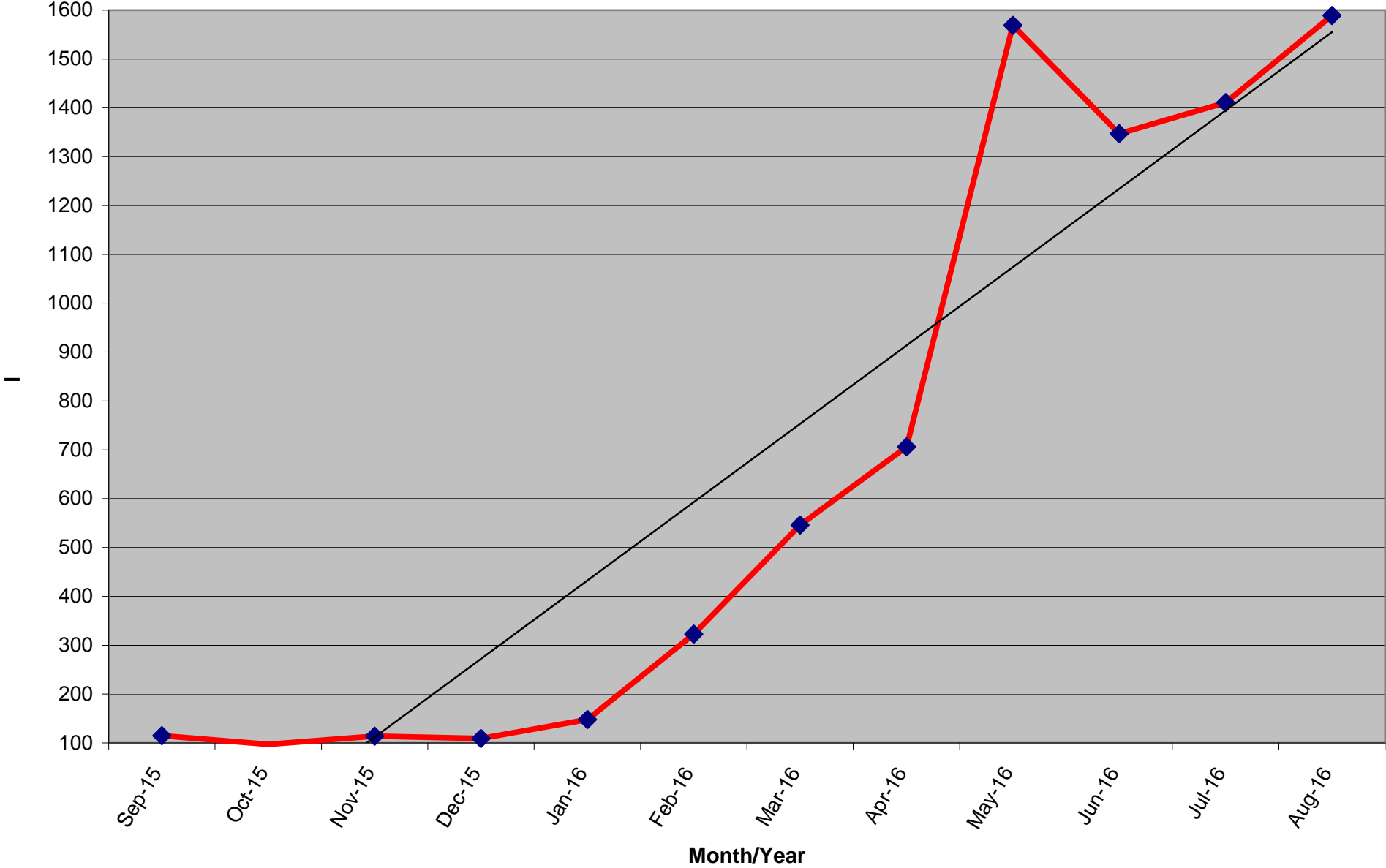
Active Donors - Past 12 Months



Lapsed - Dropped - Donors - Past 12 Months



New Donors Past 12 Months



Renew Donors - Past 12 Months

