

Libertarian National Committee

"Donor" Totals - Jul-06

18 Month Comparison

	Feb-05	Mar-05	Apr-05	May-05	Jun-05	Jul-05	Aug-05	Sep-05	Oct-05	Nov-05	Dec-05	Jan-06	Feb-06	Mar-06	Apr-06	May-06	Jun-06	Jul-06
Active w-MEM	20247	20537	20326	19755	19402	18936	18538	18082	17830	15896	15575	14795	14097	13664	13620	13168	12541	12047
Active w/out MEM	1993	2169	2233	2179	2232	2254	2255	2158	2165	2004	1838	1797	1890	1770	1403	1322	1175	1034
Total	22240	22706	22559	21934	21634	21190	20793	20240	19995	17900	17413	16592	15987	15434	15023	14490	13716	13081
Percent Change	0.32%	2.10%	-0.65%	-2.77%	-1.37%	-2.05%	-1.87%	-2.66%	-1.21%	-10.48%	-2.72%	-4.71%	-3.65%	-3.46%	-2.66%	-3.55%	-5.34%	-4.63%
Lapsed MEM	583	1270	1354	1208	1607	1310	1338	1192	2114	2825	1696	970	801	1236	737	1132	1223	1117
Lapses w/out MEM	66	129	159	137	272	165	175	105	151	207	125	97	206	239	439	155	535	178
Lapsed Total	649	1399	1513	1345	1879	1475	1513	1297	2265	3032	1821	1067	1007	1475	1176	1287	1758	1295
Percent Change	-13.47%	115.56%	8.15%	-11.10%	39.70%	-21.50%	2.58%	-14.28%	74.63%	33.86%	-39.94%	-41.41%	-5.62%	46.47%	-20.27%	9.44%	36.60%	-26.34%
New Donors w-MEM	129	174	167	242	319	201	187	169	167	135	175	111	231	132	102	132	124	109
New w/out MEM	134	163	22	60	152	98	88	8	26	5	3	3	4	0	0	0	0	0
New Total	263	337	189	302	471	299	275	177	193	140	178	114	235	132	102	132	124	109
Percent Change	27.67%	28.14%	-43.92%	59.79%	55.96%	-36.52%	-8.03%	-35.64%	9.04%	-27.46%	27.14%	-35.96%	106.14%	-43.83%	-22.73%	29.41%	-6.06%	-12.10%
Renewed w-MEM	402	1386	976	395	935	643	753	567	1695	756	956	79	128	671	591	548	472	514
Renewed w/out MEM	56	142	201	23	173	89	88	0	132	41	63	53	295	119	72	74	388	37
Total Renewals	458	1528	1177	418	1108	732	841	567	1827	797	1019	132	423	790	663	622	860	551
Percent Change	-14.39%	233.62%	-22.97%	-64.49%	165.07%	-33.94%	14.89%	-32.58%	222.22%	-56.38%	27.85%	-87.05%	220.45%	86.76%	-16.08%	-6.18%	38.26%	-35.93%
Active MEM	20247	20537	20326	19755	19402	18936	18538	18082	17830	15896	15575	14795	14097	13664	13620	13168	12541	12047
Zero Dues MEM	n/a	n/a	n/a	n/a	n/a	n/a	n/a	n/a	n/a	n/a	83083	83516	84327	85648	85820	86780	88936	89826
Total "MEM"	n/a	n/a	n/a	n/a	n/a	n/a	n/a	n/a	n/a	n/a	98658	98311	98424	99312	99440	99948	101477	101873
Percent Change	n/a	n/a	n/a	n/a	n/a	n/a	n/a	n/a	n/a	n/a	n/a	-0.35%	0.11%	0.90%	0.13%	0.51%	1.53%	0.39%

Last Year vs. This Year

	Jul-05	Jul-06		
Active w-MEM	18936	12047	Active Donors w-MEM =	<u>12047</u>
Active w/out MEM	2254	1034	Lapsed & Zero Dues MEM =	<u>89826</u>
Total Active	21190	13081	Total "MEM" w-Signed Certificate =	<u>101873</u>
Percent Change		-38.27%	Member Signed Certificate =	"MEM"
Lapsed	1475	1295		
Percent Change		-12.20%		
New Donors	299	109		
Percent Change		-63.55%		
Renewals	732	551		
Percent Change		-24.73%		

July-06 MEMBERSHIP BY STATE --- ACTIVE AND NON ACTIVE

<u>STATE</u>	<u>TOTAL "MEM"</u>	<u>NON ACTIVE "MEM"</u>	<u>ACTIVE "MEM"</u>	<u>ACTIVE "SUB"</u>	<u>TOTAL "ACTIVE"</u>
AL	1183	1017	166	9	175
AK	582	510	72	6	78
AZ	2349	2075	274	25	299
AR	609	558	51	3	54
CA	17216	15342	1874	162	2036
CO	2689	2336	353	42	395
CT	1124	979	145	14	159
DE	293	249	44	4	48
DC	288	260	28	8	36
FL	5787	5065	722	71	793
GA	4779	4294	485	36	521
HI	399	348	51	7	58
ID	565	518	47	3	50
IL	3385	2946	439	35	474
IN	2279	1969	310	24	334
IA	742	633	109	6	115
KS	927	809	118	10	128
KY	764	674	90	6	96
LA	711	621	90	6	96
ME	648	590	58	5	63
MD	1836	1577	259	33	292
MA	2423	2184	239	30	269
MI	4299	3822	477	34	511
MN	1475	1285	190	15	205
MS	433	394	39	9	48
MO	1568	1374	194	20	214

<u>STATE</u>	<u>TOTAL "MEM"</u>	<u>NON ACTIVE "MEM"</u>	<u>ACTIVE "MEM"</u>	<u>ACTIVE "SUB"</u>	<u>TOTAL "ACTIVE"</u>
MT	376	338	38	4	42
NE	417	365	52	3	55
NV	1337	1185	152	10	162
NH	1118	972	146	12	158
NJ	2441	2178	263	28	291
NM	893	791	102	6	108
NY	3550	3102	448	44	492
NC	2322	2042	280	14	294
ND	117	106	11	0	11
OH	3393	2933	460	35	495
OK	698	619	79	5	84
OR	1828	1642	186	18	204
PA	4651	4107	544	45	589
RI	203	180	23	0	23
SC	1119	1000	119	8	127
SD	177	148	29	1	30
TN	1612	1398	214	6	220
TX	6000	5255	745	65	810
UT	853	782	71	7	78
VT	341	305	36	8	44
VA	3057	2633	424	34	458
WA	3502	3102	400	19	419
WV	478	426	52	1	53
WI	1403	1234	169	16	185
WY	242	212	30	1	31
OTHER	392	342	50	21	71

	<u>TOTAL "MEM"</u>	<u>NON ACTIVE "MEM"</u>	<u>ACTIVE "MEM"</u>	<u>ACTIVE "SUB"</u>	<u>TOTAL "ACTIVE"</u>
TOTALS	101873	89826	12047	1034	13081

DEFINITIONS: MEM = Member Signed Certificate

Total MEM = Total # Constituents Per State w-Member Signed Certificate

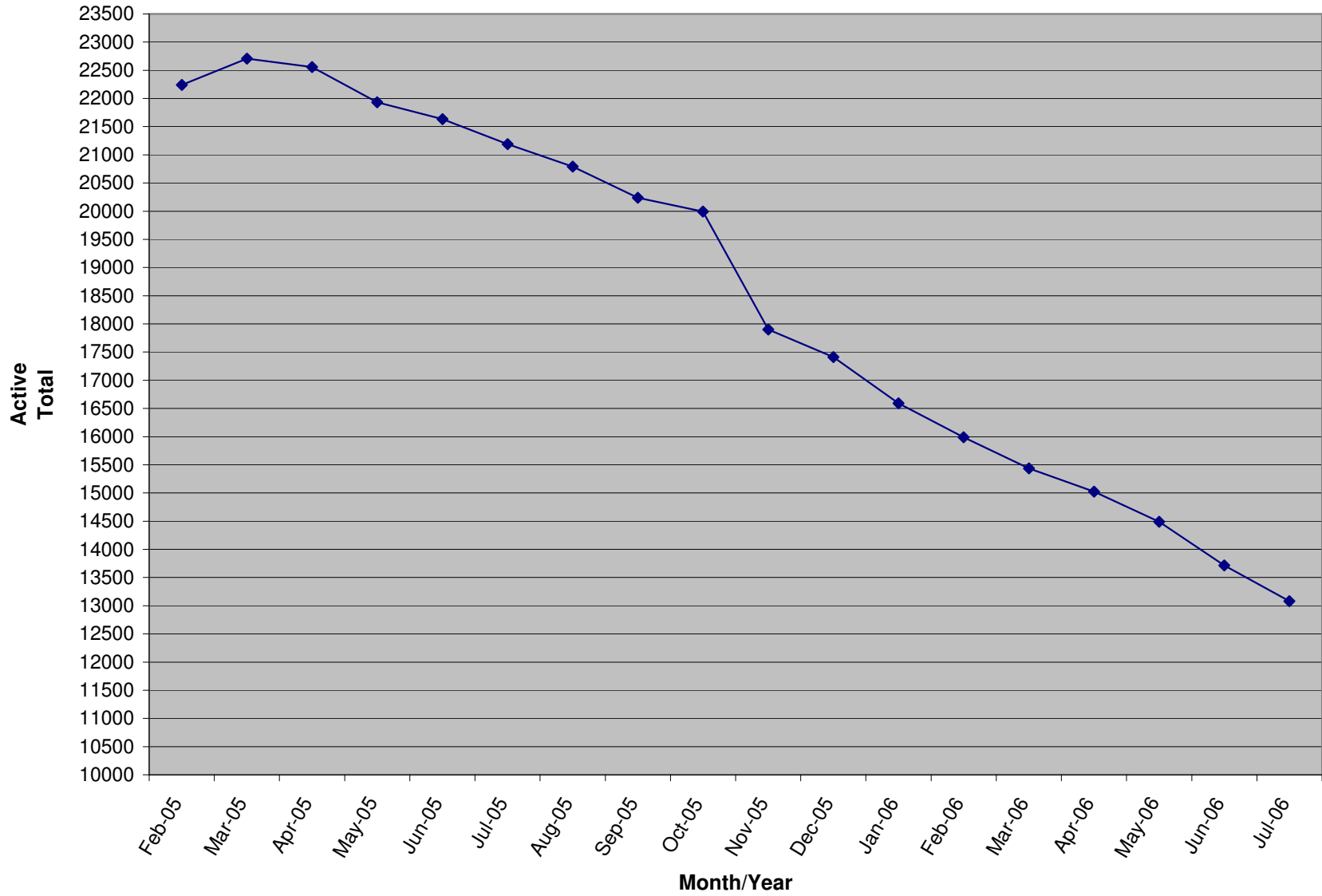
NON ACTIVE MEM = Const w-Signed Certificate who are Lapsed or Inquires ("Zero Dues Member")

ACTIVE MEM = Current Dues Paying or Lifetime Donor w-Signed Certificate (Formerly Called "Member" and number used for delegate count)

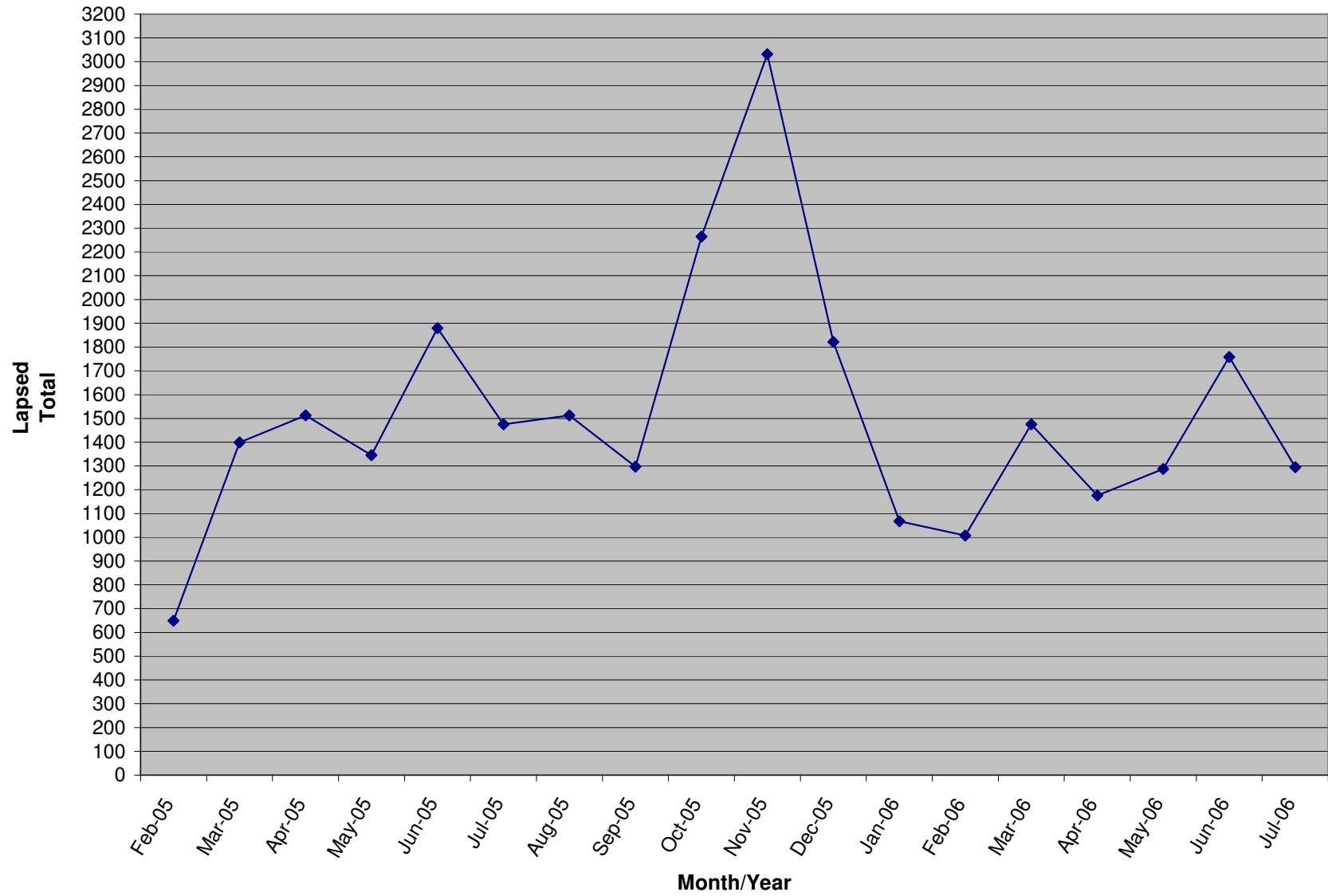
ACTIVE SUB (ACTIVE NON MEM) = Current Dues Paying or Lifetime Donors Whoe Have NOT Signed the Certificate (Formerly Called "Subscriber")

TOTAL ACTIVE = Current Dues Paying or Lifetime Donor

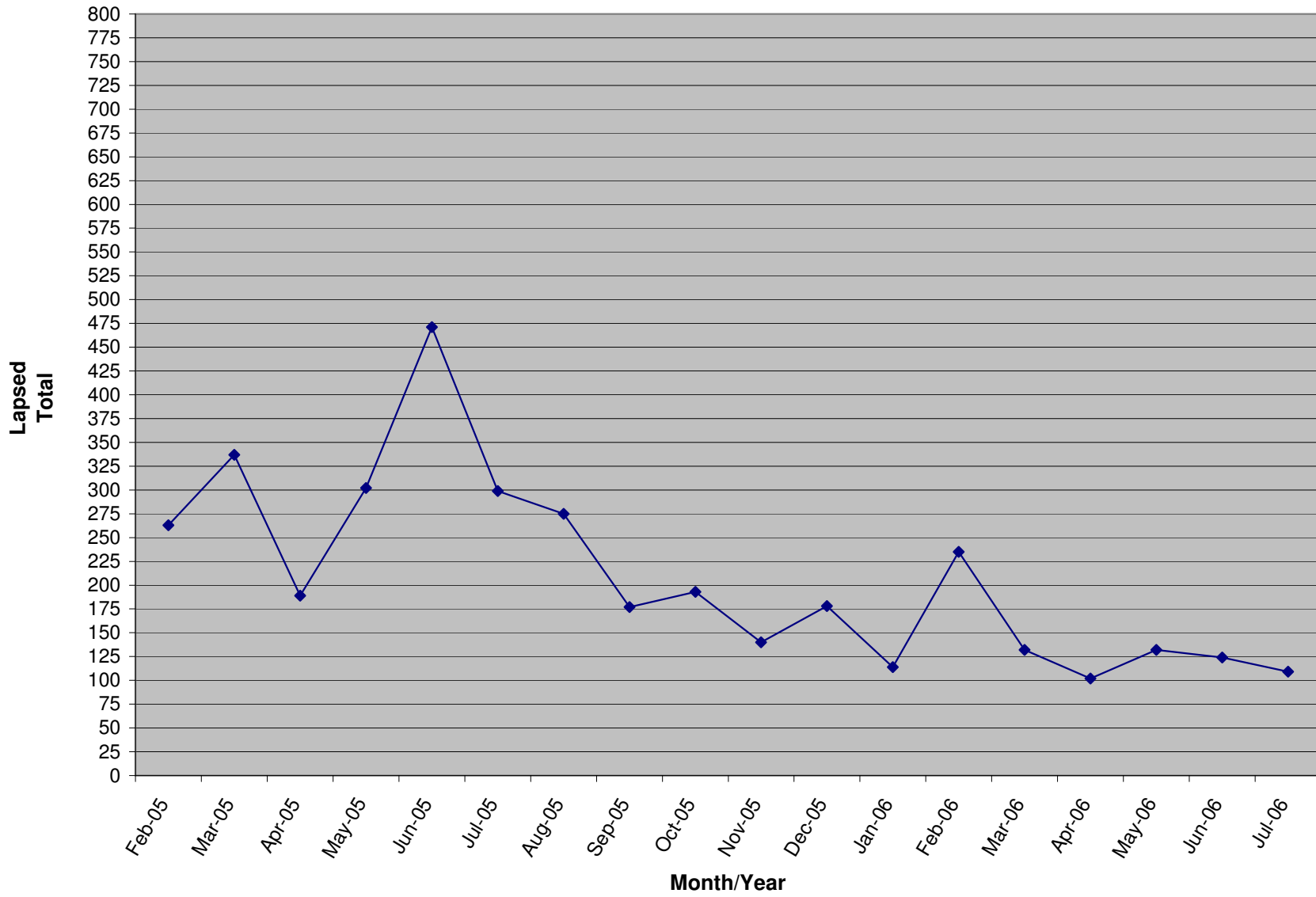
Active Donors



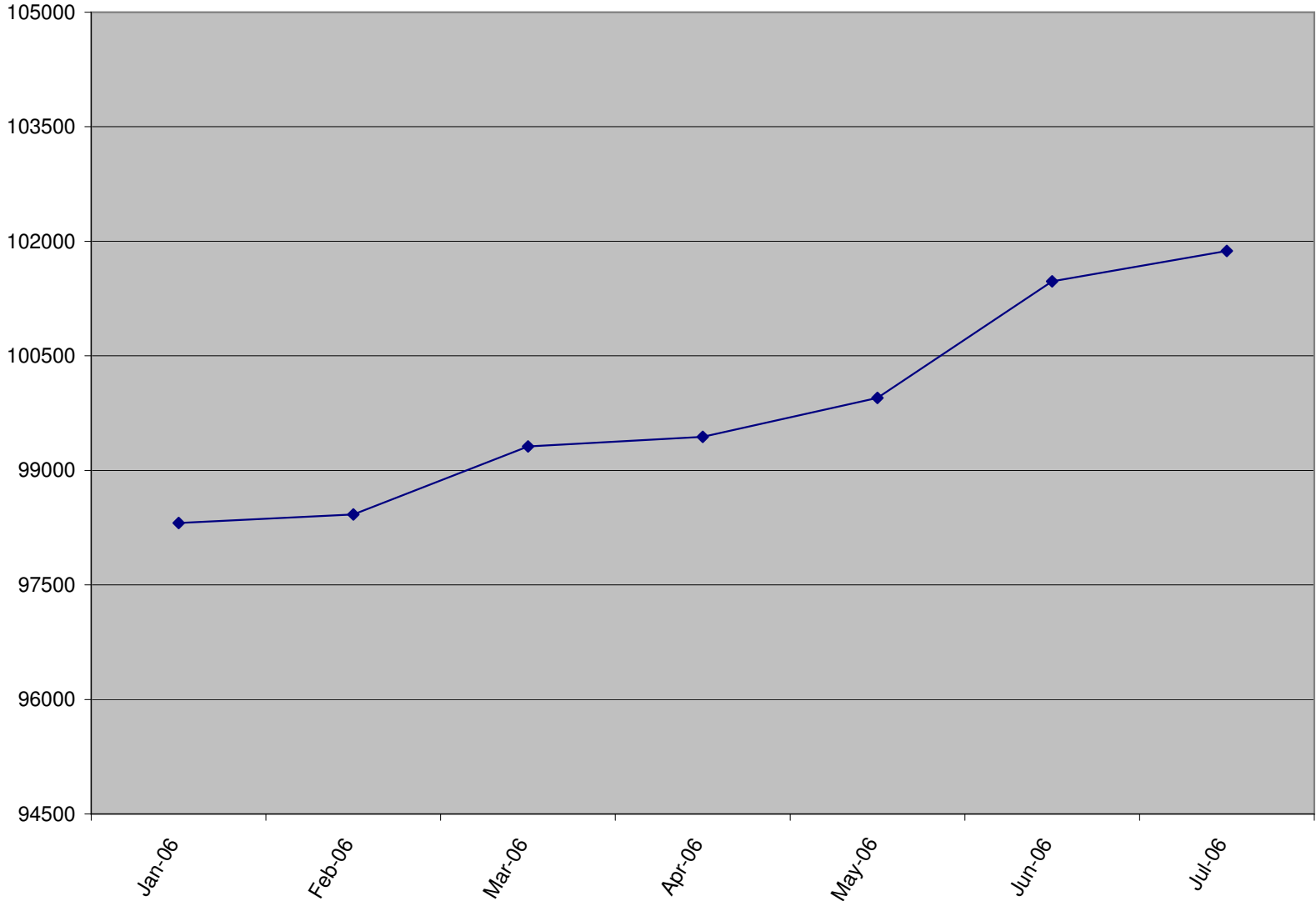
Lapsed Donors



New Donors



MEM Total



Month/Year