

Libertarian National Committee
Membership Totals - December 2004

16 Month Comparison

	Sep-03	Oct-03	Nov-03	Dec-03	Jan-04	Feb-04	Mar-04	Apr-04	May-04	Jun-04	Jul-04	Aug-04	Sep-04	Oct-04	Nov-04	Dec-04
Members	20126	19968	19708	19410	19084	18826	19276	19107	19306	19834	19982	19747	19830	19913	19929	20283
Subscribers	1712	1637	1593	1633	1657	1821	1956	1977	1944	2087	1936	1961	1930	1898	1907	1894
Total	21838	21605	21301	21043	20741	20647	21232	21084	21250	21921	21918	21708	21760	21811	21836	22177
Percent Change	NA	-1.07%	-1.41%	-1.21%	-1.44%	-0.45%	2.83%	-0.70%	0.79%	3.16%	-0.01%	-0.96%	0.24%	0.23%	0.11%	1.56%
Lapsed Members	439	603	429	448	487	365	491	476	404	395	488	556	496	743	618	558
Lapsed Subscribers	71	70	51	39	54	41	68	25	47	46	62	71	56	83	52	106
Lapsed Total	510	673	480	487	541	406	559	501	451	441	550	627	552	826	670	664
Percent Change	NA	31.96%	-28.68%	1.46%	11.09%	-24.95%	37.68%	-10.38%	-9.98%	-2.22%	24.72%	14.00%	-11.96%	49.64%	-18.89%	-0.90%
New Members	145	216	148	140	220	221	259	206	242	232	293	201	88	706	348	341
New Subscribers	28	36	22	52	48	49	97	104	75	111	84	75	16	5	0	2
New Total	173	252	170	192	268	270	356	310	317	343	377	276	104	711	348	343
Percent Change	NA	45.66%	-32.54%	12.94%	39.58%	0.75%	31.85%	-12.92%	2.26%	8.20%	9.91%	-26.79%	-62.32%	583.65%	-51.05%	-1.44%
Renewed Memberships	NA	NA	NA	NA	NA	NA	NA	NA	NA	NA	NA	NA	491	120	286	571
Renewed Subscriptions	NA	NA	NA	NA	NA	NA	NA	NA	NA	NA	NA	NA	9	46	61	91
Total Renewals	NA	NA	NA	NA	NA	NA	NA	NA	NA	NA	NA	NA	500	166	347	662
Percent Change	NA	NA	NA	NA	NA	NA	NA	NA	NA	NA	NA	NA	NA	-66.80%	109.04%	90.78%

December 2003 Versus December 2004

	Dec-03	Dec-04
Members	19410	20283
Subscribers	1633	1894
Total	21043	22177
Percent Change		5.39%
Lapsed	487	664
Percent Change		36.34%
New	192	343

*August 2003 to August 2004 Membership/Subscriber numbers taken from FoxPro

**September 2004 to November 2004 Membership/Subscriber numbers taken from Raiser's Edge

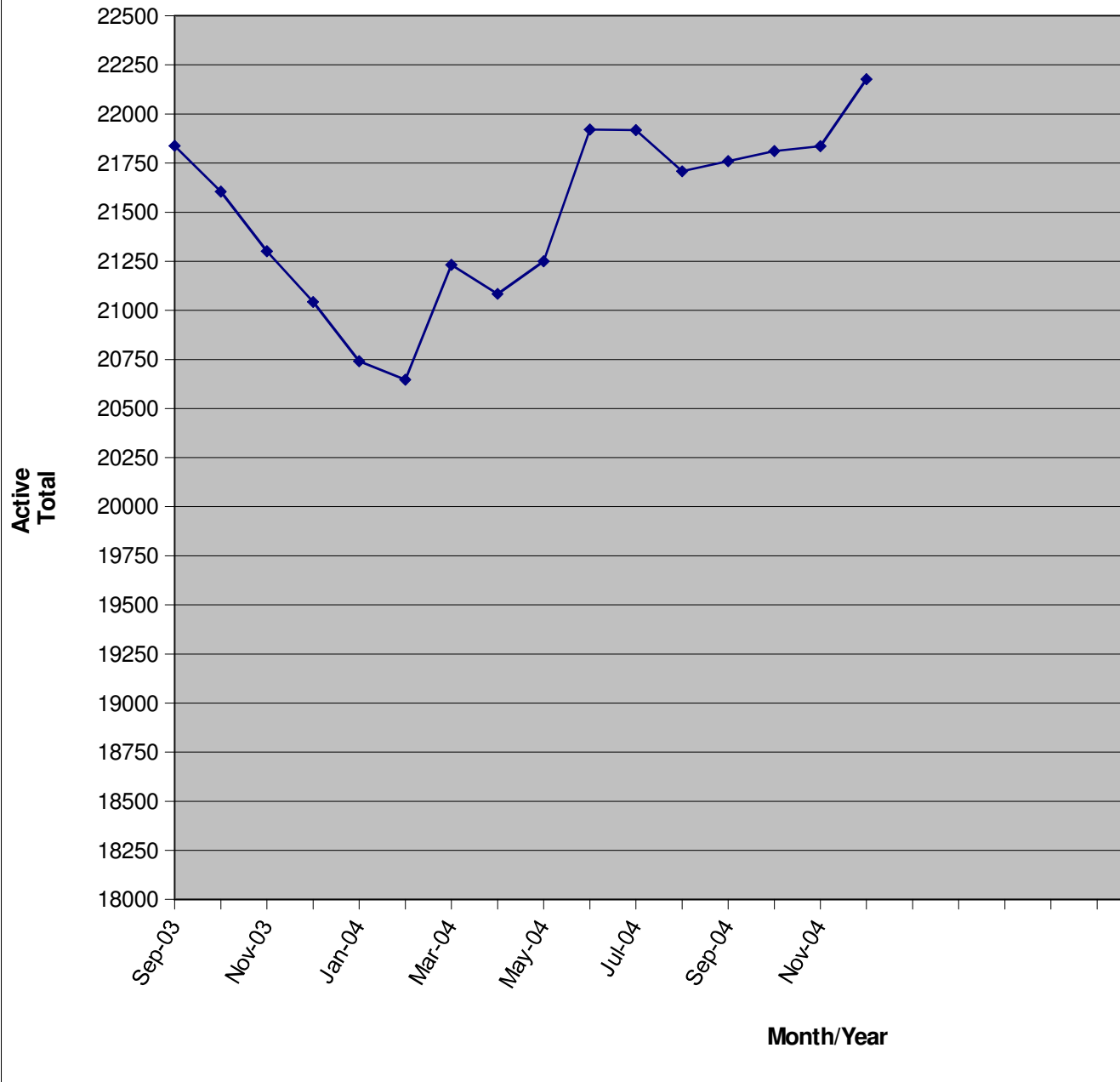
***August 2003 to November 2004 Lapsed numbers taken from Raiser's Edge

****August 2003 to November 2004 New numbers taken from Raiser's Edge

*****August 2003 to August 2004 Renewal numbers NOT calculated due to the mixing of FoxPro data with Raiser's Edge data

*****September 2003 to November 2004 Renewal numbers calculated by equation

Active Membership

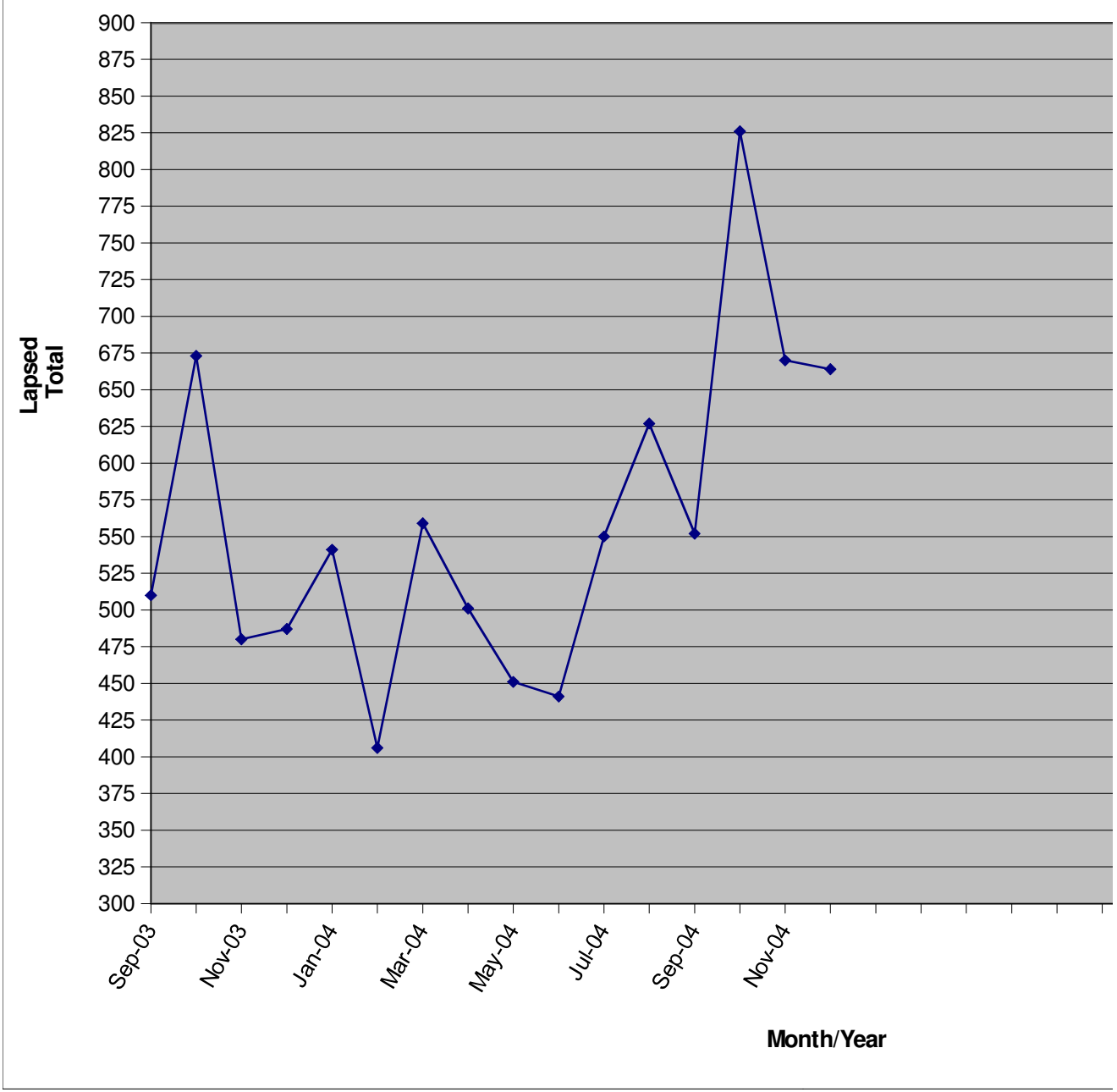


	Sep-03	Oct-03	Nov-03	Dec-03	Jan-04	Feb-04	Mar-04	Apr-04	May-04
Total	21838	21605	21301	21043	20741	20647	21232	21084	21250



Jun-04	Jul-04	Aug-04	Sep-04	Oct-04	Nov-04	Dec-04
21921	21918	21708	21760	21811	21836	22177

Lapsed Membership

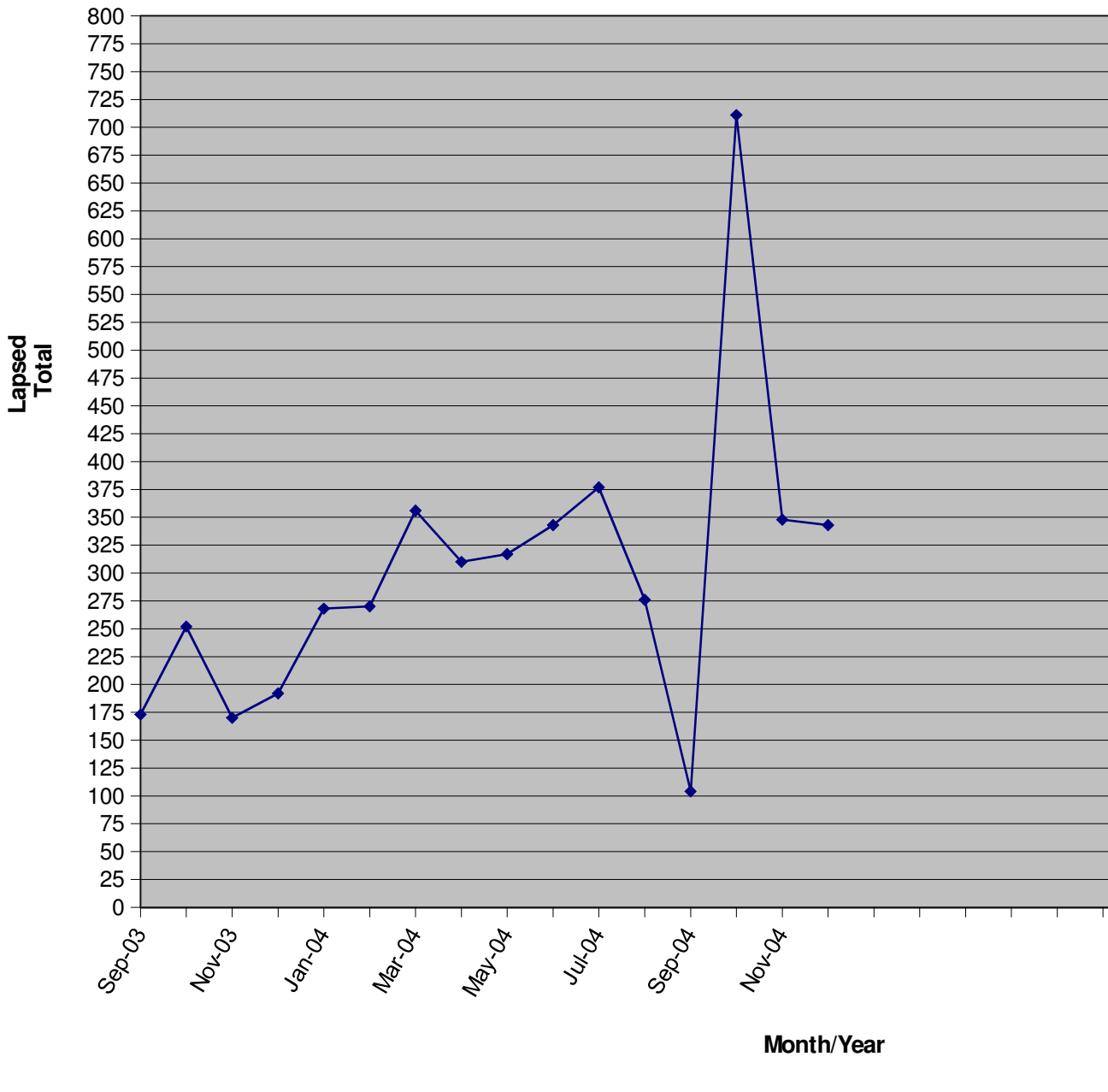


	Sep-03	Oct-03	Nov-03	Dec-03	Jan-04	Feb-04	Mar-04	Apr-04
Lapsed Total	510	673	480	487	541	406	559	501



May-04	Jun-04	Jul-04	Aug-04	Sep-04	Oct-04	Nov-04	Dec-04
451	441	550	627	552	826	670	664

New Membership



	Sep-03	Oct-03	Nov-03	Dec-03	Jan-04	Feb-04	Mar-04	Apr-04
New Total	173	252	170	192	268	270	356	310



May-04	Jun-04	Jul-04	Aug-04	Sep-04	Oct-04	Nov-04	Dec-04
317	343	377	276	104	711	348	343