

Libertarian National Committee - Membership Report

"Donor" Totals - Jun-17

4 Year & 12 Month Comparison

	Dec-13	Dec-14	Dec-15	Dec-16	Jun-16	Jul-16	Aug-16	Sep-16	Oct-16	Nov-16	Dec-16	Jan-17	Feb-17	Mar-17	Apr-17	May-17	Jun-17
Active w-MEM	13670	12053	11184	18592	15477	16656	17568	17888	18327	18564	18592	18908	18715	18334	17843	16652	16065
Active w/out MEM	967	747	509	1814	981	1223	1736	1890	1843	1822	1814	1806	1838	1862	1829	1655	1424
Total Active Donors	14637	12800	11693	20406	16458	17879	19304	19778	20170	20386	20406	20714	20553	20196	19672	18307	17489
Percent Change	-2.05%	-12.55%	-8.65%	74.51%	7.44%	8.63%	7.97%	2.46%	1.98%	1.07%	0.10%	1.51%	-0.78%	-1.74%	-2.59%	-6.94%	-4.47%
Lapsed/Drop MEM	1245	1733	909	1016	662	514	681	599	753	589	1016	672	831	1533	1314	1995	1844
Lapse w/out MEM	82	203	30	27	14	10	24	29	37	29	27	25	34	32	50	206	270
Lapsed/Drop Total	1327	1936	939	1043	676	524	705	628	790	618	1043	697	865	1565	1364	2201	2114
Percent Change					42.32%	-22.49%	34.54%	-10.92%	25.80%	-21.77%	68.77%	-33.17%	24.10%	80.92%	-12.84%	61.36%	-3.95%
New Donors w-MEM	267	110	103	321	1184	1181	1054	469	526	485	321	481	299	386	262	307	428
New w/out MEM	168	6	6	11	163	230	535	176	52	22	11	14	13	47	14	27	21
New Total	435	116	109	332	1347	1411	1589	645	578	507	332	495	312	433	276	334	449
Percent Change					-14.15%	4.75%	12.62%	-59.41%	-10.39%	-12.28%	-34.52%	49.10%	-36.97%	38.78%	-36.26%	21.01%	34.43%
Renewed w-MEM	966	729	792	723	423	512	539	450	666	341	723	507	339	766	561	497	829
Renewed w/out MEM	55	14	20	8	45	22	2	7	-62	-14	8	3	53	9	3	5	18*
Total Renewals	1021	743	812	731	468	534	541	457	604	327	731	510	392	775	564	502	847
Percent Change					-60.90%	14.10%	1.31%	-15.53%	32.17%	-45.86%	123.55%	-30.23%	-23.14%	97.70%	-27.23%	-10.99%	68.73%
Total "MEM"	130507	133400	135197	145814	140413	141889	143319	143935	144707	145455	145814	146350	146869	147222	136069	136362	136819
Percent Change	2.84%	2.22%	1.35%	7.85%	0.65%	1.05%	1.01%	0.43%	0.54%	0.52%	0.25%	0.37%	0.35%	0.24%	-7.58%	0.22%	0.34%
Total "LIFETIME"	2295	2446	2458	2571	2514	2531	2554	2560	2567	2566	2571	2574	2577	2580	2588	2596	2596
Total "BSM"	13869	12526	11045	19003	15448	16759	17541	18071	18486	18805	19003	19293	19152	18864	18399	17301	16622

Last Year vs. This Year

	Jun-16	Jun-17	Change	12 Mo Ave	Active Donors w-MEM =	16065
Active w-MEM	15477	16065	3.80%	17843	Lapsed & Zero Dues MEM =	120754
Active w/out MEM	981	1424	45.16%	1729	Total "MEM" w-Signed Certificate =	136819
Total Active Donors	16458	17489	6.26%	19571	Member Signed Certificate =	"MEM"
Lapsed/Dropped	676	2114	212.72%	1093	Total "BSM" =	16622
New Donors	1347	449	-66.67%	613	Bylaws Defined Sustaining Member =	"BSM"
Renewals	468	847	80.98%	565		

* Neg "sub" due to email push to convert Sub's to Mem's in Oct-16 & Nov-16

Jun-17 MEMBERSHIP BY STATE --- ACTIVE AND NON ACTIVE

STATE	TOTAL "MEM"	ACTIVE "MEM"	ACTIVE "SUB"	TOTAL "ACTIVE"	TOTAL "BSM"
AK	696	99	5	104	100
AL	1792	240	14	254	244
AR	908	110	8	118	112
AZ	3216	343	40	383	351
CA	19321	1752	176	1928	1817
CO	3826	535	45	580	558
CT	1487	178	19	197	184
DC	381	39	4	43	44
DE	401	41	3	44	43
FL	8188	883	100	983	924
GA	5867	504	46	550	532
HI	547	61	7	68	66
IA	1054	175	9	184	177
ID	768	68	5	73	69
IL	4496	582	57	639	603
IN	3309	432	29	461	452
KS	1194	148	8	156	155
KY	1198	150	13	163	155
LA	1125	192	17	209	193
MA	2857	281	30	311	295
MD	2462	326	25	351	340
ME	807	76	12	88	79
MI	5245	558	29	587	573
MN	2047	244	21	265	253
MO	2329	290	19	309	303
MS	709	84	8	92	88

STATE	TOTAL "MEM"	ACTIVE "MEM"	ACTIVE "SUB"	TOTAL "ACTIVE"	TOTAL "BSM"
MT	546	79	7	86	77
NC	3399	403	41	444	414
ND	233	47	4	51	46
NE	644	85	3	88	89
NH	1411	180	15	195	181
NJ	3076	350	38	388	360
NM	1190	175	16	191	175
NV	1897	178	23	201	183
NY	5075	666	59	725	685
OH	4949	643	47	690	675
OK	1051	146	14	160	150
OR	2220	182	30	212	188
PA	5971	637	54	691	670
RI	307	34	7	41	34
SC	1865	231	22	253	235
SD	265	37	4	41	37
TN	2594	440	12	452	454
TX	9275	1245	108	1353	1272
UT	1186	119	11	130	119
VA	4837	763	56	819	805
VT	393	33	5	38	36
WA	4567	536	51	587	558
WI	2036	291	28	319	302
WV	601	60	3	63	61
WY	321	38	2	40	37
XX	680	76	15	91	69

SUSTAINING MEMBERSHIP STATE RANKINGS - "BSM"

State	Total BSM	Rank	State	Total BSM	Rank
CA	1817	1	CT	184	27
TX	1272	2	NV	183	28
FL	924	3	NH	181	29
VA	805	4	IA	177	30
NY	685	5	NM	175	31
OH	675	6	KS	155	32
PA	670	7	KY	155	33
IL	603	8	OK	150	34
MI	573	9	UT	119	35
CO	558	10	AR	112	36
WA	558	10	AK	100	37
GA	532	12	NE	89	38
TN	454	13	MS	88	39
IN	452	14	ME	79	40
NC	414	15	MT	77	41
NJ	360	16	ID	69	42
AZ	351	17	HI	66	43
MD	340	18	WV	61	44
MO	303	19	ND	46	45
WI	302	20	DC	44	46
MA	295	21	DE	43	47
MN	253	22	SD	37	48
AL	244	23	WY	37	49
SC	235	24	VT	36	50
LA	193	25	RI	34	51
OR	188	26	XX	69	52

	TOTAL "MEM"	ACTIVE "MEM"	ACTIVE "SUB"	TOTAL "ACTIVE"	TOTAL "BSM"
TOTALS	136819	16065	1424	17489	16622

DEFINITIONS: MEM = Member Signed Certificate

Total MEM = Total # Constituents Per State w-Member Signed Certificate

ACTIVE MEM = Current Dues Paying or Lifetime Donor w-Signed Certificate

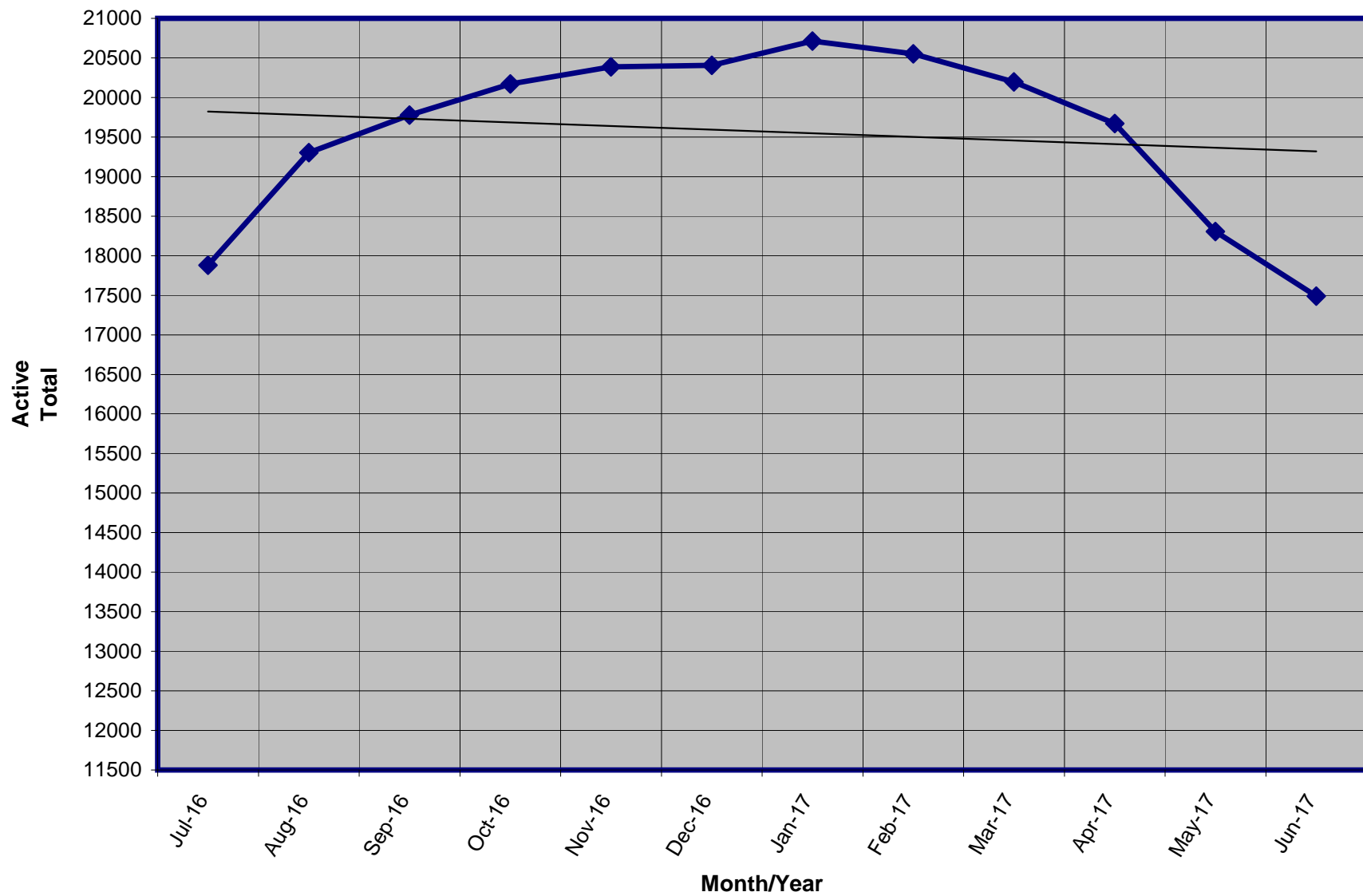
ACTIVE SUB (ACTIVE NON MEM) = Current Dues Paying or Lifetime Donors Who Have NOT Signed the Certificate (Formerly Called "Subscriber")

TOTAL ACTIVE = Current Dues Paying or Lifetime Donor

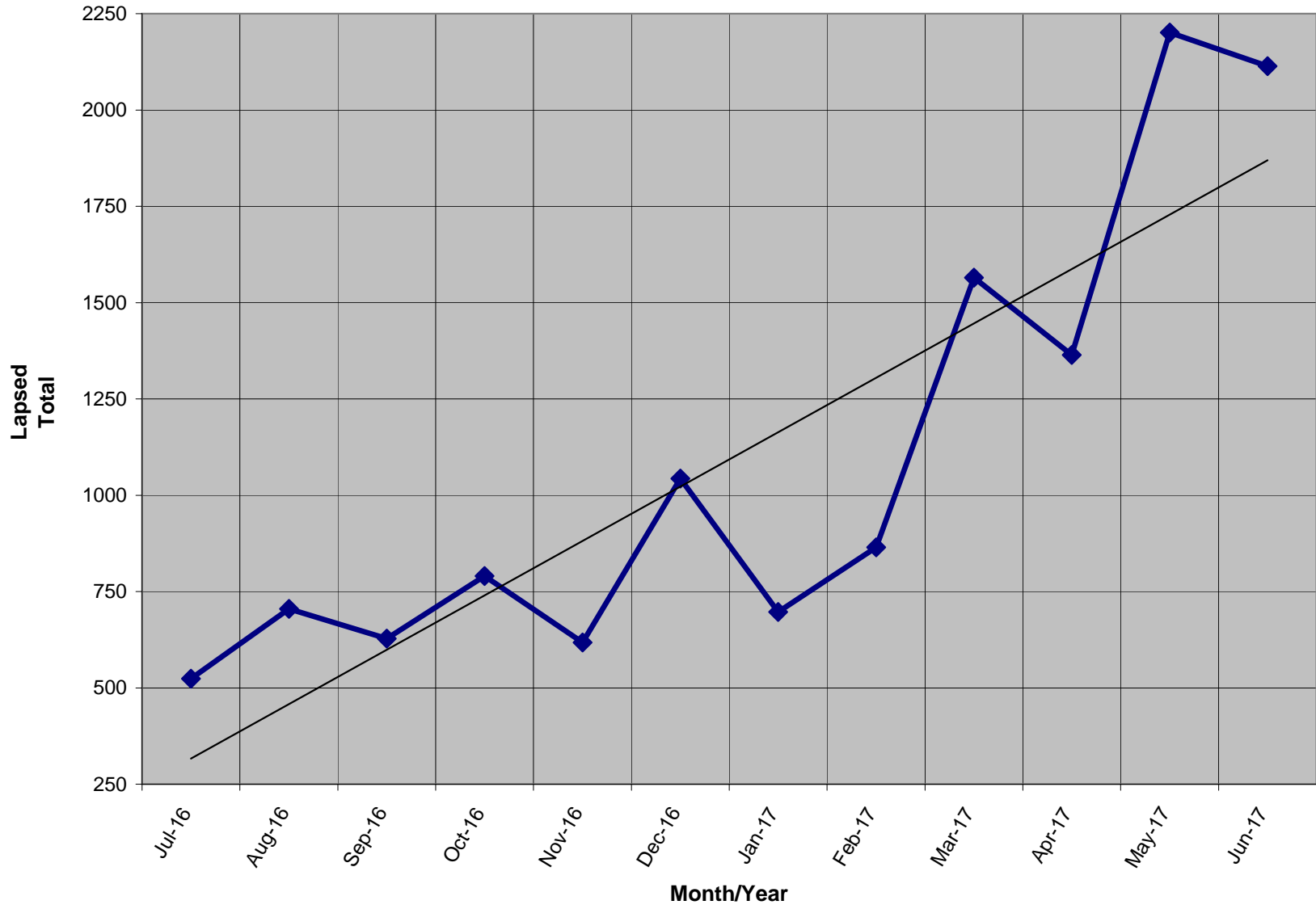
BSM = By Law Definition of "Sustaining Member" and number used for delegate count

(Art 5-3: "Sustaining member" is any Party member who has given at least \$25 to the Party in the prior twelve months, or who is a life member.)

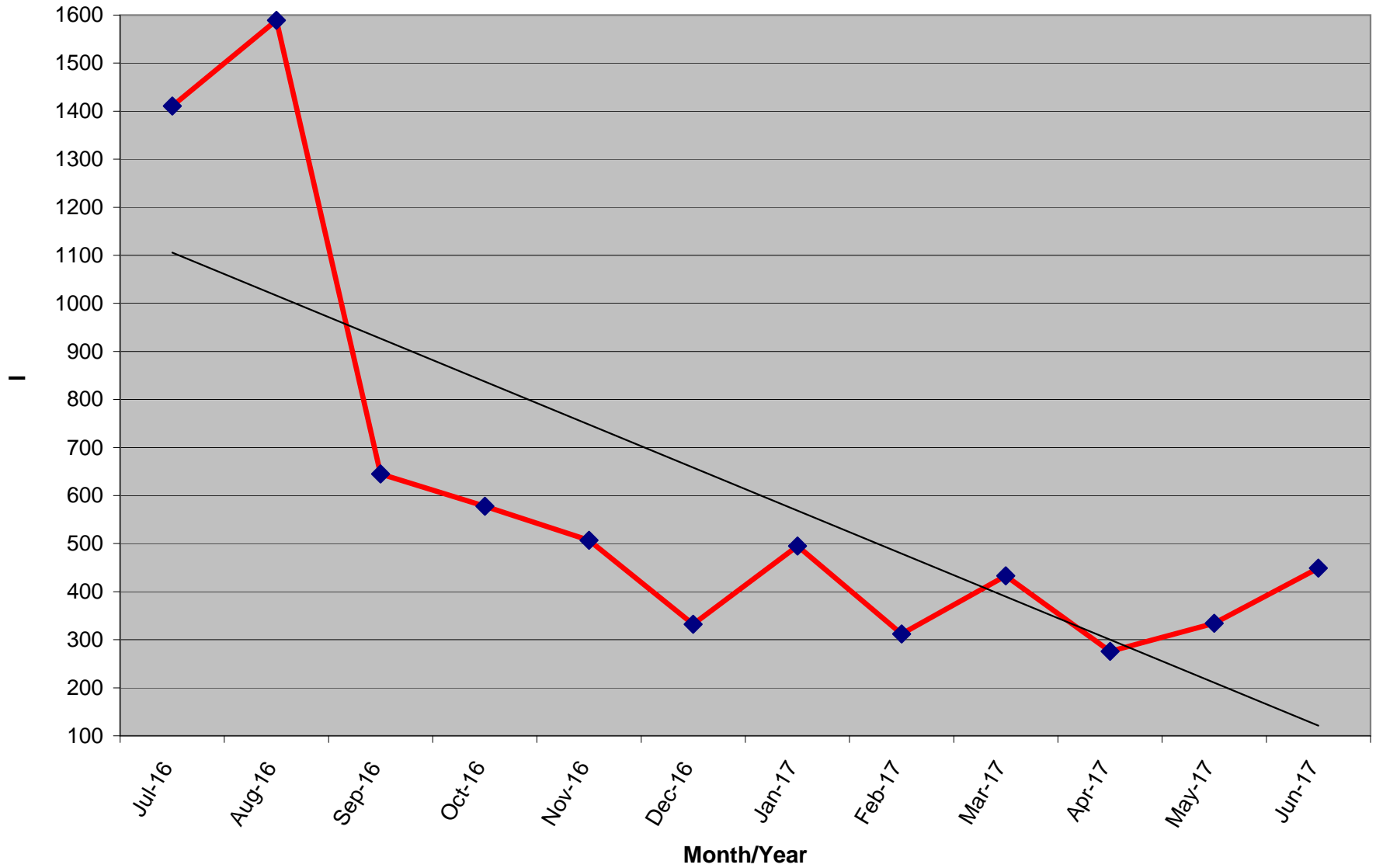
Active Donors - Past 12 Months



Lapsed - Dropped - Donors - Past 12 Months



New Donors Past 12 Months



Renew Donors - Past 12 Months

