

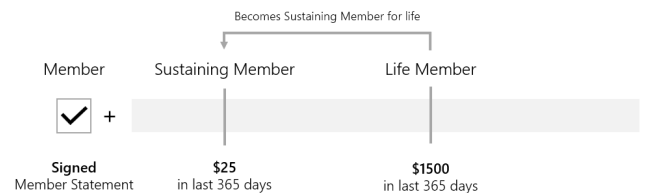
Total National Membership September 2023

Month	Mar-23	Apr-23	May-23	Jun-23	Jul-23	Aug-23	Sep-23	MoM Change
Total Membership	234,559	234,595	234,532	234,043	234,361	235,519	243,475	3.38%
Sustaining Members	15,954	15,539	15,060	14,080	13,620	12,728	12,317	-3.23%
Life Members	3,216	3,234	3,234	3,242	3,242	3,248	3,248	0.0%

National Sustaining Members by State September 2023

State	August	September	MoM Change						
Alabama	167	156	-5.77%						
Alaska	52	49	-0.63%						
Arizona	319	317	-2.38%	Top 10	California	Texas	Florida	Pennsylvania	New York
Arkansas	84	82	-0.79%		1258	964	683	523	514
California	1268	1258	-4.47%						
Colorado	425	406	-1.48%		Virginia	Ohio	Indiana	Michigan	Colorado
Connecticut	135	133	-3.57%		494	486	472	410	406
Delaware	56	54	0.00%						
D.C.	19	19	-1.30%						
Florida	692	683	-6.14%	Next 5	Illinois	Washington	Georgia	Arizona	North Carolina
Georgia	391	367	-6.38%		387	387	367	317	293
Hawaii	47	44	-2.00%						
Idaho	100	98	-4.44%						
Illinois	405	387	-2.07%						
Indiana	482	472	-5.77%						
Iowa	104	98	-1.75%						
Kansas	114	112	-3.27%						
Kentucky	153	148	-3.05%						
Louisiana	131	127	-2.94%						
Maine	68	66	-1.66%						
Maryland	241	237	-2.46%						
Massachusetts	244	238	-1.20%						
Michigan	415	410	-7.37%						
Minnesota	217	201	-5.13%						
Mississippi	78	74	-6.01%						
Missouri	233	219	-3.92%						
Montana	51	49	-3.95%						
Nebraska	76	73	0.00%						
Nevada	163	163	-2.89%						
New Hampshire	173	168	-3.31%						
New Jersey	272	263	-6.12%						
New Mexico	98	92	-2.28%						
New York	526	514	-6.39%						
North Carolina	313	293	7.69%						
North Dakota	26	28	-5.26%						
Ohio	513	486	-5.04%						
Oklahoma	119	113	-3.05%						
Oregon	164	159	-1.51%						
Pennsylvania	531	523	-7.41%						
Rhode Island	27	25	-3.19%						
South Carolina	188	182	-2.38%						
South Dakota	42	41	-4.11%						
Tennessee	292	280	-5.30%						
Texas	1018	964	-3.70%						
Utah	135	130	3.85%						
Vermont	26	27	-3.14%						
Virginia	510	494	-4.21%						
Washington	404	387	-1.32%						
West Virginia	76	75	-2.68%						
Wisconsin	224	218	-6.98%						
Wyoming	43	40	-3.85%						
Other	78	75	-6.59%						

Core membership structure as defined in our Bylaws

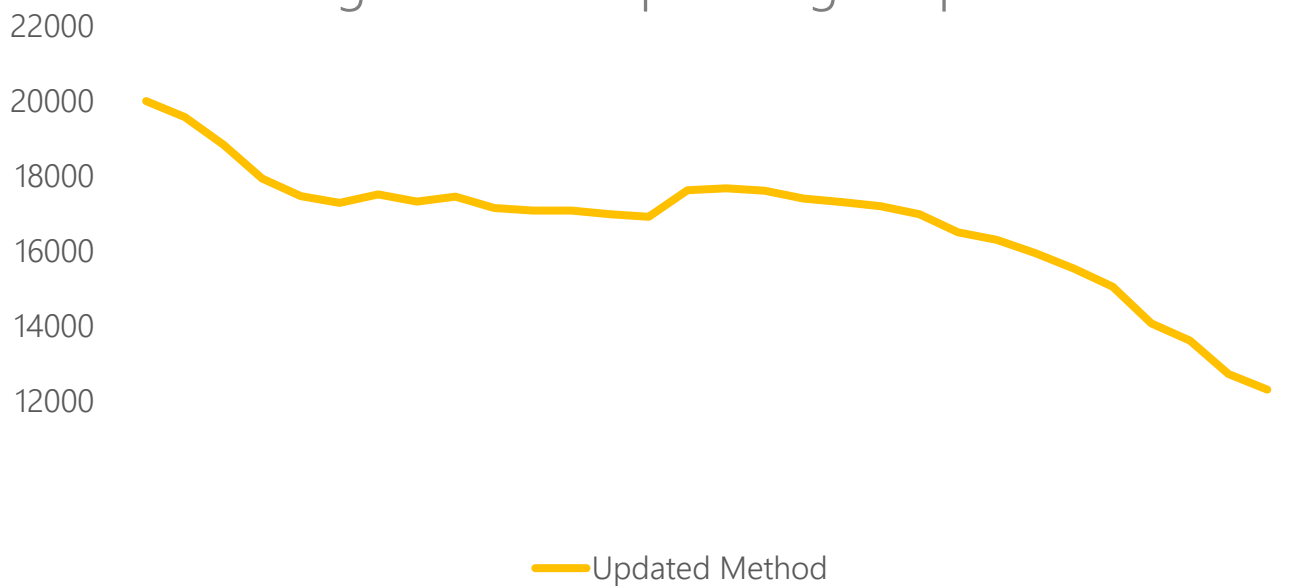


Members must also be living, we exclude cancellations, and only donations apply (not Store or Convention purchases)

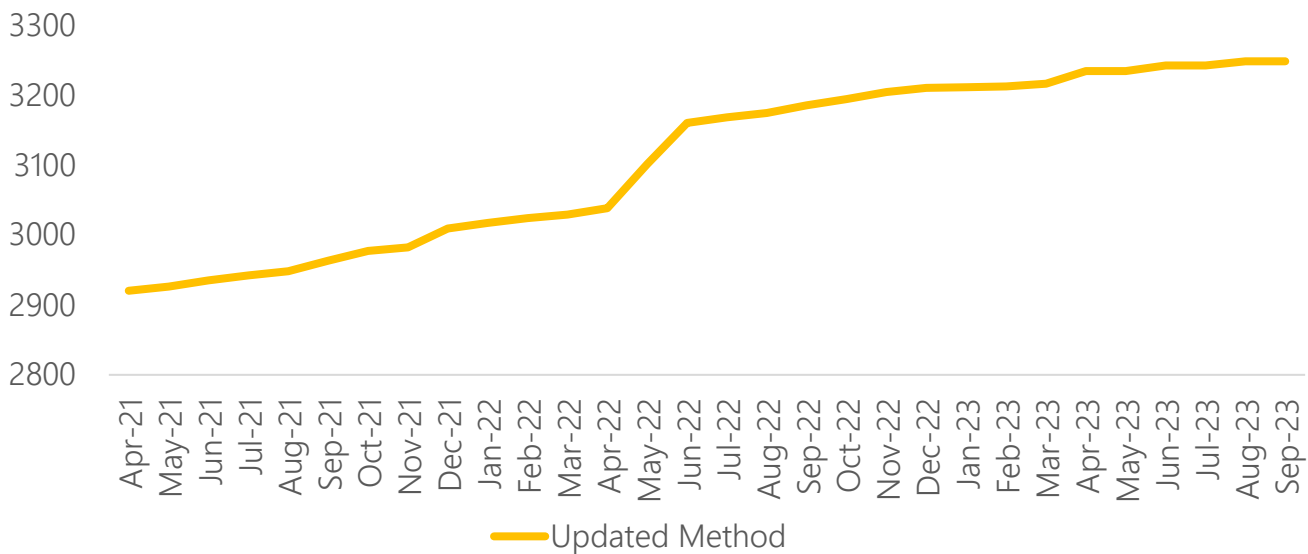
Total Membership through September 2023



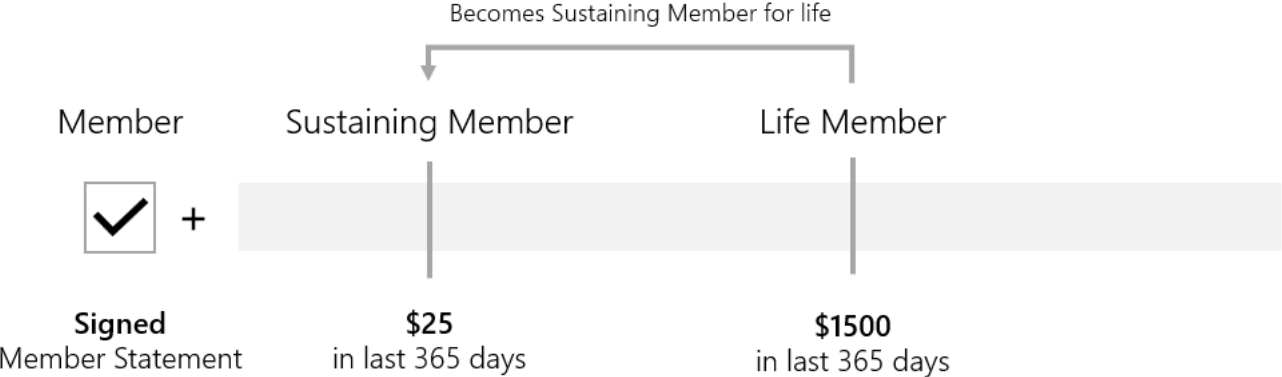
Sustaining Membership through September 2023



Life Membership through September 2023



Core membership structure as defined in our Bylaws



Members must also be living, we exclude cancellations, and only donations apply (not Store or Convention purchases)