

Libertarian National Committee - Membership Report

"Donor" Totals - As of 05/23

4 Year & 12 Month Comparison

	Dec-12	Dec-13	Dec-14	Dec-15	May-15	Jun-15	Jul-15	Aug-15	Sep-15	Oct-15	Nov-15	Dec-15	Jan-16	Feb-16	Mar-16	Apr-16	As of 05/23
Active w-MEM	13749	13670	12053	11184	11663	11640	11649	11708	11715	11399	11198	11184	11183	11413	11824	12509	13770
Active w/out MEM	1194	967	747	509	560	546	536	527	522	517	513	509	497	514	507	519	674
Total Active Donors	14943	14637	12800	11693	12223	12186	12185	12235	12237	11916	11711	11693	11680	11927	12331	13028	14444
Percent Change	4.30%	-2.05%	-12.55%	-0.15%	-2.12%	-0.30%	-0.01%	0.41%	0.02%	-2.62%	-1.72%	-0.15%	-0.11%	2.11%	3.39%	5.65%	10.87%
Lapsed/Drop MEM	1381	1245	1733	909	718	484	595	555	568	1044	679	909	663	612	837	718	365
Lapse w/out MEM	76	82	203	30	101	33	27	30	28	46	29	30	44	40	41	20	10
Lapsed/Drop Total	1457	1327	1936	939	819	517	622	585	596	1090	708	939	707	652	878	738	375
Percent Change	0.28%	-8.92%	45.89%	32.63%	17.67%	-36.87%	20.31%	-5.95%	1.88%	82.89%	-35.05%	32.63%	-24.71%	-7.78%	34.66%	-15.95%	-49.19%
New Donors w-MEM	240	267	110	103	70	110	107	137	103	87	104	103	145	308	524	675	1135
New w/out MEM	38	168	6	6	4	3	5	10	12	10	10	6	3	15	22	31	157
New Total	278	435	116	109	74	113	112	147	115	97	114	109	148	323	546	706	1292
Percent Change	-1.42%	56.47%	-73.33%	-4.39%	-30.19%	52.70%	-0.88%	31.25%	-21.77%	-15.65%	17.53%	-4.39%	35.78%	118.24%	69.04%	29.30%	83.00%
Renewed w-MEM	708	966	729	792	474	351	497	477	472	641	374	792	517	534	724	728	491
Renewed w/out MEM	57	55	14	20	6	16	12	11	11	31	15	20	29	42	12	1	8
Total Renewals	765	1021	743	812	480	367	509	488	483	672	389	812	546	576	736	729	499
Percent Change	-20.40%	33.46%	-27.23%	108.74%	-17.38%	-23.54%	38.69%	-4.13%	-1.02%	39.13%	-42.11%	108.74%	-32.76%	5.49%	27.78%	-0.95%	-31.55%
Total "MEM"	126900	130507	133400	135197	134338	134470	134618	134779	134870	134974	135104	135197	135417	135980	136797	137539	138760
Percent Change	4.14%	2.84%	2.22%	0.07%	0.04%	0.10%	0.11%	0.12%	0.07%	0.08%	0.10%	0.07%	0.16%	0.42%	0.60%	0.54%	0.89%
Total "LIFETIME"	2208	2295	2446	2458	2455	2455	2455	2456	2456	2456	2457	2458	2459	2461	2461	2473	2483
Total "BSM"	13824	13869	12526	11045	11722	11723	11625	11612	11593	11247	11173	11045	11112	11400	11768	12461	13716

Last Year vs. This Year

	May-15	As of 05/23	Change	12 Mo Ave		
Active w-MEM	11663	13770	18.07%	11766	<u>Active Donors w-MEM =</u>	13770
Active w/out MEM	560	674	20.36%	532	<u>Lapsed & Zero Dues MEM =</u>	124990
Total Active Donors	12223	14444	18.17%	12298	<u>Total "MEM" w-Signed Certificate =</u>	138760
Lapsed/Dropped	819	375	-54.21%	701	<u>Member Signed Certificate =</u>	"MEM"
New Donors	74	1292	1645.95%	319	<u>Total "BSM" =</u>	13716
Renewals	480	499	3.96%	567	<u>Bylaws Defined Sustaining Member =</u>	"BSM"

As of 05/23 MEMBERSHIP BY STATE --- ACTIVE AND NON ACTIVE

STATE	TOTAL "MEM"	ACTIVE "MEM"	ACTIVE "SUB"	TOTAL "ACTIVE"	TOTAL "BSM"
AK	682	64	0	64	61
AL	1810	206	4	210	201
AR	923	88	2	90	87
AZ	3261	334	14	348	329
CA	19573	1629	92	1721	1629
CO	3815	435	16	451	432
CT	1512	154	10	164	153
DC	403	33	3	36	37
DE	394	37	2	39	34
FL	8211	797	47	844	801
GA	6038	417	23	440	414
HI	550	68	3	71	69
IA	1063	132	7	139	132
ID	780	64	2	66	64
IL	4610	482	28	510	484
IN	3352	459	12	471	461
KS	1270	146	4	150	146
KY	1235	143	4	147	141
LA	1143	155	5	160	155
MA	2878	217	14	231	211
MD	2524	265	16	281	267
ME	816	62	1	63	64
MI	5286	442	13	455	447
MN	2103	209	10	219	211
MO	2431	266	10	276	258
MS	752	92	2	94	94

STATE	TOTAL "MEM"	ACTIVE "MEM"	ACTIVE "SUB"	TOTAL "ACTIVE"	TOTAL "BSM"
MT	520	55	2	57	53
NC	3463	347	16	363	341
ND	244	48	1	49	49
NE	690	89	3	92	87
NH	1392	146	7	153	143
NJ	3134	287	22	309	288
NM	1150	112	10	122	109
NV	1943	180	9	189	180
NY	5181	633	48	681	626
OH	5363	595	21	616	600
OK	1088	124	7	131	121
OR	2237	152	13	165	154
PA	6063	531	25	556	533
RI	330	43	0	43	42
SC	1836	192	7	199	193
SD	267	35	0	35	36
TN	2472	253	7	260	247
TX	9374	1032	51	1083	1019
UT	1195	113	9	122	112
VA	4900	581	26	607	580
VT	404	32	3	35	30
WA	4459	410	20	430	411
WI	2025	232	10	242	231
WV	625	50	3	53	50
WY	321	36	0	36	36
XX	669	66	10	76	63

SUSTAINING MEMBERSHIP STATE RANKINGS - "BSM"

State	Total BSM	Rank	State	Total BSM	Rank
CA	1629	1	OR	154	27
TX	1019	2	CT	153	28
FL	801	3	KS	146	29
NY	626	4	NH	143	30
OH	600	5	KY	141	31
VA	580	6	IA	132	32
PA	533	7	OK	121	33
IL	484	8	UT	112	34
IN	461	9	NM	109	35
M	447	10	MS	94	36
CO	432	11	AR	87	37
GA	414	12	NE	87	38
WA	411	13	H	69	39
NC	341	14	ID	64	40
AZ	329	15	ME	64	41
NJ	288	16	AK	61	42
MD	267	17	MT	53	43
MO	258	18	WV	50	44
TN	247	19	ND	49	45
VI	231	20	RI	42	46
MA	211	21	DC	37	47
MN	211	22	SD	36	48
AL	201	23	WY	36	49
SC	193	24	DE	34	50
NV	180	25	VT	30	51
LA	155	26	XX	63	52

	TOTAL "MEM"	ACTIVE "MEM"	ACTIVE "SUB"	TOTAL "ACTIVE"	TOTAL "BSM"
TOTALS	138760	13770	674	14444	13716

DEFINITIONS: MEM = Member Signed Certificate

Total MEM = Total # Constituents Per State w-Member Signed Certificate

ACTIVE MEM = Current Dues Paying or Lifetime Donor w-Signed Certificate

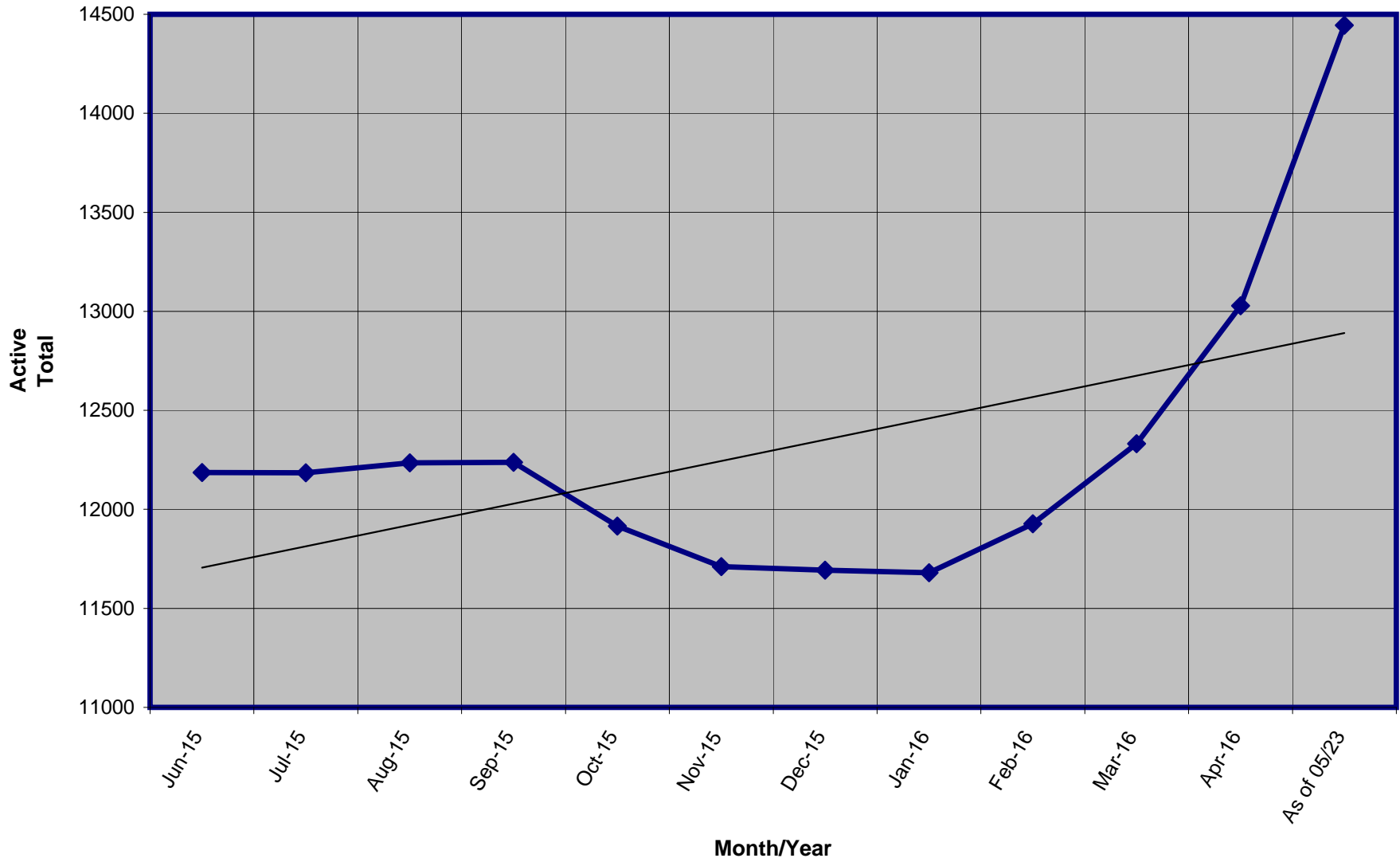
ACTIVE SUB (ACTIVE NON MEM) = Current Dues Paying or Lifetime Donors Who Have NOT Signed the Certificate (Formerly Called "Subscriber")

TOTAL ACTIVE = Current Dues Paying or Lifetime Donor

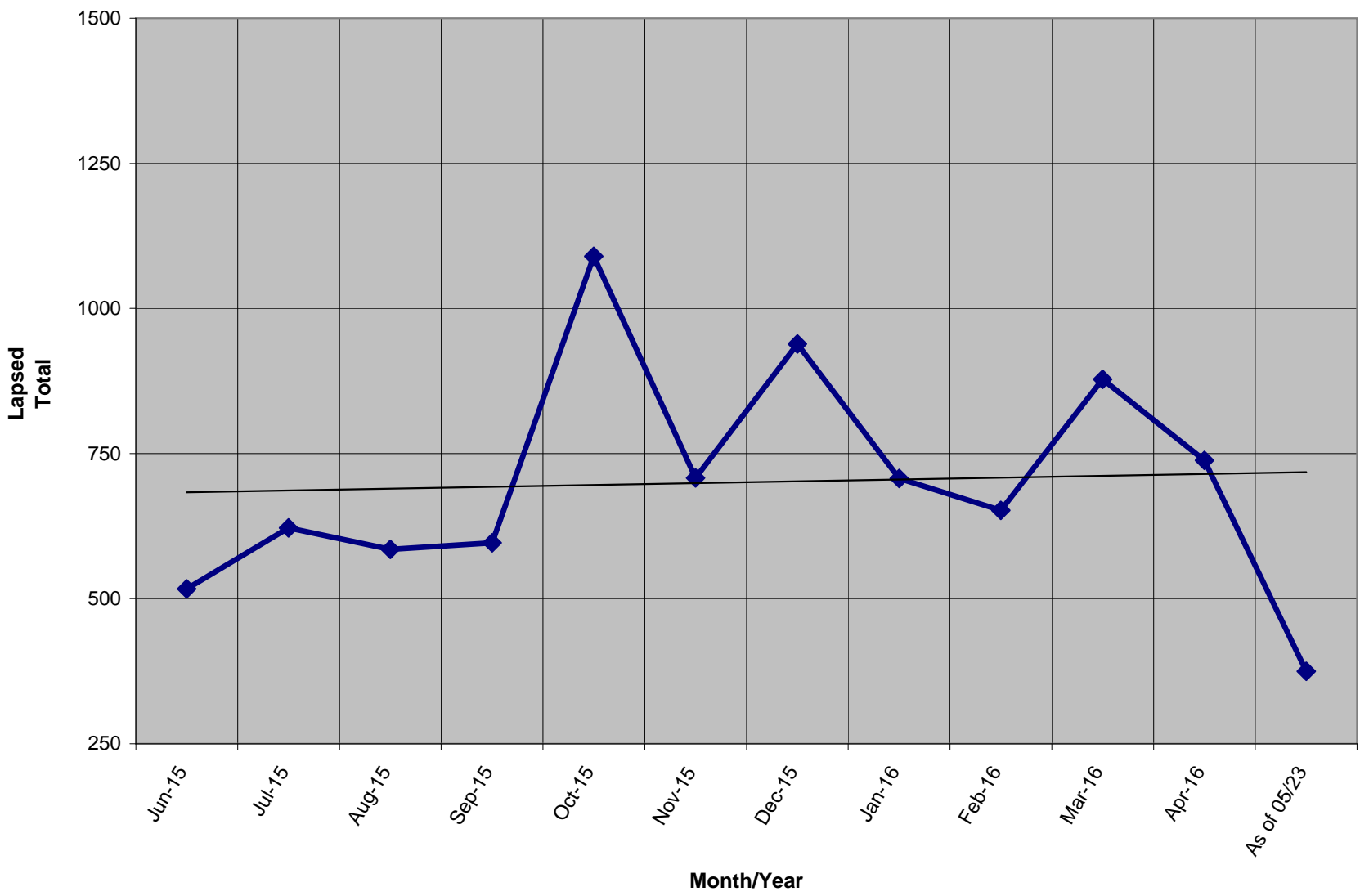
BSM = By Law Definition of "Sustaining Member" and number used for delegate count

(Art 5-3: "Sustaining member" is any Party member who has given at least \$25 to the Party in the prior twelve months, or who is a life member.)

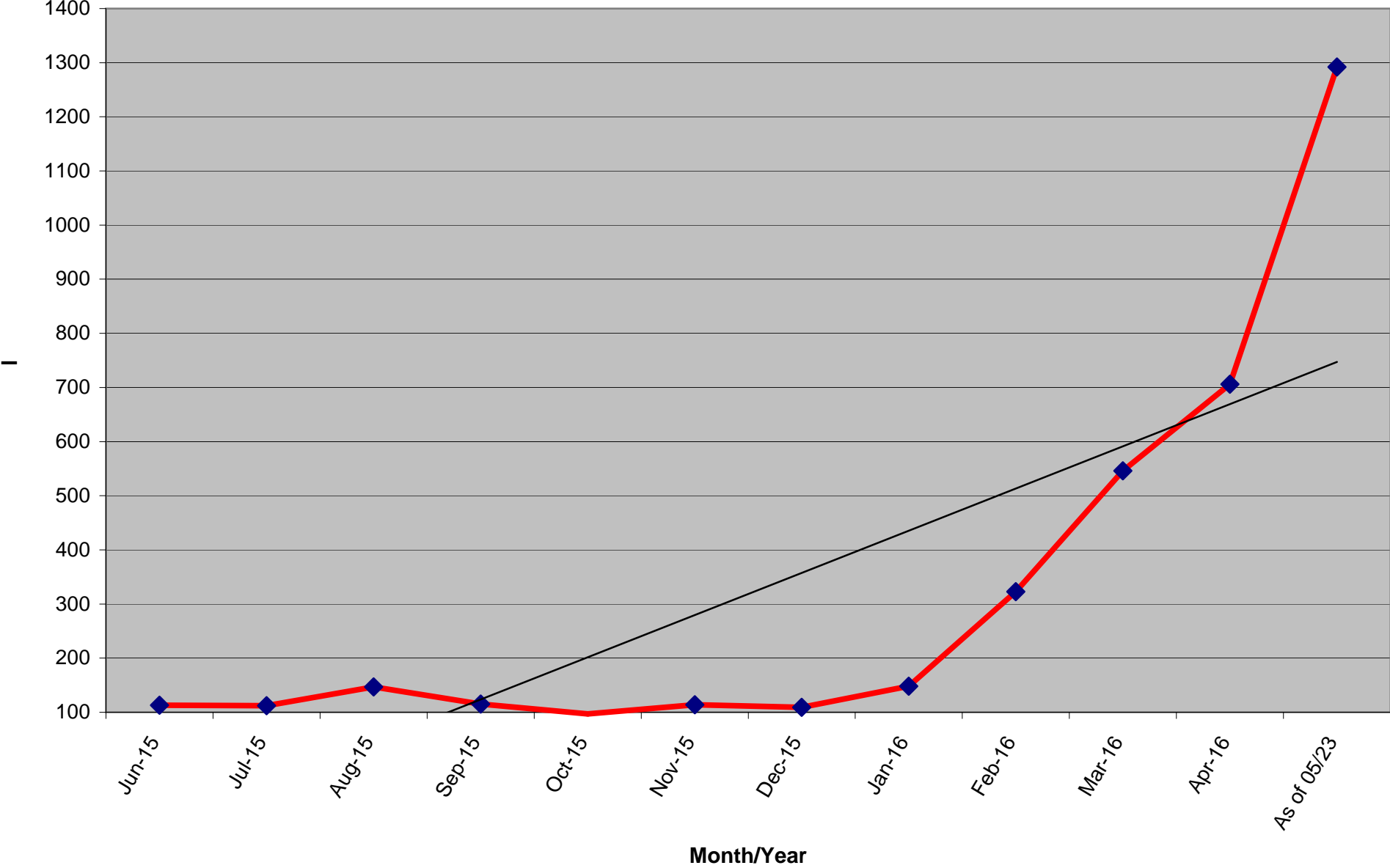
Active Donors - Past 12 Months



Lapsed - Dropped - Donors - Past 12 Months



New Donors Past 12 Months



Renew Donors - Past 12 Months

