

Libertarian National Committee
Membership Totals Jun-05

18 Month Comparison -- Revised

	Jan-04	Feb-04	Mar-04	Apr-04	May-04	Jun-04	Jul-04	Aug-04	Sep-04	Oct-04	Nov-04	Dec-04	Jan-05	Feb-05	Mar-05	Apr-05	May-05	Jun-05
Members	19084	18826	19276	19107	19306	19834	19982	19747	19830	19913	19929	20283	20299	20247	20537	20326	19755	19402
Subscribers	1657	1821	1956	1977	1944	2087	1936	1961	1930	1898	1907	1894	1869	1993	2169	2233	2179	2232
Total	20741	20647	21232	21084	21250	21921	21918	21708	21760	21811	21836	22177	22168	22240	22706	22559	21934	21634
Percent Change	N/A	-0.45%	2.83%	-0.70%	0.79%	3.16%	-0.01%	-0.96%	0.24%	0.23%	0.11%	1.56%	-0.04%	0.32%	2.10%	-0.65%	-2.77%	-1.37%

Lapsed Members	487	365	491	476	404	395	488	556	496	743	618	558	626	583	1270	1354	1208	1607
Lapsed Subscribers	54	41	68	25	47	46	62	71	56	83	52	106	124	66	129	159	137	272
Lapsed Total	541	406	559	501	451	441	550	627	552	826	670	664	750	649	1399	1513	1345	1879
Percent Change	N/A	-24.95%	37.68%	-10.38%	-9.98%	-2.22%	24.72%	14.00%	-11.96%	49.64%	-18.89%	-0.90%	12.95%	-13.47%	115.56%	8.15%	-11.10%	39.70%

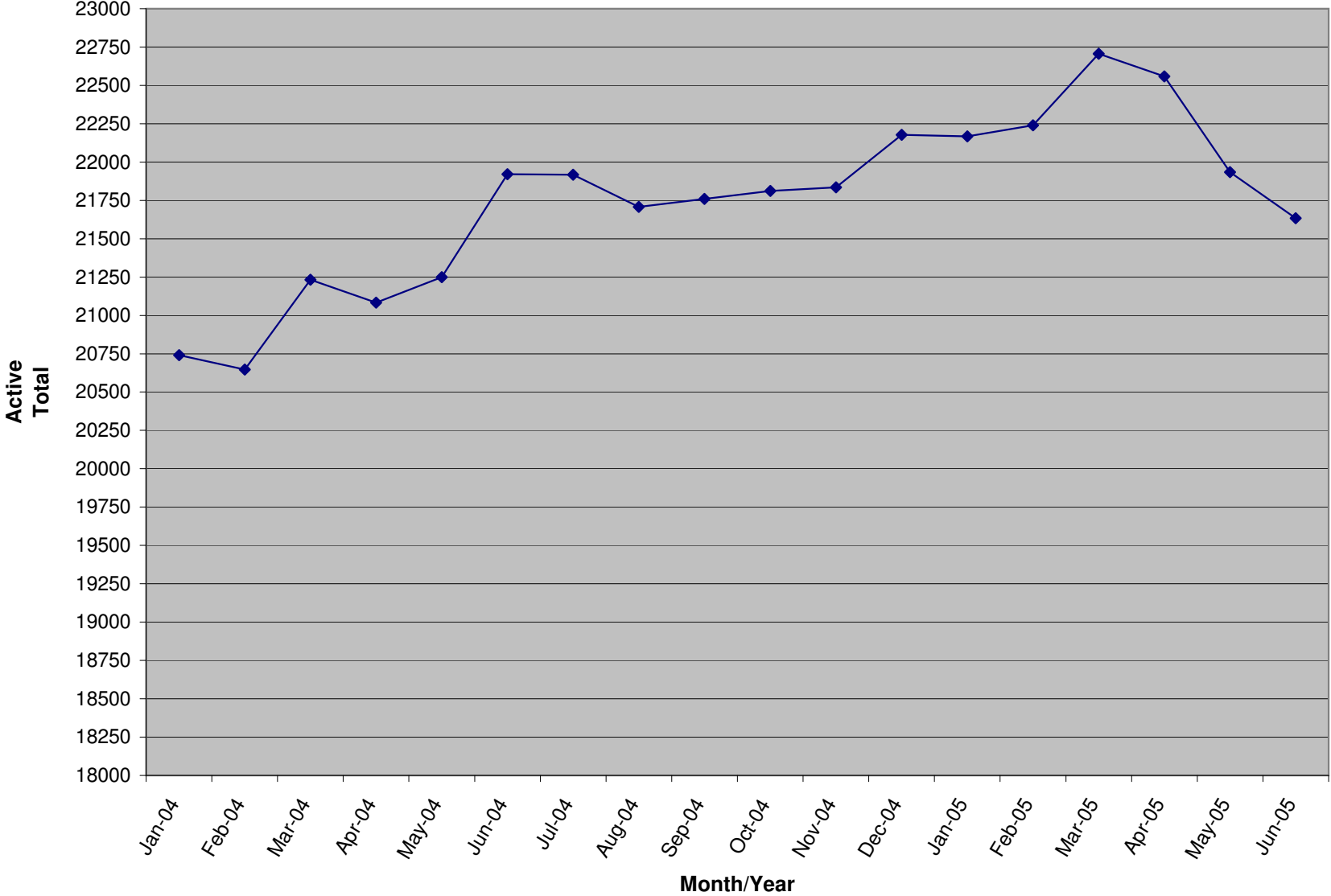
New Members	220	221	259	206	242	232	293	201	88	706	348	341	162	129	174	167	242	319
New Subscribers	48	49	97	104	75	111	84	75	16	5	0	2	44	134	163	22	60	152
New Total	268	270	356	310	317	343	377	276	104	711	348	343	206	263	337	189	302	471
Percent Change	N/A	0.75%	31.85%	-12.92%	2.26%	8.20%	9.91%	-26.79%	-62.32%	583.65%	-51.05%	-1.44%	-39.94%	27.67%	28.14%	-43.92%	59.79%	55.96%

Renewed Mem	NA	NA	NA	NA	NA	NA	NA	NA	491	120	286	571	480	402	1386	976	395	935
Renewed Sub	NA	NA	NA	NA	NA	NA	NA	NA	9	46	61	91	55	56	142	201	23	173
Total Renewals	NA	NA	NA	NA	NA	NA	NA	NA	500	166	347	662	535	458	1528	1177	418	1108
Percent Change	NA	NA	NA	NA	NA	NA	NA	NA	NA	-66.80%	109.04%	90.78%	-19.18%	-14.39%	233.62%	-22.97%	-64.49%	165.07%

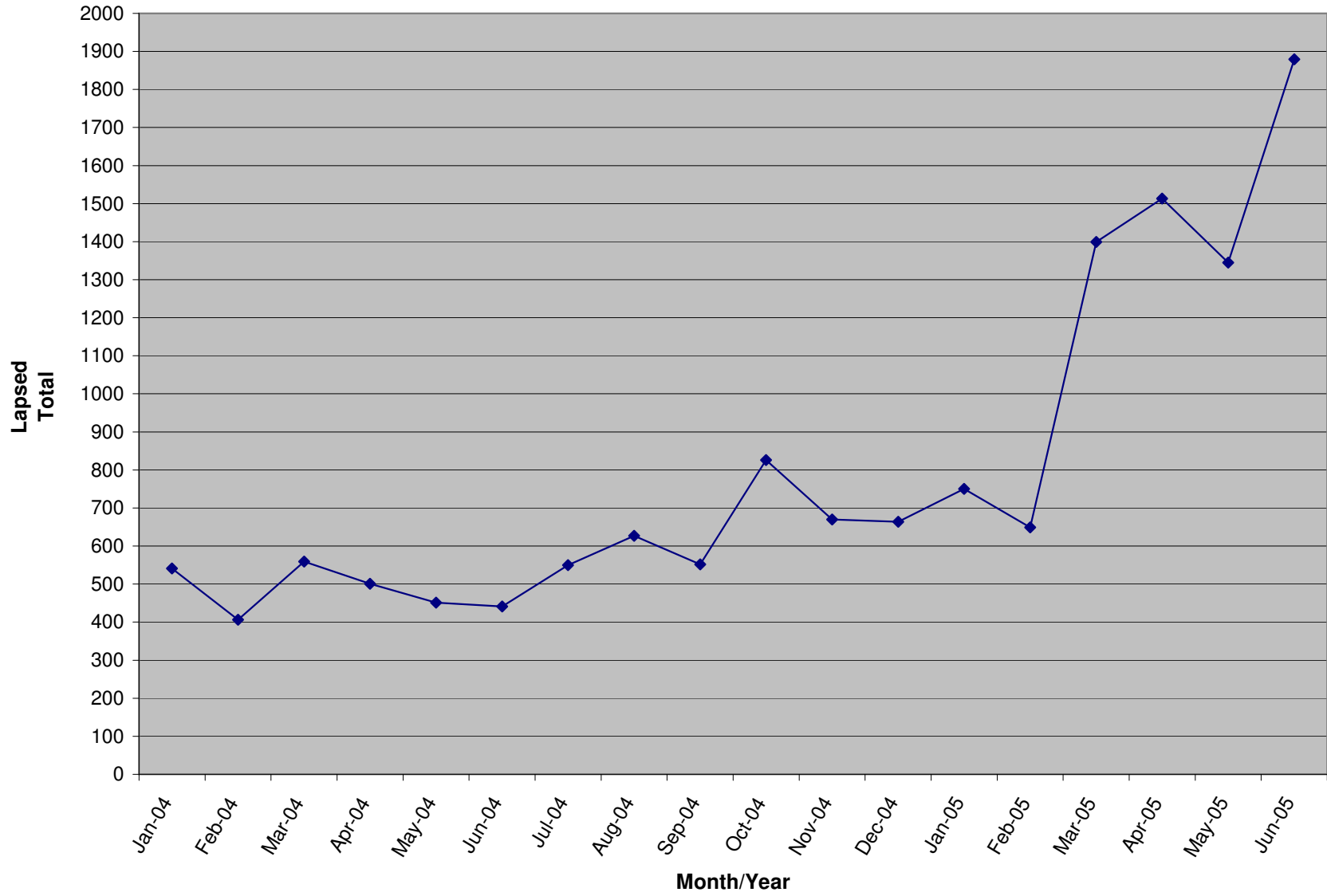
Last Year vs. This Year

	Jun-04	Jun-05
Members	19834	19402
Subscribers	2087	2232
Total	21921	21634
Percent Change		-1.31%
Lapsed	441	1879
Percent Change		326.08%
New	343	471
Percent Change		37.32%
Renewals	NA	1108
Percent Change		NA

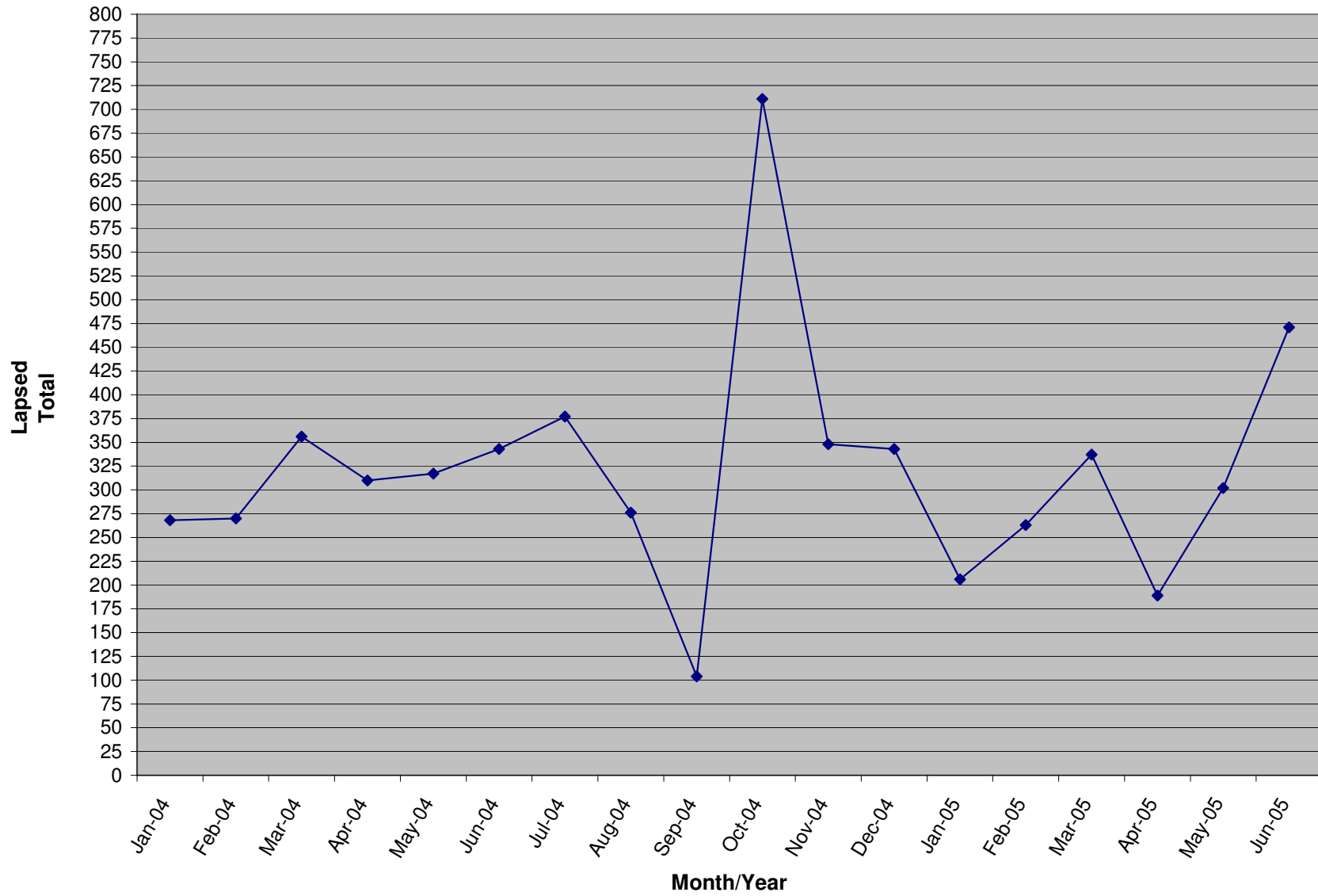
Active Membership



Lapsed Membership



New Membership



MEMBERS - SUBSCRIBERS BY STATE

<u>STATE</u>	<u>MEM</u>	<u>SUB</u>	<u>TOTAL</u>	<u>STATE</u>	<u>MEM</u>	<u>SUB</u>	<u>TOTAL</u>
AL	212	15	227	MT	54	12	66
AK	109	8	117	NE	75	8	83
AZ	344	50	394	NV	228	27	255
AR	80	18	98	NH	198	26	224
CA	3052	293	3345	NJ	413	56	469
CO	496	74	570	NM	173	25	198
CT	232	26	258	NY	634	110	744
DE	62	4	66	NC	437	40	477
DC	55	10	65	ND	17	3	20
FL	1037	158	1195	OH	677	86	763
GA	777	107	884	OK	121	12	133
HI	73	8	81	OR	359	36	395
ID	76	9	85	PA	720	68	788
IL	633	76	709	RI	28	4	32
IN	511	55	566	SC	182	19	201
IA	170	10	180	SD	29	4	33
KS	167	21	188	TN	312	22	334
KY	126	16	142	TX	1093	145	1238
LA	125	18	143	UT	111	16	127
ME	99	13	112	VT	68	11	79
MD	359	63	422	VA	675	88	763
MA	405	60	465	WA	610	64	674
MI	741	75	816	WV	65	6	71
MN	279	36	315	WI	257	39	296
MS	53	14	67	WY	46	3	49
MO	295	41	336	OTHER	1252	24	1276

Jun-05 TOTAL ALL STATES	21634
--------------------------------	--------------