



## **August 2024 END OF MONTH FINANCIAL REPORTS**

Page 2 – EOM Sustaining Membership and Revenue Charts and Graphs

Page 4 – EOM Financial Summary Reports

Page 6 - P&L BtoA Detail by Month

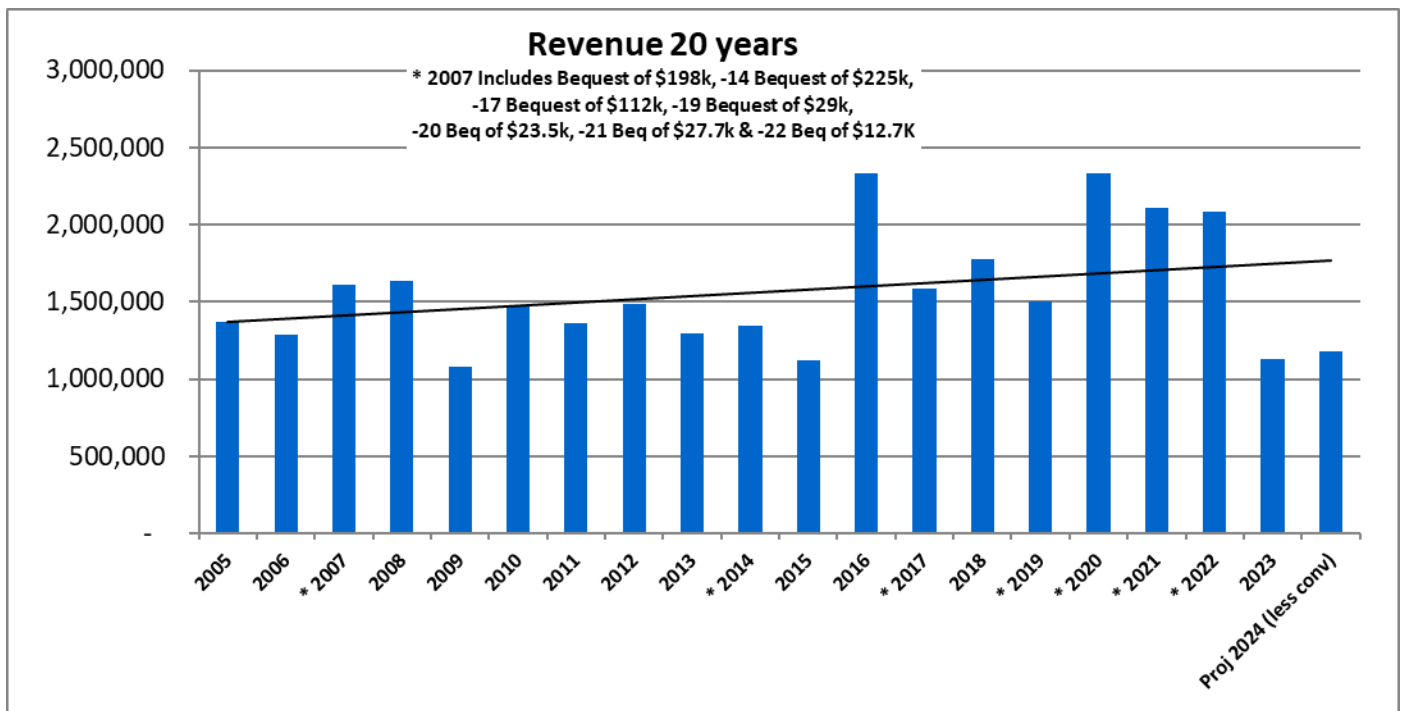
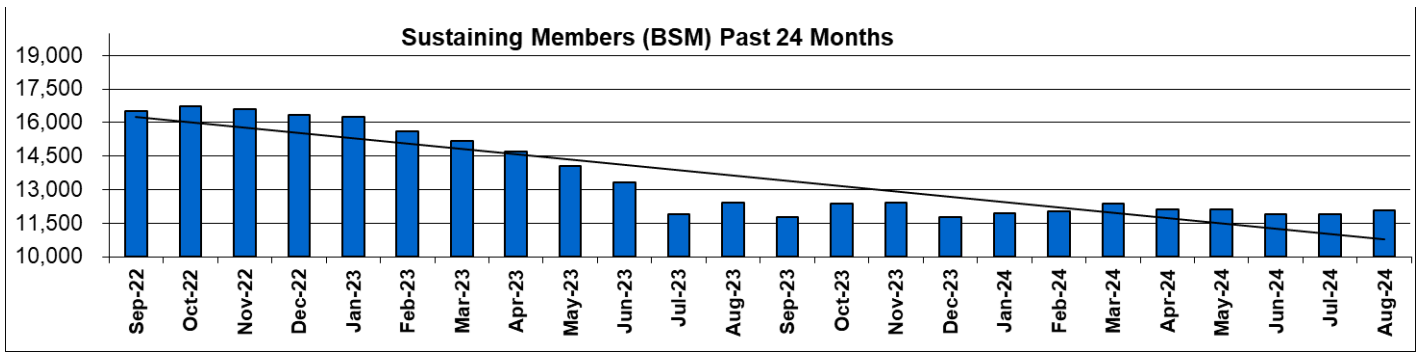
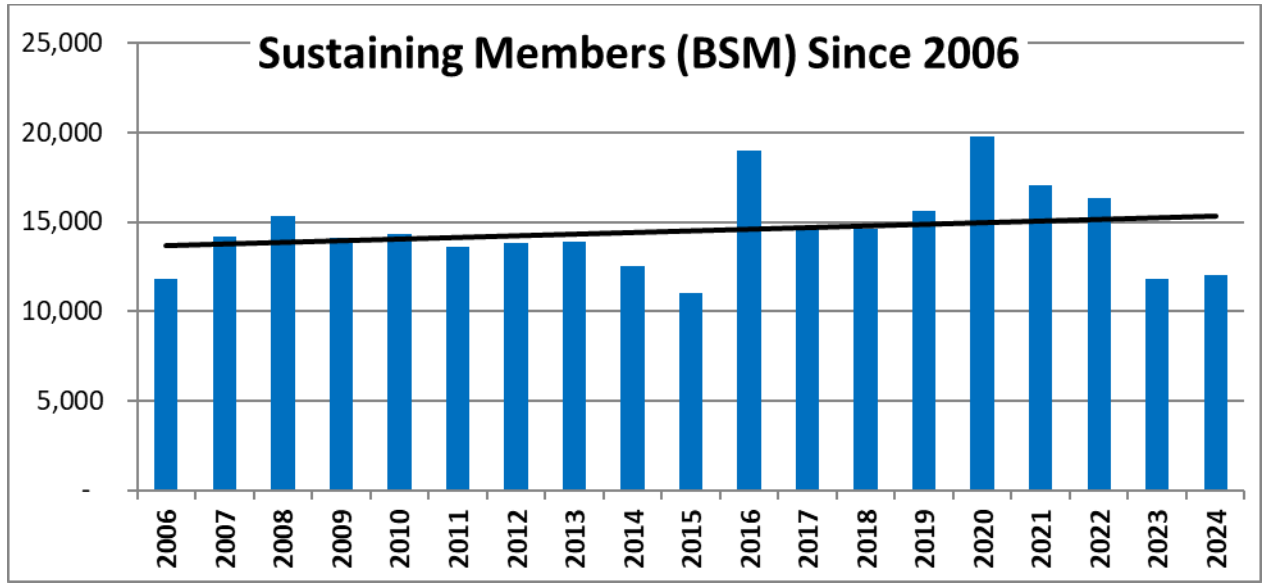
Page 8 – Balance Sheet Curr v. Prior Month Comparison

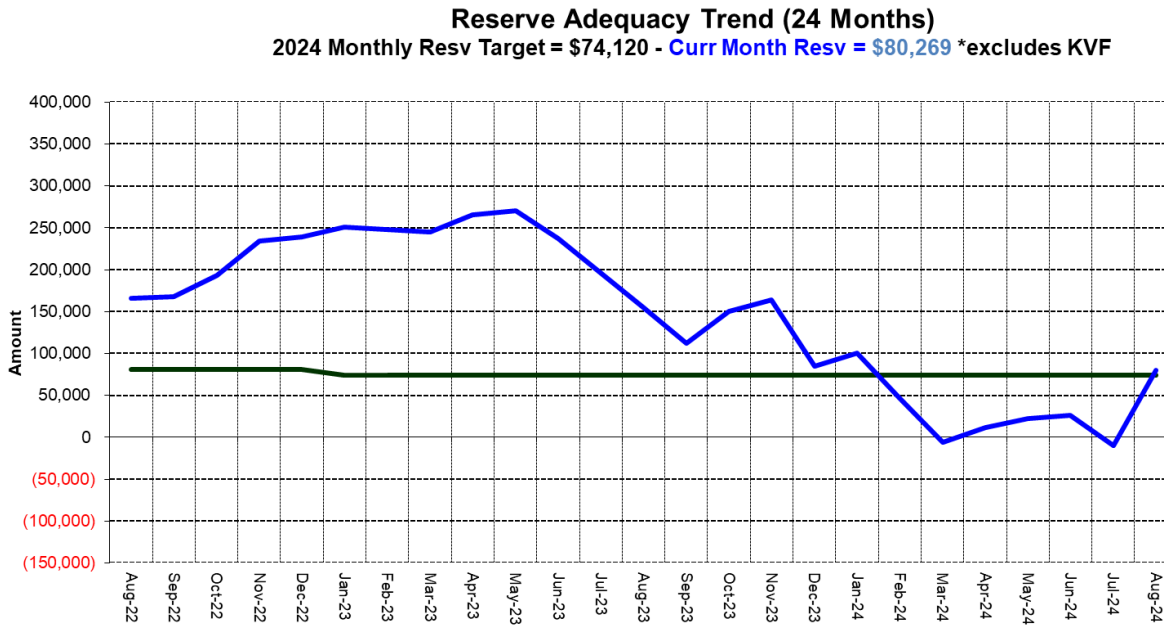
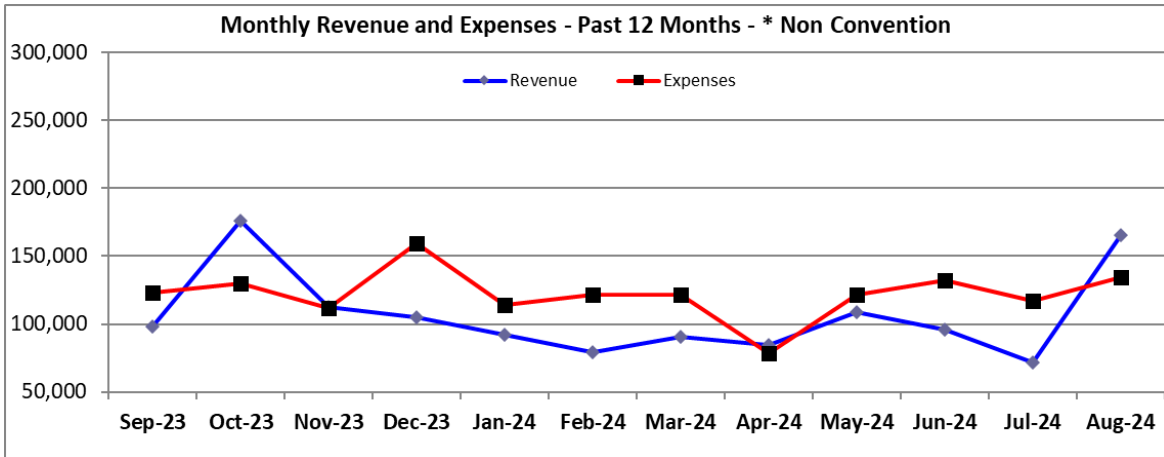
Page 10 - Cash Flow Report

Page 11 – Related Party Transactions – *Updated through 9/25/2024*

Page 11 – Chair’s Discretionary Disbursements

## End of Month Reports – Charts





	JAN	FEB	MAR	APR	MAY	JUN	JUL	AUG
<b>Total Cash</b>	\$ 280,324	\$ 249,686	\$ 210,481	\$ 244,701	\$ 524,438	\$ 358,200	\$ 341,198	\$ 406,181
<b>Temporary Restricted</b>	\$ 1,730	\$ 1,730	\$ 1,730	\$ 1,730	\$ 154,224	\$ 1,730	\$ 1,730	\$ 1,730
<b>Total Deferred Liabilities</b>	\$ 111,807	\$ 127,916	\$ 171,286	\$ 233,641	\$ 2,435	\$ 2,677	\$ 2,515	\$ 2,682
<b>Accounts Payable</b>	\$ 9,281	\$ 9,358	\$ 10,611	\$ 4,257	\$ 1,783	\$ 4,024	\$ 5,464	\$ 14,355
<b>Credit Card Balance</b>	\$ 1,242	\$ 2,877	\$ 2,234	\$ 15,213	\$ 42,510	\$ 16,629	\$ 29,815	\$ 17,452
<b>Accrued Expenses &amp; Liabilities</b>	\$ 79,846	\$ 74,674	\$ 47,575	\$ 40,907	\$ 312,819	\$ 319,270	\$ 323,244	\$ 312,643
<b>Prepaid Expenses</b>	\$ 9,137	\$ 4,597	\$ 5,950	\$ 55,998	\$ 5,398	\$ 5,902	\$ 3,597	\$ 15,041
<b>Accrued Vacation</b>	\$ 15,004	\$ 9,129	\$ 11,168	\$ 6,629	\$ 6,629	\$ 6,629	\$ 7,961	\$ 7,908
<b>Total Cash Reserve Adequacy</b>	\$ 100,558	\$ 46,856	\$ (5,837)	\$ 11,579	\$ 22,693	\$ 26,400	\$ (10,012)	\$ 80,269

Cash Reserve Calculation = Unrestricted Cash Available

**Total Cash**

**Less:**

1. Temporarily Restricted Net Assets
2. Total Deferred Liabilities and Deferred Revenue
3. Accounts Payable and Credit Cards
4. Other Accrued Expenses and Liabilities

**Add back**

1. Prepaid Expenses
2. Accrued Vacation

## End of Month Reports – Financial Summary

### Revenue - by Function as % of Total 2019 thru 2024 (Not Including Convention Packages)

	2019	2020	2021	2022	2023	2024
Membership Revenue	622,486	879,035	700,830	618,573	369,390	228,096
% Total Non Conv Revenue	41%	42%	33%	36%	33%	29%
General Fundraising	648,038	843,565	1,050,462	969,607	733,173	446,333
% Total Non Conv Revenue	43%	40%	50%	57%	65%	57%
Project/Program/Other	230,807	363,056	357,632	120,567	28,887	114,165
% Total Non Conv Revenue	15%	17%	17%	7%	3%	14%
Total Non Convention Revenue	1,501,331	2,085,656	2,108,924	1,708,747	1,131,450	788,593

### P&L Acct Summary Last Month Plus YTD

January through December 2024

	Jan 24	Feb 24	Mar 24	Apr 24	May 24	Jun 24	Jul 24	Aug 24	TOTAL
<b>Revenue</b>									
4-4000 · Fundraising Membership Prog Rev	91,358	78,568	90,397	80,206	107,680	94,831	71,444	68,854	683,338
4-4100 · Restricted Project Revenue	340	335	268	4,416	804	419	415	25	7,023
4-4200 · Convention & Special Event Rev									-
4200 - 49999 · Events, Program, Other									-
4700 Other Receipts	90	79	79	88	85	77	90	83	671
4800 Misc Income								96,800	96,800
Services									-
Credit Card Rewards						761			761
<b>Total Revenue</b>	<b>91,788</b>	<b>78,982</b>	<b>90,744</b>	<b>84,710</b>	<b>108,570</b>	<b>96,088</b>	<b>71,949</b>	<b>165,762</b>	<b>788,593</b>
<b>Expense</b>									
7-7000 · Fundraising Membership Prog Exp	42,031	45,638	39,855	25,678	58,847	73,186	51,299	49,030	385,565
8000 · Salary & Related Expense	41,450	37,018	42,617	28,170	28,628	32,184	31,916	32,299	274,282
8100 · Admin & Overhead Expense	9,877	14,301	21,324	10,653	19,031	11,218	17,083	22,333	125,820
8200 · Professional Services	18,619	23,018	15,725	11,797	13,187	13,849	14,689	28,984	139,869
8300 · Depreciation Expense	1,846	1,846	1,846	1,846	1,846	1,846	1,846	1,846	14,767
<b>Total Expense</b>	<b>113,823</b>	<b>121,823</b>	<b>121,367</b>	<b>78,144</b>	<b>121,539</b>	<b>132,282</b>	<b>116,833</b>	<b>134,492</b>	<b>940,303</b>
<b>Net Operating Income</b>	<b>(22,035)</b>	<b>(42,840)</b>	<b>(30,623)</b>	<b>6,566</b>	<b>(12,970)</b>	<b>(36,193)</b>	<b>(44,884)</b>	<b>31,269</b>	<b>(151,710)</b>
Released from Restriction									0
<b>Net Income</b>	<b>(22,035)</b>	<b>(42,840)</b>	<b>(30,623)</b>	<b>6,566</b>	<b>(12,970)</b>	<b>(36,193)</b>	<b>(44,884)</b>	<b>31,269</b>	<b>(151,710)</b>

### P&L Acct Summary Last Month Plus YTD (CONVENTION RESTRICTED)

January through December 2024

	Jan 24	Feb 24	Mar 24	Apr 24	May 24	Jun 24	Jul 24	Aug 24	TOTAL
<b>Revenue</b>									
Convention & Special Event Rev					568,590		11,807		580,398
<b>Total Revenue</b>	<b>0</b>	<b>0</b>	<b>0</b>	<b>0</b>	<b>568,590</b>	<b>0</b>	<b>11,807</b>	<b>0</b>	<b>580,398</b>
<b>Expense</b>									
Events and Conventions Exp			2,989	608	413,999	85,522	(2,784)	(47,000)	453,335
<b>Total Expense</b>	<b>-</b>	<b>-</b>	<b>2,989</b>	<b>608</b>	<b>413,999</b>	<b>85,522</b>	<b>(2,784)</b>	<b>(47,000)</b>	<b>453,335</b>
<b>Net Operating Income</b>	<b>0</b>	<b>0</b>	<b>(2,989)</b>	<b>(608)</b>	<b>154,591</b>	<b>(85,522)</b>	<b>14,591</b>	<b>47,000</b>	<b>127,063</b>
<b>Net Income</b>	<b>0</b>	<b>0</b>	<b>(2,989)</b>	<b>(608)</b>	<b>154,591</b>	<b>(85,522)</b>	<b>14,591</b>	<b>47,000</b>	<b>127,063</b>

# Libertarian National Committee Inc

## Balance Sheet Summary

As of August 31, 2024

	TOTAL
▼ ASSETS	
▼ Current Assets	
Bank Accounts	918,134.60
Accounts Receivable	51,610.86
Other Current Assets	19,054.80
<b>Total Current Assets</b>	<b>\$988,800.26</b>
Fixed Assets	742,639.30
Other Assets	0.00
<b>TOTAL ASSETS</b>	<b>\$1,731,439.56</b>
▼ LIABILITIES AND EQUITY	
▼ Liabilities	
▼ Current Liabilities	
Accounts Payable	167,932.48
Credit Cards	53,645.05
Other Current Liabilities	671,335.91
<b>Total Current Liabilities</b>	<b>\$892,913.44</b>
Long-Term Liabilities	0.00
<b>Total Liabilities</b>	<b>\$892,913.44</b>
Equity	838,526.12
<b>TOTAL LIABILITIES AND EQUITY</b>	<b>\$1,731,439.56</b>

**Libertarian National Committee Inc**  
**Statement of Activities: Actual vs. Budget**  
January - August, 2024

	Aug 2024			Total		
	Actual	Budget	over Budget	Actual	Budget	over Budget
<b>Income</b>						
4-4000 Fundraising Membership Prog Rev		0	0	0	0	0
4000.10 Recurring Monthly Revenue	1,381	44,000	(42,619)	216,222	325,000	(108,778)
4000.20 Other Membership Revenue	760	20,000	(19,240)	228,096	160,000	68,096
4000.30 General Fundraising Revenue	62,809	63,000	(191)	202,297	413,000	(210,703)
4000.40 Ballot Access - Voter Reg Rev	2,333	0	2,333	27,813	70,000	(42,187)
4000.50 Campaign Candidate Support Rev	1,572		1,572	7,110	0	7,110
4000.60 Affiliate Support Revenue			0	1,208	0	1,208
4000.70 Historic Preservation Revenue		200	(200)	591	1,600	(1,009)
<b>Total 4-4000 Fundraising Membership Prog Rev</b>	<b>68,854</b>	<b>127,200</b>	<b>(58,346)</b>	<b>683,338</b>	<b>969,600</b>	<b>(286,262)</b>
4-4100 Restricted Project Revenue			0	0	0	0
4100.10 Building Fund Revenue			0	1,135	0	1,135
4100.20 Legal Fund Revenue	25		25	5,889	0	5,889
<b>Total 4-4100 Restricted Project Revenue</b>	<b>25</b>	<b>0</b>	<b>25</b>	<b>7,023</b>	<b>0</b>	<b>7,023</b>
4-4200 Convention & Special Event Rev			0	0	0	0
4200.10 Convention Packages Revenue		0	0	11,807	355,000	(343,193)
4200.20 Convention Fundraising Revenue		0	0	568,590	145,000	423,590
<b>Total 4-4200 Convention &amp; Special Event Rev</b>	<b>0</b>	<b>0</b>	<b>0</b>	<b>580,398</b>	<b>500,000</b>	<b>80,398</b>
4700 Other Receipts			0	0	0	0
4710 Interest & Dividends	83		83	671	0	671
<b>Total 4700 Other Receipts</b>	<b>83</b>	<b>0</b>	<b>83</b>	<b>671</b>	<b>0</b>	<b>671</b>
4800 Misc Income			0	0	0	0
4810 Building Rental Income - Nolan	4,500		4,500	4,500	0	4,500
4820 JFA Commissions	92,300		92,300	92,300	0	92,300
<b>Total 4800 Misc Income</b>	<b>96,800</b>	<b>0</b>	<b>96,800</b>	<b>96,800</b>	<b>0</b>	<b>96,800</b>
Credit Card Rewards			0	761	0	761
<b>Total Income</b>	<b>165,762</b>	<b>127,200</b>	<b>38,562</b>	<b>1,368,991</b>	<b>1,469,600</b>	<b>(100,609)</b>
<b>Gross Profit</b>	<b>165,762</b>	<b>127,200</b>	<b>38,562</b>	<b>1,368,991</b>	<b>1,469,600</b>	<b>(100,609)</b>

**Libertarian National Committee Inc**  
**Statement of Activities: Actual vs. Budget**

January - August, 2024

	Aug 2024			Total		
	Actual	Budget	over Budget	Actual	Budget	over Budget
<b>Expenses</b>						
7-7000 Fundraising Membership Prog Exp			0	0	0	0
7000.10 Recurring Monthly Expense		1,000	(1,000)	0	8,000	(8,000)
7000.20 Other Membership Expense	1,870	1,000	870	21,386	8,000	13,386
7000.30 General Fundraising Expense	18,195	18,000	195	112,684	154,000	(41,316)
7000.40 Ballot Access Fundraising Exp		5,000	(5,000)	5,671	40,000	(34,329)
7000.50 Building Fundraising Expense			0	679	0	679
7000.60 Credit Card Fees Expense	3,124	5,000	(1,876)	43,838	40,000	3,838
7000.70 Store Expenses	1,417		1,417	26,408	0	26,408
7000.80 Core Services Expense			0	0	0	0
7000.81 Outreach & Activism Expense	8,564	5,000	3,564	45,702	36,000	9,702
7000.82 Membership Communications Exp		1,000	(1,000)	0	8,000	(8,000)
7000.84 Ballot Access Petitioning Exp	12,243	0	12,243	100,404	200,000	(99,596)
7000.88 Campaign Candidate Support Exp	3,218	5,000	(1,782)	25,868	5,000	20,868
7000.90 Historic Preservation Expense	400	200	200	2,925	1,600	1,325
<b>Total 7000.80 Core Services Expense</b>	<b>24,425</b>	<b>11,200</b>	<b>13,225</b>	<b>174,899</b>	<b>250,600</b>	<b>(75,701)</b>
<b>Total 7-7000 Fundraising Membership Prog Exp</b>	<b>49,030</b>	<b>41,200</b>	<b>7,830</b>	<b>385,565</b>	<b>500,600</b>	<b>(115,035)</b>
7-7200 Convention & Special Event Expe			0	0	0	0
7200.10 Convention Expenses General	(47,000)	0	(47,000)	447,070	137,000	310,070
7200.20 Convention Travel & Meals Exp	0	0	0	3,773	116,000	(112,227)
7200.30 Convention Fundraising Expense	0	0	0	0	50,000	(50,000)
7200.40 Special Event Expense			0	2,492	0	2,492
<b>Total 7-7200 Convention &amp; Special Event Expe</b>	<b>(47,000)</b>	<b>0</b>	<b>(47,000)</b>	<b>453,335</b>	<b>303,000</b>	<b>150,335</b>
8000 Salary & Related Expense			0	0	0	0
8005 Salary Hourly Bonus Sick & Vac	24,289	45,000	(20,711)	212,857	355,000	(142,143)
8015 Contractor Adm in & Internships		0	0	0	500	(500)
8020 Employer Cont to P/R Tax	2,539	2,500	39	19,174	20,000	(826)
8030 Employer Cont to 401K & Adm	609	650	(41)	5,891	5,200	691
8040 Fed & State Unemployment		150	(150)	68	1,200	(1,132)
8060 Health Insurance	2,501	3,000	(499)	18,412	24,000	(5,588)
8065 Workers Comp Insurance		250	(250)	190	2,000	(1,810)
8070 Other Bens, Gdwill & Training		100	(100)	49	800	(751)
8080 Payroll Service Fees	2,360	1,200	1,160	17,641	9,600	8,041
<b>Total 8000 Salary &amp; Related Expense</b>	<b>32,299</b>	<b>52,850</b>	<b>(20,551)</b>	<b>274,282</b>	<b>418,300</b>	<b>(144,018)</b>
8100 Admin & Overhead Expense			0	0	0	0
8110 Ofc Supplies & Non Cap Equipt	859	160	699	960	1,280	(320)
8120 Telephone & Data Services	428	650	(222)	4,787	5,200	(413)
8125 Equipment Leases & Maint.		65	(65)	0	520	(520)
8130 Postage & Shipping	2,214	1,000	1,214	20,758	8,000	12,758
8140 Travel, Meeting, & Meals Exp	7,906	1,000	6,906	9,521	17,100	(7,579)
8160 Insurance - D/O Cyber - Other		1,500	(1,500)	13,228	12,000	1,228
8170 Occupancy Expenses			0	0	0	0
8170-20 Utilities Expense	922	420	502	2,187	3,320	(1,133)
8170-30 Property Taxes, Fees & Permits	777	0	777	11,308	5,000	6,308
8170-40 Maintenance, Cleaning & Repairs		420	(420)	1,914	3,320	(1,406)
8170-50 Property / GL Insurance		250	(250)	962	2,000	(1,038)
8170-60 Assc Fees, Rent & Storage	210	240	(30)	1,680	1,640	40
<b>Total 8170 Occupancy Expenses</b>	<b>1,909</b>	<b>1,330</b>	<b>579</b>	<b>18,051</b>	<b>15,280</b>	<b>2,771</b>
8180 Printing & Copying		200	(200)	5	1,600	(1,595)
8190 Software, Hardware & Other IT	8,705	5,000	3,705	54,803	45,000	9,803
8195 Other Expenses & Bank Fees	312	380	(68)	3,707	2,480	1,227
<b>Total 8100 Admin &amp; Overhead Expense</b>	<b>22,333</b>	<b>11,285</b>	<b>11,048</b>	<b>125,820</b>	<b>108,460</b>	<b>17,360</b>
8200 Professional Services			0	0	0	0
8210 Legal			0	0	0	0
8210-10 Legal - General	13,529	5,000	8,529	52,787	40,000	12,787
<b>Total 8210 Legal</b>	<b>13,529</b>	<b>5,000</b>	<b>8,529</b>	<b>52,787</b>	<b>40,000</b>	<b>12,787</b>
8220 Accounting	5,153	6,500	(1,347)	62,720	52,000	10,720
8230 FEC Filing & Consulting	2,000	2,500	(500)	16,000	20,000	(4,000)
8240 Computer Services		1,000	(1,000)	0	15,500	(15,500)
8250 Other Professional Services	8,302	250	8,052	8,362	2,000	6,362
<b>Total 8200 Professional Services</b>	<b>28,984</b>	<b>15,250</b>	<b>13,734</b>	<b>139,869</b>	<b>129,500</b>	<b>10,369</b>
8300 Depreciation Expense	1,846	2,000	(154)	14,767	16,000	(1,233)
<b>Total Expenses</b>	<b>87,492</b>	<b>122,585</b>	<b>(35,093)</b>	<b>1,393,638</b>	<b>1,475,860</b>	<b>(82,222)</b>
<b>Net Operating Income</b>	<b>78,269</b>	<b>4,615</b>	<b>73,654</b>	<b>(24,647)</b>	<b>(6,260)</b>	<b>(18,387)</b>
<b>Net Income</b>	<b>78,269</b>	<b>4,615</b>	<b>73,654</b>	<b>(24,647)</b>	<b>(6,260)</b>	<b>(18,387)</b>

# Libertarian National Committee Inc

## Statement of Financial Position

As of August 31, 2024

	Total			
	As of Aug 31, 2024	As of Jul 31, 2024 (PP)	Change	% Change
<b>ASSETS</b>				
<b>Current Assets</b>				
<b>Bank Accounts</b>				
11 Cash	0	0	0	
111U PNC Checking 8115 (Unrest)	218,894	261,099	(42,205)	-16.16%
112U Truist xxx8394 (Unrestricted)	155,832	52,739	103,092	195.48%
114R Truist xxx8408 (Rest Building)	1,730	1,730	0	0.00%
119R Truist xxx0094 JFA (Restricted)	515,967		515,967	
<b>Total 11 Cash</b>	<b>892,423</b>	<b>315,569</b>	<b>576,854</b>	<b>182.80%</b>
11.1 Investments			0	
110I PNC Bond Money Market	25,711	25,629	83	0.32%
<b>Total 11.1 Investments</b>	<b>25,711</b>	<b>25,629</b>	<b>83</b>	<b>0.32%</b>
<b>Total Bank Accounts</b>	<b>918,135</b>	<b>341,198</b>	<b>576,937</b>	<b>169.09%</b>
<b>Accounts Receivable</b>				
12 Accounts Receivable	51,611	8,820	42,790	485.13%
<b>Total Accounts Receivable</b>	<b>51,611</b>	<b>8,820</b>	<b>42,790</b>	<b>485.13%</b>
<b>Other Current Assets</b>				
1500 Undeposited Funds	0	7,598	(7,598)	-100.00%
1501 Undeposited Funds - Zoho / Checks	4,014	5,016	(1,002)	-19.98%
16 Prepaid Expenses	0	0	0	
164 Prepaid Services	1,517	3,597	(2,080)	-57.83%
166 Prepaid Insurance	13,524	13,524	0	0.00%
<b>Total 16 Prepaid Expenses</b>	<b>15,041</b>	<b>17,121</b>	<b>(2,080)</b>	<b>-12.15%</b>
<b>Total Other Current Assets</b>	<b>19,055</b>	<b>29,734</b>	<b>(10,680)</b>	<b>-35.92%</b>
<b>Total Current Assets</b>	<b>988,800</b>	<b>379,752</b>	<b>609,048</b>	<b>160.38%</b>
<b>Fixed Assets</b>				
17 Fixed Assets			0	
172 Furniture & Fixtures	25,879	25,879	0	0.00%
173 Office Equipment	16,797	16,797	0	0.00%
174 Computer Hardware	36,449	36,449	0	0.00%
175 Computer Software	134,614	134,614	0	0.00%
177 Office Building	0	0	0	
177-10 Physical Structure	477,119	477,119	0	0.00%
177-20 Land	347,881	347,881	0	0.00%
<b>Total 177 Office Building</b>	<b>825,000</b>	<b>825,000</b>	<b>0</b>	<b>0.00%</b>
178 Ofc Imprmnt Acq & Capt Expense	70,519	70,519	0	0.00%
179 Accumulated Depreciation	(366,618)	(364,772)	(1,846)	-0.51%
<b>Total 17 Fixed Assets</b>	<b>742,639</b>	<b>744,485</b>	<b>(1,846)</b>	<b>-0.25%</b>
<b>Total Fixed Assets</b>	<b>742,639</b>	<b>744,485</b>	<b>(1,846)</b>	<b>-0.25%</b>
<b>TOTAL ASSETS</b>	<b>1,731,440</b>	<b>1,124,238</b>	<b>607,202</b>	<b>54.01%</b>



# Libertarian National Committee Inc

## Statement of Financial Position

As of August 31, 2024

	As of Aug 31, 2024	Total As of Jul 31, 2024 (PP)	Change	% Change
<b>LIABILITIES AND EQUITY</b>				
<b>Liabilities</b>				
<b>Current Liabilities</b>				
<b>Accounts Payable</b>				
21 Accounts Payable	167,457	5,005	162,452	3245.76%
Taxes Payable	475	459	17	3.62%
<b>Total Accounts Payable</b>	<b>167,932</b>	<b>5,464</b>	<b>162,469</b>	<b>2973.56%</b>
<b>Credit Cards</b>				
22 Credit Cards			0	
2223 PNC Bus Options Visa	23,400	6,699	16,701	249.30%
2225 BB&T Visa	30,245	23,116	7,129	30.84%
<b>Total 22 Credit Cards</b>	<b>53,645</b>	<b>29,815</b>	<b>23,830</b>	<b>79.93%</b>
<b>Total Credit Cards</b>	<b>53,645</b>	<b>29,815</b>	<b>23,830</b>	<b>79.93%</b>
<b>Other Current Liabilities</b>				
24 Accrued Expenses			0	
241 Accrued Payroll	6,849	15,701	(8,852)	-56.38%
242 Accrued Vacation	7,908	7,961	(53)	-0.66%
244 Other Accrued Expenses	290,000	290,000	0	0.00%
245 Accrued Real Estate Tax	7,768	6,991	777	11.11%
<b>Total 24 Accrued Expenses</b>	<b>312,526</b>	<b>320,653</b>	<b>(8,128)</b>	<b>-2.53%</b>
25 Accrued Payroll Taxes			0	
251 Payroll Tax Liabilities	8	0	8	
<b>Total 25 Accrued Payroll Taxes</b>	<b>8</b>	<b>0</b>	<b>8</b>	
26 Accrued Organizational Taxes			0	
264 Sales Tax Liability			0	
264-1 Sales Tax Liability - CA	27	8	19	225.57%
264-3 Sales Tax Liability - PA	41	32	9	29.76%
264-4 Sales Tax Liability - TX	36	31	5	16.92%
264-5 Sales Tax Liability - VA	5	5	0	0.00%
<b>Total 264 Sales Tax Liability</b>	<b>109</b>	<b>76</b>	<b>34</b>	<b>44.35%</b>
<b>Total 26 Accrued Organizational Taxes</b>	<b>109</b>	<b>76</b>	<b>34</b>	<b>44.35%</b>
27 Deferred Liabilities			0	
276 Joint Affiliate Portion of Rev	2,682	2,973	(292)	-9.81%
277 JFA Liability	356,011		356,011	
<b>Total 27 Deferred Liabilities</b>	<b>358,693</b>	<b>2,973</b>	<b>355,720</b>	<b>11963.68%</b>
<b>Total Other Current Liabilities</b>	<b>671,336</b>	<b>323,702</b>	<b>347,634</b>	<b>107.39%</b>
<b>Total Current Liabilities</b>	<b>892,913</b>	<b>358,981</b>	<b>533,932</b>	<b>148.74%</b>
<b>Total Liabilities</b>	<b>892,913</b>	<b>358,981</b>	<b>533,932</b>	<b>148.74%</b>
<b>Equity</b>				
31 General Operating	866,442	866,442	0	0.00%
31.1 Board Designated Fund - Ballot Access Petitioning	(5,000)		(5,000)	
32 Temp. Restricted Balances			0	
3204 Fund - Campus	1,730	1,730	0	0.00%
<b>Total 32 Temp. Restricted Balances</b>	<b>1,730</b>	<b>1,730</b>	<b>0</b>	<b>0.00%</b>
<b>Net Income</b>	<b>(24,647)</b>	<b>(102,916)</b>	78,269	76.05%
<b>Total Equity</b>	<b>838,526</b>	<b>765,257</b>	<b>73,269</b>	<b>9.57%</b>
<b>TOTAL LIABILITIES AND EQUITY</b>	<b>1,731,440</b>	<b>1,124,238</b>	<b>607,202</b>	<b>54.01%</b>

**Libertarian National Committee Inc**  
**Statement of Cash Flows**  
 January - August, 2024

	Jan 2024	Feb 2024	Mar 2024	Apr 2024	May 2024	Jun 2024	Jul 2024	Aug 2024	Total
<b>OPERATING ACTIVITIES</b>									
Net Income	(22,035)	(42,840)	(33,612)	5,957	141,622	(121,716)	(30,292)	78,269	(24,647)
Adjustments to reconcile Net Income to Net Cash provided by operations:									
12 Accounts Receivable			0				(8,820)	(42,790)	(51,611)
1501 Undeposited Funds - Zoho / Checks	34,278	(6,833)	(22,917)	14,103	24,543	(17,119)	6,499	1,002	33,557
164 Prepaid Expenses:Prepaid Services	(1,950)	1,609	(4,286)	(48)	(504)	(504)	2,305	2,080	(1,299)
166 Prepaid Expenses:Prepaid Insurance		2,931	2,932		(4,403)	(9,121)			(7,661)
167-10 Prepaid Expenses:Prepaid Convention - Spec Event:Prepaid Convention General Exp				(50,000)	51,105				1,105
21 Accounts Payable	(8,315)	76	1,249	(6,560)	(2,625)	2,284	1,299	162,452	149,861
Taxes Payable			4	205	151	(43)	141	17	475
2223 Credit Cards:PNC Bus Options Visa	132	1,629	(713)	4,166	36,265	(36,818)	2,038	16,701	23,400
2225 Credit Cards:BB&T Visa	(563)	6	21	8,862	(8,968)	10,937	11,148	7,129	28,572
241 Accrued Expenses:Accrued Payroll	2,916	(107)	(11,467)	(2,878)	2,059	2,982	2,213	(8,852)	(13,133)
242 Accrued Expenses:Accrued Vacation	1,271	(5,875)	2,039	(4,539)			1,333	(53)	(5,824)
244 Accrued Expenses:Other Accrued Expenses			(18,500)		269,000				250,500
245 Accrued Expenses:Accrued Real Estate Tax	777	777	777	777	777	777	777	777	6,214
251 Accrued Payroll Taxes:Payroll Tax Liabilities									8
264-1 Accrued Organizational Taxes:Sales Tax Liability:Sales Tax Liability - CA	26	4	22	11	42	10	(182)	19	(50)
264-3 Accrued Organizational Taxes:Sales Tax Liability:Sales Tax Liability - PA	(20)	8	16	(18)	11	7	3	9	15
264-4 Accrued Organizational Taxes:Sales Tax Liability:Sales Tax Liability - TX	(71)	19	12	(20)	23	0	(3)	5	(35)
264-5 Accrued Organizational Taxes:Sales Tax Liability:Sales Tax Liability - VA	4	4	1	0	1	(2)	(3)	0	5
272-20 Deferred Liabilities:Deferred Convention Revenue:Deferred Convention Fundraising	18,411	15,973	38,224	67,360	(231,725)				(91,756)
276 Deferred Liabilities:Joint Affiliate Portion of Rev	(148)	136	5,146	(5,005)	518	242	296	(292)	894
277 Deferred Liabilities:JFA Liability								356,011	356,011
Total Adjustments to reconcile Net Income to Net Cash provided by operations:	46,748	10,357	(7,440)	26,417	136,269	(46,368)	19,042	494,224	679,249
Net cash provided by operating activities	24,713	(32,484)	(41,051)	32,374	277,891	(168,084)	(11,251)	572,493	654,603
<b>INVESTING ACTIVITIES</b>									
179 Fixed Assets:Accumulated Depreciation	1,846	1,846	1,846	1,846	1,846	1,846	1,846	1,846	14,767
Net cash provided by investing activities	1,846	1,846	1,846	1,846	1,846	1,846	1,846	1,846	14,767
<b>FINANCING ACTIVITIES</b>									
31.1 Board Designated Fund - Ballot Access Petitioning	0	0	0	0	0	0	0	(5,000)	(5,000)
Net cash provided by financing activities	0	0	0	0	0	0	0	(5,000)	(5,000)
Net cash increase for period	26,559	(30,638)	(39,206)	34,220	279,737	(166,238)	(9,405)	569,339	664,370

**RELATED PARTY TRANSACTIONS AS OF: 9/25/24**

Related Party Donations	BSM Expires	Date of Last Contribution	Amount	OK	YTD Contributions	Lifetime Giving (Since 1990)
Gary Alvstad	Life Member	03/29/24	\$ 315.18	Yes	\$ 315.18	\$ 4,717.03
David Benner III	03/30/25	03/30/24	\$ 25.00	yes	\$ 25.00	\$ 812.00
Dustin Blankenship	12/01/24	04/02/24	\$ 235.13	yes	\$ 388.13	\$ 1,557.49
Richard Bowen	LPF Member	02/01/24	\$ 21.00	no	\$ 82.00	\$ 3,311.00
Paul Bracco	Life Member	09/01/24	\$ 5.00	no	\$ 702.00	\$ 3,923.00
Richard Burke	09/20/24	10/31/23	\$ 25.00	nam	\$ -	\$ 1,381.15
Joshua Clark	Life Member	08/01/23	\$ 125.00	nam	\$ -	\$ 2,279.00
Martin Cowen	Life Member	07/01/24	\$ 5.00	nam	\$ 213.13	\$ 8,265.76
Randall Daniel	02/05/25	02/05/24	\$ 25.00	nam	\$ 25.00	\$ 685.75
<b>Otto Dassing</b>	11/30/24	12/01/23	\$ 25.00	yes	\$ -	\$ 1,152.50
Miguel Duque	08/04/23	07/10/23	\$ 33.99	nam	\$ -	\$ 309.83
Joseph Ecklund	11/06/23	02/03/24	\$ 25.00	nam	\$ 25.00	\$ 494.00
Carrie Eiler	Life Member	11/07/23	\$ 104.20	nam	\$ -	\$ 2,595.72
Bryan Elliott	Life Member	05/23/24	\$ 522.50	nam	\$ 522.50	\$ 5,278.50
<b>Patrick Ford</b>	07/31/25	08/02/24	\$ 25.00	no		\$ 1,379.30
Linnea Gabbard	03/26/24	06/26/24	\$ 5.00	nam	\$ -	\$ 831.75
Todd Hagopian	Life Member	07/08/24	\$ 50.00	nam	\$ 611.25	\$ 8,056.36
Robley Hall	09/01/23	07/31/24	\$ 5.00	nam	\$ 40.00	\$ 634.00
<b>Adam Haman</b>	08/21/25	08/22/24	\$ 51.75	yes	\$ 1,015.30	\$ 2,157.22
<b>Caryn Ann Harlos</b>	Life Member	04/27/24	\$ 25.75	no	\$ 1,659.25	\$ 15,944.09
<b>Meredith Hays</b>	05/06/25	05/07/24	\$ 26.05	yes	\$ 26.05	\$ 441.03
<b>Gregory Hertzsch</b>	07/31/25	08/01/24	\$ 10.00	no	\$ 364.50	\$ 20,700.65
William Hyman	04/13/23	01/31/24	\$ 5.15	nam	\$ 5.15	\$ 908.80
<b>Adrian Malagon</b>	LP Lifetime	09/01/24	\$ 5.15	no	\$ 41.20	\$ 2,249.53
<b>Angela McArdle</b>	08/24/25	08/25/24	\$ 206.10	no	\$ 2,181.76	\$ 6,166.38
Dustin Nanna	06/02/25	06/03/24	\$ 25.00	yes	\$ 260.13	\$ 5,175.68
<b>Steven Nekhaila</b>	Life Member	03/29/24	\$ 400.00	no	\$ 1,450.00	\$ 12,193.50
Connor Nepomuceno	Life Member	04/18/24	\$ 10.30	nam	\$ 173.20	\$ 3,416.72
Donavan Pantke, in memoriam	12/08/23	08/31/23	\$ 52.50	yes	\$ -	\$ 6,221.30
<b>William Redpath</b>	Life Member	05/08/24	\$ 38.64	no	\$ 268.64	\$ 137,366.64
Michael Rufo	09/09/24	07/02/24	\$ 154.50	nam	\$ 1,131.50	\$ 3,733.50
Joshua Smith	05/04/23	08/11/24	\$ 5.00	nam	\$ 265.74	\$ 2,719.08
Marcos Tuniewicz	Life Member	05/23/24	\$ 209.00	nam	\$ 418.00	\$ 5,189.58
Beth Vest	Life Member	07/11/24	\$ 10.30	nam	\$ 72.10	\$ 3,181.40
<b>Andrew Watkins</b>	Life Member	03/29/24	\$ 200.00	yes	\$ 700.00	\$ 3,243.00
<b>Katherine Yeniscavich</b>	Life Member	09/14/24	\$ 10.30	no	\$ 372.42	\$ 4,028.43
Total Contributions (Curr Board):			\$ 3,022.49		\$ 13,354.13	\$ 282,700.67

Related Party Disbursements	Memo	Aug 24 Disbursement	2024 YTD Disbursements
Free Libertarian Party New Mexico	State Membership Transfer	\$ -	\$ -
LPAK - LP Alaska	State Membership Transfer	\$ 61.85	\$ 873.89
LPCA - LP California	State Membership Transfer	\$ 167.37	\$ 1,004.64
LPOH - LP Ohio	Ballot Access		\$ 10,000.00
LPME - LP ME	Ballot Access		\$ -
LPNM - LP New Mexico	State Membership Transfer	\$ 62.35	\$ 100.97
LP - North Dakota	Membership		\$ 7,000.00
LPVA - LP Virginia	State Membership Transfer		\$ -
Total Disbursements:		\$ 291.57	\$ 18,979.50

**CHAIR'S DISCRETIONARY DISBURSEMENTS FOR 2024**

Chair	Memo	MTD	YTD
Angela McArdle			