



## **MAY 2015 END OF MONTH FINANCIAL REPORTS**

Page 1 – EOM Membership and Revenue Charts and Graphs

Page 3 – EOM Financial Summary Reports

Page 4 - 2015 v. 2013 Comparisons Statement of Operations

Page 5 - Statement of Operations Budget vs. Actual

Page 6 - P&L Detail (w-Functional Allocation of Expenses) by Month

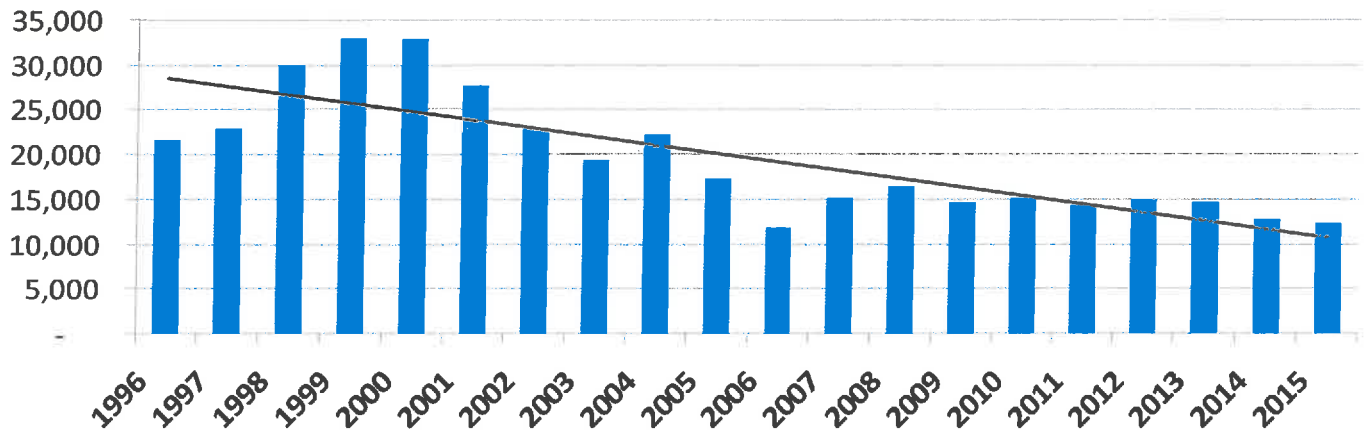
Page 9 – Balance Sheet Curr v. Prior Month Comparison

Page 11 - GAAP Cash Flow Report

Page 12 – Related Party Contributions and Disbursements

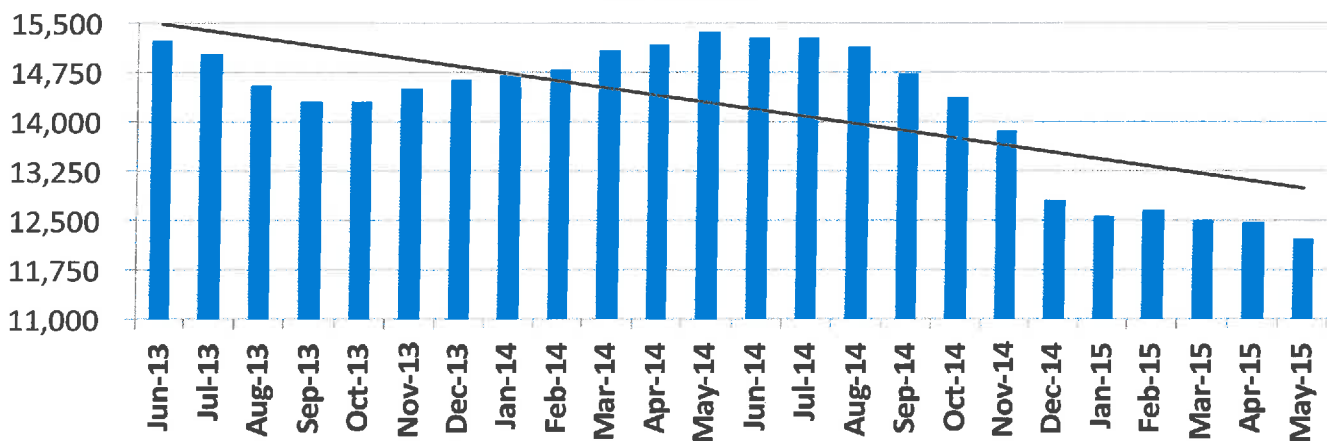
### End of Month Reports - Charts

#### Active Donors Past 20 Years



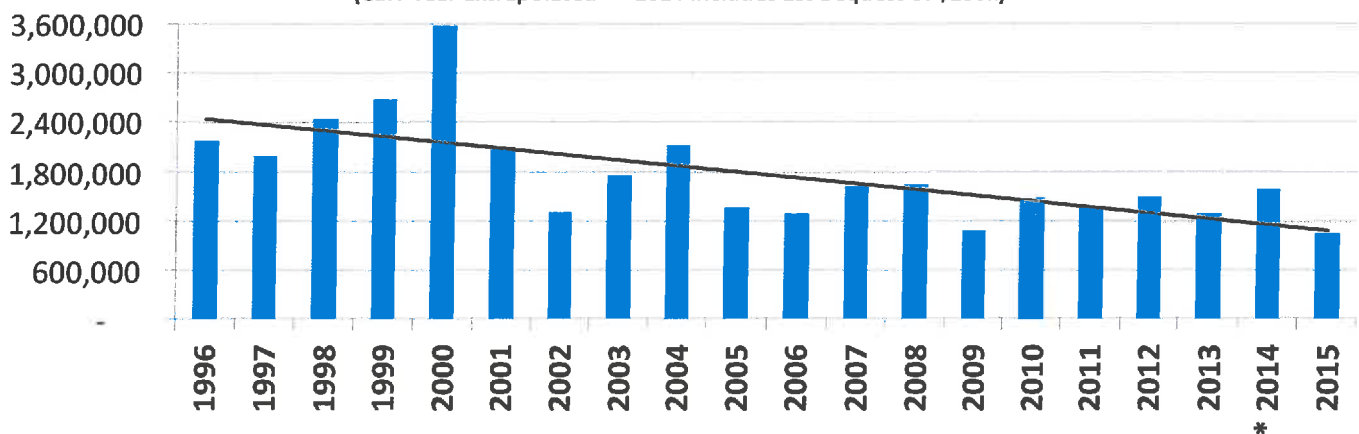
#### Active Donors (Past 24 Months)

Plus Trend Line

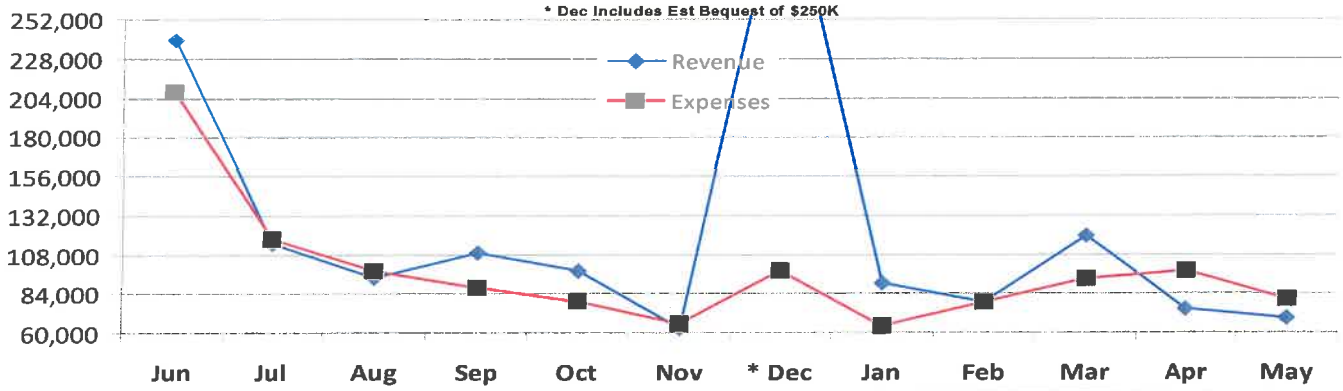


#### Revenue 20 years

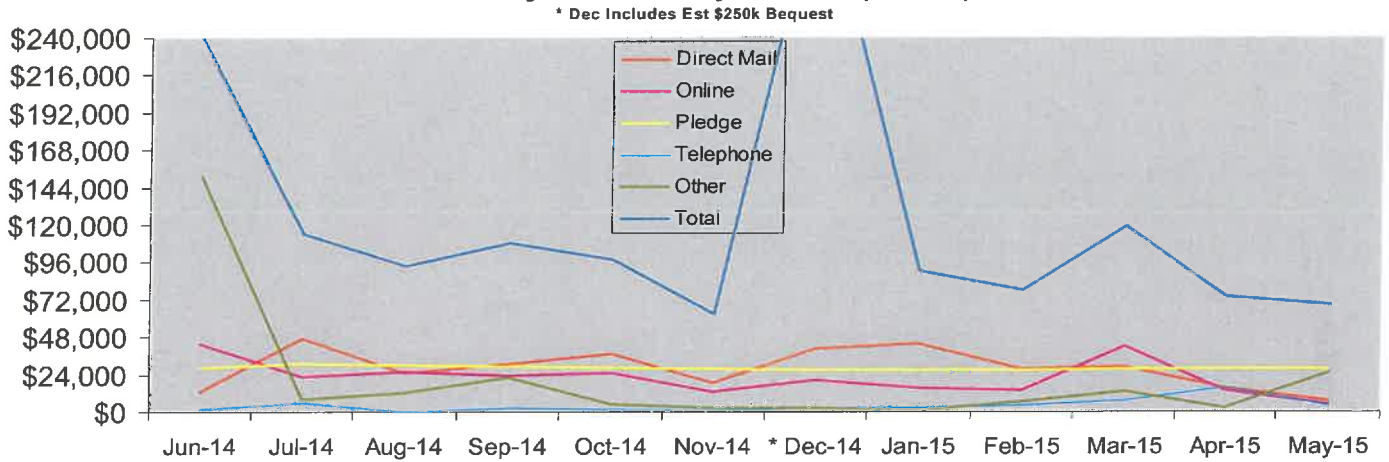
(Curr Year Extrapolated - \* 2014 Includes Est Bequest of \$250k)



### Monthly Revenue and Expenses - Past 12 Months

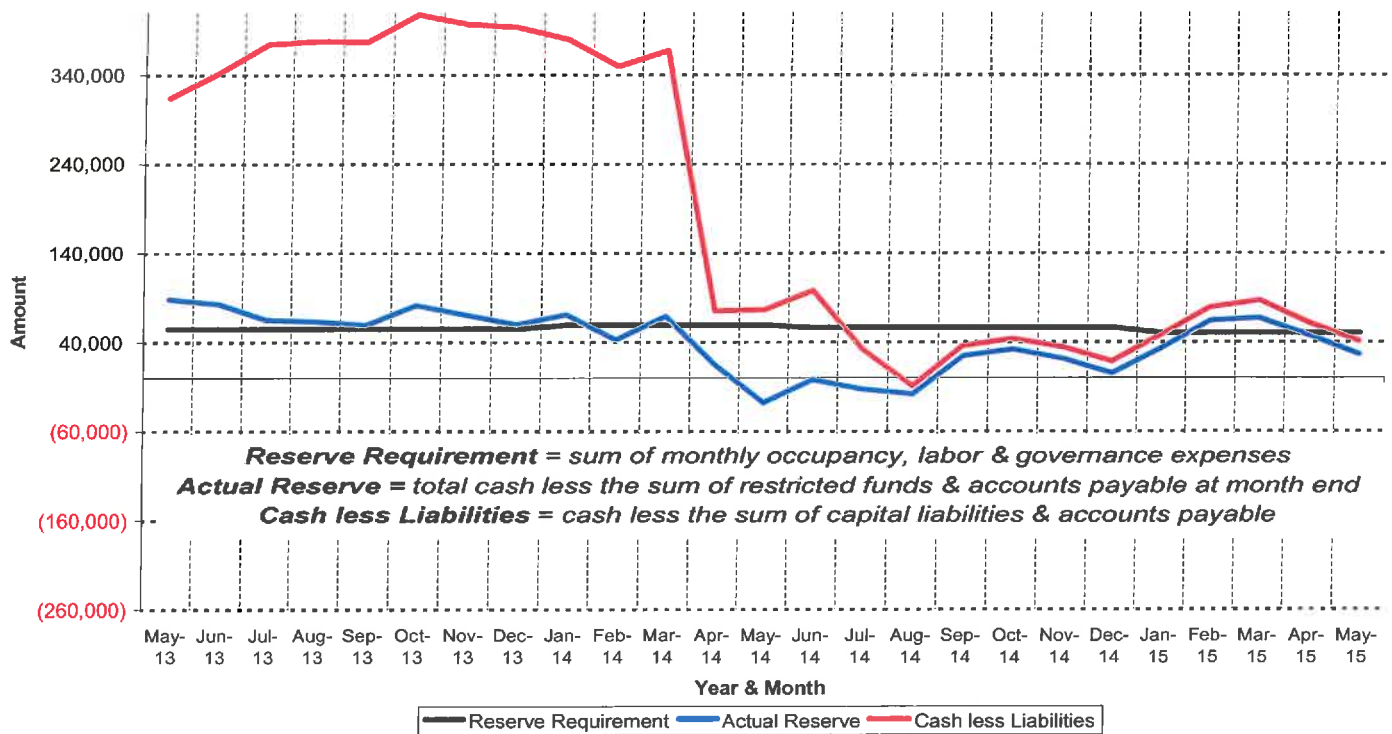


### Monthly Revenue by Source (12 Mo)



### Reserve Adequacy Trend & Cash Less Liabilities (24 Months)

2015 Resv Target = \$50,460 - Curr Month Resv = \$26,346 - Curr Month C-L = \$41,566



## End of Month Reports – Financial Summary

### Statement of Operations Summary

Last Month & YTD

	Total May-15	2015 YTD	2015 Budget Year to Date	Actual vs. Budget YTD	Total Annual Budget 2015	2015 Budget Remaining
Support and Revenue	69,172	432,254	538,042	(105,787)	1,291,300	859,046
Cost of Support and Revenue	16,558	86,008	119,694	(33,686)	283,065	197,057
Net Support Available for Programs	52,613	346,247	418,348	(72,101)	1,008,235	661,988
Program Expense	64,137	328,127	380,299	(52,171)	921,617	593,490
<b>Net Operating Surplus (or Deficit)</b>	<b>(11,523)</b>	<b>18,119</b>	<b>38,049</b>	<b>(19,930)</b>	<b>86,618</b>	<b>68,498</b>

### Acct Summary w-Funct Allocation of Exp By Month Plus YTD

	Jan 15	Feb 15	Mar 15	Apr 15	May 15	TOTAL
<b>Ordinary Revenue/Expense</b>						
<b>Revenue</b>						
4000 · General Fundraising	89,357	72,171	113,345	72,495	57,600	404,968
4100 · Project Revenue	260	110	5,294	1,296	11,240	18,200
4300 · Program Revenue	877	6,342	753	884	332	9,188
4600 · Refunds of Contributions	0	(100)	0	0	0	(100)
<b>Total Revenue</b>	<b>90,494</b>	<b>78,523</b>	<b>119,392</b>	<b>74,675</b>	<b>69,172</b>	<b>432,256</b>
<b>Gross Revenue</b>	<b>90,494</b>	<b>78,523</b>	<b>119,392</b>	<b>74,675</b>	<b>69,172</b>	<b>432,256</b>
<b>Expense</b>						
7000 · General Fundraising Expense	13,617	21,316	40,179	11,730	19,010	105,852
7100 · Project-Related Expenses	424	1,652	742	101	0	2,919
7200 · Events and Conventions Exp	94	92	159	50	175	570
7300 · Program-Related Expenses	13,106	21,308	15,178	40,690	25,167	115,449
8000 · Salary & Related Expense	18,345	18,654	24,328	20,639	18,203	100,169
8100 · Admin & Overhead Expense	12,588	13,651	16,185	19,927	15,980	78,331
8200 · Professional Services	1,928	1,725	1,712	1,727	1,763	8,855
8300 · Depreciation Expense	398	398	398	398	398	1,990
<b>Total Expense</b>	<b>60,500</b>	<b>78,796</b>	<b>98,881</b>	<b>95,262</b>	<b>80,696</b>	<b>414,135</b>
<b>Net Ordinary Revenue</b>	<b>29,994</b>	<b>(273)</b>	<b>20,511</b>	<b>(20,587)</b>	<b>(11,524)</b>	<b>18,121</b>
<b>Net Revenue</b>	<b>29,994</b>	<b>(273)</b>	<b>20,511</b>	<b>(20,587)</b>	<b>(11,524)</b>	<b>18,121</b>

### Balance Sheet Summary - Current vs Prior Month

	May 31, 15	Apr 30, 15	\$ Change	% Change
<b>ASSETS</b>				
<b>Current Assets</b>				
Total Checking/Savings	41,566.16	61,568.74	(20,002.58)	-32.49%
Total Other Current Assets	8,903.22	12,851.32	(3,948.10)	-30.72%
<b>Total Current Assets</b>	<b>50,469.38</b>	<b>74,420.06</b>	<b>(23,950.68)</b>	<b>-32.18%</b>
<b>Total Fixed Assets</b>	<b>893,110.65</b>	<b>893,508.29</b>	<b>(397.64)</b>	<b>-0.05%</b>
<b>Total Non Current - Other</b>	<b>190,600.00</b>	<b>190,600.00</b>	<b>0.00</b>	<b>0.00%</b>
<b>TOTAL ASSETS</b>	<b>1,134,180.03</b>	<b>1,158,528.35</b>	<b>(24,348.32)</b>	<b>-2.10%</b>
<b>LIABILITIES &amp; EQUITY</b>				
<b>Liabilities</b>				
Total Current Liabilities	39,188.59	41,061.22	(1,872.63)	-4.56%
Total Long Term Liabilities	507,523.57	518,475.77	(10,952.20)	-2.11%
<b>Total Liabilities</b>	<b>546,712.16</b>	<b>559,536.99</b>	<b>(12,824.83)</b>	<b>-2.29%</b>
<b>Total Equity</b>	<b>587,467.87</b>	<b>598,991.36</b>	<b>(11,523.49)</b>	<b>-1.92%</b>
<b>TOTAL LIABILITIES &amp; EQUITY</b>	<b>1,134,180.03</b>	<b>1,158,528.35</b>	<b>(24,348.32)</b>	<b>-2.10%</b>

**Statement of Operations - 2015 v. 2013 Comparison**

	Jan - Dec 15	Jan -Dec 13	Diff 15 v 13	May-15	May-15	Diff 15 v 13
<b>Statement of Ops YTD 15 v 13</b>						
<b>Support and Revenue</b>						
20-Membership Dues	151,068	165,601	-14,533	12,992	27,245	-14,253
21-Donations	66,167	65,889	278	2,997	9,191	-6,194
22-Recurring Gifts	137,653	144,848	-7,195	27,712	28,926	-1,214
23-BoardSolicitation MajorGifts	33,400	100	33,300	0	0	0
24-Convention Revenue	0	0	0	0	0	0
25-Project Program Revenue	18,200	122,659	-104,459	0	0	0
26-Brand Dev / Promotional Materials Rev	9,188	1,114	8,074	11,240	43,611	-32,371
27-BalлотAccess Donations	16,578	715	15,863	332	92	240
28-Publications Materials Other	0	750	-750	13,888	15	13,883
29-Other Revenue	0	0	0	0	0	0
<b>Total Support and Revenue</b>	<b>432,254</b>	<b>501,676</b>	<b>-69,422</b>	<b>69,172</b>	<b>109,080</b>	<b>-39,908</b>
<b>Cost of Support and Revenue</b>						
32-Fundraising Costs	36,957	40,938	-3,981	9,343	11,719	-2,376
33-Membership Fundraising Costs	42,605	29,167	13,438	851	3,396	-2,545
35-Convention	0	0	0	0	0	0
36-Balлот Access Fundraising Exp	6,364	0	6,364	6,364	0	6,364
37-Building Fundraising Exp	81	25,602	-25,521	0	9,106	-9,106
<b>Total Cost of Support and Revenue</b>	<b>86,008</b>	<b>95,707</b>	<b>-9,699</b>	<b>16,588</b>	<b>24,221</b>	<b>-7,683</b>
<b>Net Support Available for Programs</b>						
<b>Program Expense</b>	<b>346,247</b>	<b>405,969</b>	<b>-59,722</b>	<b>52,613</b>	<b>84,859</b>	<b>-32,246</b>
40-Administrative Costs	88,218	129,887	-41,669	17,877	12,929	4,948
45-Compensation	175,603	160,350	15,253	31,116	33,092	-1,976
50-Affiliate Support	3,711	2,234	1,477	154	186	-32
55-Brand Dev / Promotional Materials	11,151	1,836	9,315	2,858	0	2,858
58-Campus Outreach	732	0	732	0	0	0
60-Candidate, Campaign & Initiatives	0	0	0	0	0	0
70-BalлотAccess Petitioning Related Exp	28,048	2,554	25,494	2,550	683	1,907
75-Litigation	0	5,904	-5,904	0	5,904	-5,904
80-Media	71	0	71	10	0	10
85-Member Communication	17,769	9,731	8,038	8,281	2,963	5,318
88-Outreach	2,825	2,390	435	1,250	320	930
90-Project Program Other	0	4,782	-4,782	0	579	-579
<b>Total Program Expense</b>	<b>328,127</b>	<b>319,668</b>	<b>8,459</b>	<b>64,137</b>	<b>56,656</b>	<b>7,481</b>
<b>Net Operating Surplus (or Deficit)</b>	<b>18,119</b>	<b>86,301</b>	<b>-68,182</b>	<b>-11,523</b>	<b>28,203</b>	<b>-39,726</b>
<b>Statement of Ops Last Month 15 v 13</b>						
<b>Support and Revenue</b>						
20-Membership Dues	165,601	165,601	-14,533	12,992	27,245	-14,253
21-Donations	65,889	65,889	278	2,997	9,191	-6,194
22-Recurring Gifts	144,848	144,848	-7,195	27,712	28,926	-1,214
23-BoardSolicitation MajorGifts	100	100	33,300	0	0	0
24-Convention Revenue	0	0	0	0	0	0
25-Project Program Revenue	122,659	122,659	-104,459	0	0	0
26-Brand Dev / Promotional Materials Rev	1,114	1,114	8,074	11,240	43,611	-32,371
27-BalлотAccess Donations	715	715	15,863	332	92	240
28-Publications Materials Other	750	750	-750	13,888	15	13,883
29-Other Revenue	0	0	0	0	0	0
<b>Total Support and Revenue</b>	<b>432,254</b>	<b>501,676</b>	<b>-69,422</b>	<b>69,172</b>	<b>109,080</b>	<b>-39,908</b>
<b>Cost of Support and Revenue</b>						
32-Fundraising Costs	40,938	40,938	-3,981	9,343	11,719	-2,376
33-Membership Fundraising Costs	29,167	29,167	13,438	851	3,396	-2,545
35-Convention	0	0	0	0	0	0
36-Balлот Access Fundraising Exp	0	0	6,364	6,364	0	6,364
37-Building Fundraising Exp	81	25,602	-25,521	0	9,106	-9,106
<b>Total Cost of Support and Revenue</b>	<b>86,008</b>	<b>95,707</b>	<b>-9,699</b>	<b>16,588</b>	<b>24,221</b>	<b>-7,683</b>
<b>Net Support Available for Programs</b>						
<b>Program Expense</b>	<b>405,969</b>	<b>405,969</b>	<b>-59,722</b>	<b>52,613</b>	<b>84,859</b>	<b>-32,246</b>
40-Administrative Costs	129,887	129,887	-41,669	17,877	12,929	4,948
45-Compensation	160,350	160,350	15,253	31,116	33,092	-1,976
50-Affiliate Support	2,234	2,234	1,477	154	186	-32
55-Brand Dev / Promotional Materials	1,836	1,836	9,315	2,858	0	2,858
58-Campus Outreach	0	0	732	0	0	0
60-Candidate, Campaign & Initiatives	0	0	0	0	0	0
70-BalлотAccess Petitioning Related Exp	2,554	2,554	25,494	2,550	683	1,907
75-Litigation	5,904	5,904	-5,904	0	5,904	-5,904
80-Media	0	0	71	10	0	10
85-Member Communication	9,731	9,731	8,038	8,281	2,963	5,318
88-Outreach	2,390	2,390	435	1,250	320	930
90-Project Program Other	4,782	4,782	-4,782	0	579	-579
<b>Total Program Expense</b>	<b>319,668</b>	<b>319,668</b>	<b>8,459</b>	<b>64,137</b>	<b>56,656</b>	<b>7,481</b>
<b>Net Operating Surplus (or Deficit)</b>	<b>86,301</b>	<b>86,301</b>	<b>-68,182</b>	<b>-11,523</b>	<b>28,203</b>	<b>-39,726</b>

**Libertarian National Committee, Inc.  
Standard Statement of Operations - Jan-Dec 2015  
Budget vs. Actual**

	Unrestricted May-15	Temp. Restricted	Total May-15	Jan - Dec 15	2015 Budget Year to Date	Actual vs. Budget YTD	Total Annual Budget 2015	2015 Budget Remaining
<b>Support and Revenue</b>								
20-Membership Dues	12,992.00		12,992.00	151,068.33	211,250.00	(60,181.67)	507,000.00	355,931.67
21-Donations	2,997.40		2,997.40	66,167.00	100,875.00	(34,708.00)	242,100.00	175,933.00
22-Recurring Gifts	27,712.25		27,712.25	137,653.35	143,791.67	(6,138.32)	345,100.00	207,446.65
23-BoardSolicitation MajorGifts	0.00		0.00	33,400.00	25,000.00	8,400.00	60,000.00	26,600.00
24-Convention Revenue	0.00		0.00	0.00	0.00	0.00	0.00	0.00
25-Project Program Revenue	0.00	11,240.00	11,240.00	18,199.64	34,291.67	(16,092.03)	82,300.00	64,100.36
26-Brand Dev / Promotional Materials Rev	332.00		332.00	9,187.77	8,416.67	771.10	20,200.00	11,012.23
27-BallotAccess Donations	13,898.00		13,898.00	16,578.25	12,541.67	4,036.58	30,100.00	13,521.75
28-Membership Communication / Publications	0.00		0.00	0.00	1,875.00	(1,875.00)	4,500.00	4,500.00
29-Other Revenue	0.00		0.00	0.00	0.00	0.00	0.00	0.00
<b>Total Support and Revenue</b>	<b>57,931.65</b>	<b>11,240.00</b>	<b>69,171.65</b>	<b>432,254.34</b>	<b>538,041.67</b>	<b>(105,787.33)</b>	<b>1,291,300.00</b>	<b>859,045.66</b>
<b>Cost of Support and Revenue</b>								
32-Fundraising Costs	9,343.04		9,343.04	36,957.04	67,068.79	(30,111.75)	160,965.10	124,008.06
33-Membership Fundraising Costs	851.16		851.16	42,604.99	46,583.33	(3,978.34)	111,800.00	69,195.01
35-Convention	0.00		0.00	0.00	0.00	0.00	0.00	0.00
36-Ballot Access Fundraising Exp	6,364.28		6,364.28	6,364.28	3,000.00	3,364.28	3,000.00	(3,364.28)
37-Building Fundraising Exp	0.00		0.00	81.41	3,041.67	(2,960.26)	7,300.00	7,218.59
<b>Total Cost of Support and Revenue</b>	<b>16,558.48</b>	<b>0.00</b>	<b>16,558.48</b>	<b>86,007.72</b>	<b>119,693.79</b>	<b>(33,686.07)</b>	<b>283,065.10</b>	<b>197,057.38</b>
<b>Net Support Available for Programs</b>	<b>41,373.17</b>	<b>11,240.00</b>	<b>52,613.17</b>	<b>346,246.62</b>	<b>418,347.88</b>	<b>(72,101.25)</b>	<b>1,008,234.90</b>	<b>661,988.28</b>
<b>Program Expense</b>								
40-Administrative Costs	17,877.37	0.00	17,877.37	88,218.14	115,048.85	(26,830.71)	276,117.23	187,899.09
45-Compensation	31,116.00		31,116.00	175,603.15	198,208.33	(22,605.18)	475,700.00	300,096.85
50-Affiliate Support	154.20		154.20	3,710.66	6,250.00	(2,539.34)	15,000.00	11,289.34
55-Brand Dev / Promotional Materials	2,858.49		2,858.49	11,151.39	5,500.00	5,651.39	13,200.00	2,048.61
58-Campus Outreach	0.00		0.00	732.19	1,250.00	(517.81)	3,000.00	2,267.81
60-Candidate, Campaign & Initiatives	0.00		0.00	0.00	4,166.67	(4,166.67)	10,000.00	10,000.00
70-BallotAccess Petitioning Related Exp	2,590.00		2,590.00	28,047.50	23,958.33	4,089.17	57,500.00	29,452.50
75-Litigation	0.00		0.00	0.00	5,625.00	(5,625.00)	13,500.00	13,500.00
80-Media	9.95		9.95	70.65	41.67	28.98	100.00	29.35
85-Member Communication	8,280.65		8,280.65	17,768.67	14,333.33	3,435.34	34,400.00	16,631.33
88-Outreach	1,250.00		1,250.00	2,825.00	5,916.67	(3,091.67)	14,200.00	11,375.00
90-Project Program Other	0.00		0.00	0.00	0.00	0.00	8,900.00	8,900.00
<b>Total Program Expense</b>	<b>64,136.66</b>	<b>0.00</b>	<b>64,136.66</b>	<b>328,127.35</b>	<b>380,298.85</b>	<b>(52,171.50)</b>	<b>921,617.23</b>	<b>593,489.88</b>
<b>Total Net Operating Surplus (or Deficit)</b>	<b>(22,763.49)</b>	<b>11,240.00</b>	<b>(11,523.49)</b>	<b>18,119.27</b>	<b>38,049.03</b>	<b>(19,929.76)</b>	<b>86,617.67</b>	<b>68,498.40</b>
<b>Unrestricted Net Operating Surplus (or Deficit)</b>	<b>(22,763.49)</b>		<b>(22,763.49)</b>	<b>(73.13)</b>			<b>30,017.67</b>	

**Libertarian National Committee, Inc.**  
**P&L Acct Detail w-Funct Allocation of Exps By Month Plus YTD**  
 January through May 2015

	Jan 15	Feb 15	Mar 15	Apr 15	May 15	TOTAL
<b>Ordinary Revenue/Expense</b>						
<b>Revenue</b>						
<b>4000 · General Fundraising</b>						
<b>4010 · Direct Mail Fundraising</b>						
<b>4010-10 · DM - House Fundraising General</b>	26,060.89	12,652.00	8,731.90	3,118.40	1,950.40	52,513.59
<b>4010-11 · DM - House Fundraising Renewal</b>	185.00	0.00	425.00	25.00	250.00	885.00
<b>4010-12 · DM - House Fundraising NewDonor</b>	50.00	0.00	0.00	25.00	0.00	75.00
<b>4010-20 · DM - Donor Renewal</b>	17,493.55	14,521.00	19,109.99	11,450.00	5,122.00	67,696.54
<b>4010-30 · DM - New Donor Prospecting</b>	350.00	200.00	825.00	575.00	100.00	2,050.00
<b>Total 4010 · Direct Mail Fundraising</b>	<u>44,139.44</u>	<u>27,373.00</u>	<u>29,091.89</u>	<u>15,193.40</u>	<u>7,422.40</u>	<u>123,220.13</u>
<b>4020 · Direct Solicitation Major Donor</b>						
<b>4020-30 · ED Solicitation</b>	0.00	0.00	33,400.00	0.00	0.00	33,400.00
<b>Total 4020 · Direct Solicitation Major Donor</b>	<u>0.00</u>	<u>0.00</u>	<u>33,400.00</u>	<u>0.00</u>	<u>0.00</u>	<u>33,400.00</u>
<b>4030 · Online Contributions - Web</b>						
<b>4030-10 · Online Cont - General</b>	3,517.95	907.76	2,964.00	1,431.70	872.00	9,693.41
<b>4030-20 · Online Cont - Donor Renewal</b>	8,483.00	9,215.78	6,705.42	8,838.59	2,250.00	35,492.79
<b>4030-30 · Online Cont - New Donor Prosp</b>	3,500.00	3,425.00	3,900.00	3,600.00	1,500.00	15,925.00
<b>Total 4030 · Online Contributions - Web</b>	<u>15,500.95</u>	<u>13,548.54</u>	<u>13,569.42</u>	<u>13,870.29</u>	<u>4,622.00</u>	<u>61,111.20</u>
<b>4040 · Tele Fundraising - Phone Bank</b>						
<b>4040-10 · Tele Fund - General</b>	495.00	100.00	1,300.00	1,990.00	175.00	4,060.00
<b>4040-20 · Tele Fund - Donor Renewal</b>	2,225.00	3,874.00	5,755.00	13,320.00	3,770.00	28,944.00
<b>Total 4040 · Tele Fundraising - Phone Bank</b>	<u>2,720.00</u>	<u>3,974.00</u>	<u>7,055.00</u>	<u>15,310.00</u>	<u>3,945.00</u>	<u>33,004.00</u>
<b>4080 · Recurring Contrib - Pledge</b>	26,996.59	27,274.97	27,828.29	27,841.25	27,712.25	137,653.35
<b>4090 · Ballot Access</b>	0.00	0.00	2,400.25	280.00	13,898.00	16,578.25
<b>Total 4000 · General Fundraising</b>	<u>89,356.98</u>	<u>72,170.51</u>	<u>113,344.85</u>	<u>72,494.94</u>	<u>57,599.65</u>	<u>404,966.93</u>
<b>4100 · Project Revenue</b>						
<b>4108 · Building Fund</b>	260.00	110.00	5,293.64	1,296.00	11,240.00	18,199.64
<b>Total 4100 · Project Revenue</b>	<u>260.00</u>	<u>110.00</u>	<u>5,293.64</u>	<u>1,296.00</u>	<u>11,240.00</u>	<u>18,199.64</u>
<b>4300 · Program Revenue</b>						
<b>4375 · Brand / Promotional Materials</b>	877.44	6,341.51	752.82	884.00	332.00	9,187.77
<b>Total 4300 · Program Revenue</b>	<u>877.44</u>	<u>6,341.51</u>	<u>752.82</u>	<u>884.00</u>	<u>332.00</u>	<u>9,187.77</u>
<b>4600 · Refunds of Contributions</b>	0.00	(100.00)	0.00	0.00	0.00	(100.00)
<b>Total Revenue</b>	<u>90,494.42</u>	<u>78,522.02</u>	<u>119,391.31</u>	<u>74,674.94</u>	<u>69,171.65</u>	<u>432,254.34</u>
<b>Gross Revenue</b>	90,494.42	78,522.02	119,391.31	74,674.94	69,171.65	432,254.34
<b>Expense</b>						
<b>7000 · General Fundraising Expense</b>						
<b>7010 · Direct Mail Fundraising Exp</b>						
<b>7010-10 · DM - House General Expense</b>	412.50	4,238.78	8,536.22	246.29	2,675.55	16,109.34
<b>7010-20 · DM - Donor Renewal Expense</b>	2,918.13	6,216.10	3,055.04	2,066.56	28.24	14,284.07
<b>7010-30 · DM - New Donor Prospecting Exp</b>	712.50	400.00	765.53	165.00	0.00	2,043.03
<b>Total 7010 · Direct Mail Fundraising Exp</b>	<u>4,043.13</u>	<u>10,854.88</u>	<u>12,356.79</u>	<u>2,477.85</u>	<u>2,703.79</u>	<u>32,436.44</u>
<b>7030 · Online Contributions Exp - Web</b>						
<b>7030-20 · Online Cont Exp - Donor Renewal</b>	0.00	0.00	100.00	0.00	0.00	100.00
<b>7030-30 · Online Cont Exp - New Donor</b>	49.84	548.29	154.35	216.99	185.92	1,155.39
<b>Total 7030 · Online Contributions Exp - Web</b>	<u>49.84</u>	<u>548.29</u>	<u>254.35</u>	<u>216.99</u>	<u>185.92</u>	<u>1,255.39</u>
<b>7040 · Tele Fundraising Expense</b>						
<b>7040-10 · Tele Fund Exp - General</b>	60.00	80.00	200.00	488.00	295.00	1,123.00
<b>7040-20 · Tele Fund Exp - Donor Renewal</b>	1,869.25	721.25	20,430.00	1,365.00	637.00	25,022.50
<b>Total 7040 · Tele Fundraising Expense</b>	<u>1,929.25</u>	<u>801.25</u>	<u>20,630.00</u>	<u>1,853.00</u>	<u>932.00</u>	<u>26,145.50</u>
<b>7080 · Recurring Contrib - Pledge</b>	1,032.48	3,201.26	1,097.61	1,101.74	4,095.43	10,528.52
<b>7085 · Building Fund Fundraising Exp</b>	81.41	0.00	0.00	0.00	0.00	81.41
<b>7090 · Ballot Access Fundraising Exp</b>	0.00	0.00	0.00	0.00	6,364.28	6,364.28
<b>7095 · Credit Card Prc Fees</b>	1,861.69	1,584.66	1,280.77	2,192.00	2,277.06	9,196.18
<b>7099 · Gen Fundraising Staff Salary</b>	4,619.60	4,325.40	4,559.85	3,888.06	2,451.22	19,844.13
<b>Total 7000 · General Fundraising Expense</b>	<u>13,617.40</u>	<u>21,315.74</u>	<u>40,179.37</u>	<u>11,729.64</u>	<u>19,009.70</u>	<u>105,851.85</u>

	Jan 15	Feb 15	Mar 15	Apr 15	May 15	TOTAL
<b>7100 · Project-Related Expenses</b>						
<b>7106 · Campus Outreach Project</b>						
7106-10 · Campus Outreach General	0.00	732.19	0.00	0.00	0.00	732.19
7106-20 · Campus Outreach Staff Salary	424.25	920.30	742.30	100.99	0.00	2,187.84
<b>Total 7106 · Campus Outreach Project</b>	424.25	1,652.49	742.30	100.99	0.00	2,920.03
<b>Total 7100 · Project-Related Expenses</b>	424.25	1,652.49	742.30	100.99	0.00	2,920.03
<b>7200 · Events and Conventions Exp</b>						
7200-40 · Events & Conv Staff Salary	94.28	92.03	159.06	50.49	175.09	570.95
<b>Total 7200 · Events and Conventions Exp</b>	94.28	92.03	159.06	50.49	175.09	570.95
<b>7300 · Program-Related Expenses</b>						
<b>7310 · Affiliate Support</b>						
7310-10 · Affiliate Development & Support	0.00	0.00	0.00	3,556.46	154.20	3,710.66
7310-20 · Affiliate Support Staff Salary	942.78	690.22	636.26	1,969.28	481.49	4,720.03
<b>Total 7310 · Affiliate Support</b>	942.78	690.22	636.26	5,525.74	635.69	8,430.69
<b>7320 · Outreach - PR &amp; Marketing</b>						
7320-10 · Outreach PR & Marketing General	0.00	0.00	0.00	1,575.00	1,250.00	2,825.00
7320-20 · Outreach PR Mrktng Staff Salary	1,414.16	1,288.42	1,325.54	1,161.37	2,232.36	7,421.85
<b>Total 7320 · Outreach - PR &amp; Marketing</b>	1,414.16	1,288.42	1,325.54	2,736.37	3,482.36	10,246.85
<b>7330 · Media Relations</b>						
7330-10 · Media Relations General	9.95	10.95	29.85	9.95	9.95	70.65
7330-20 · Media Relations Staff Salary	707.08	552.18	795.32	555.44	393.95	3,003.97
<b>Total 7330 · Media Relations</b>	717.03	563.13	825.17	565.39	403.90	3,074.62
<b>7340 · Membership Communications</b>						
7340-10 · LP News	0.00	9,288.02	0.00	200.00	8,280.65	17,768.67
7340-20 · Mem Comm & Support Staff Salary	5,845.21	5,199.68	5,249.13	5,756.35	4,508.48	26,558.85
<b>Total 7340 · Membership Communications</b>	5,845.21	14,487.70	5,249.13	5,956.35	12,789.13	44,327.52
<b>7360 · Campaign Support &amp; Initiatives</b>						
7360-60 · Camp/Cand Support -Staff Salary	659.94	1,058.34	1,007.41	908.90	1,181.84	4,816.43
<b>Total 7360 · Campaign Support &amp; Initiatives</b>	659.94	1,058.34	1,007.41	908.90	1,181.84	4,816.43
<b>7375 · Brand Development</b>						
7375-10 · Brand / Promotional Materials	2,866.93	2,438.25	2,504.38	483.34	2,858.49	11,151.39
7375-20 · Brand Development Staff Salary	471.39	506.16	742.30	605.93	525.26	2,851.04
<b>Total 7375 · Brand Development</b>	3,338.32	2,944.41	3,246.68	1,089.27	3,383.75	14,002.43
<b>7380 · Ballot Access - Other</b>						
7380-10 · Ballot Access Petitioning Exp.	0.00	0.00	2,307.50	20,100.00	2,590.00	24,997.50
7380-40 · Ballot Access Lobbying	0.00	0.00	50.00	3,000.00	0.00	3,050.00
7380-50 · B/A & Petitioning Staff Salary	188.56	276.09	530.22	807.91	700.35	2,503.13
<b>Total 7380 · Ballot Access - Other</b>	188.56	276.09	2,887.72	23,907.91	3,290.35	30,550.63
<b>Total 7300 · Program-Related Expenses</b>	13,106.00	21,308.31	15,177.91	40,689.93	25,167.02	115,449.17
<b>8000 · Salary &amp; Related Expense</b>						
8005 · Saliary Bonus Sick & Vac (Admn)	7,817.16	7,494.85	9,977.57	8,911.50	8,778.38	42,979.46
8010 · Hourly Wages (Admin Portion)	290.71	419.71	573.72	328.96	194.83	1,807.93
8015 · Contract & Paid Internships	4,546.11	6,144.98	6,704.22	5,942.99	4,668.00	28,006.30
8020 · Employer Cont to P/R Tax	1,682.91	1,711.62	3,205.69	1,744.68	1,666.41	10,011.31
8030 · Employer Cont to 401K & Adm	588.48	739.48	1,166.60	608.78	590.78	3,694.12
8040 · Fed & State Unemployment	756.76	333.57	107.10	30.92	16.34	1,244.69
8060 · Health Insurance	2,453.06	1,670.06	2,453.06	2,061.56	2,061.56	10,699.30
8065 · Workers Comp Insurance	0.00	0.00	0.00	870.00	27.00	897.00
8070 · Other Bens, Gdwill & Training	0.00	0.00	0.00	0.00	60.00	60.00
8080 · Payroll Service Fees	209.74	140.01	139.99	140.00	140.03	769.77
<b>Total 8000 · Salary &amp; Related Expense</b>	18,344.93	18,654.28	24,327.95	20,639.39	18,203.33	100,169.88
<b>8100 · Admin &amp; Overhead Expense</b>						
8110 · Ofc Supplies & Non Cap Equipt	945.90	376.70	1,328.51	420.08	351.23	3,422.42
8120 · Telephone & Data Services	208.05	1,066.62	1,037.85	1,155.98	1,305.46	4,773.96
8125 · Equipment Leases & Maint.	755.62	755.62	1,321.49	189.75	755.62	3,778.10
8130 · Postage & Shipping	1,434.05	384.85	542.17	1,675.27	121.26	4,157.60
8140 · Travel, Meeting, & Meals Exp	0.00	1,281.40	16.00	56.65	0.00	1,354.05
8160 · Insurance	500.00	0.00	0.00	4,391.29	3,946.00	8,837.29



	Jan 15	Feb 15	Mar 15	Apr 15	May 15	TOTAL
<b>8170 · Occupancy Expenses</b>						
<b>8170-10 · Mortgage Interest Expense</b>	2,070.54	2,070.54	1,863.89	2,055.78	1,948.01	10,008.76
<b>8170-20 · Utilities Expense</b>	435.78	611.55	602.44	352.08	254.39	2,256.24
<b>8170-30 · Property Taxes, Fees &amp; Permits</b>	736.83	736.83	736.83	736.83	736.83	3,684.15
<b>8170-40 · Maintenance, Cleaning &amp; Repairs</b>	600.01	1,356.76	1,437.48	713.87	652.64	4,760.76
<b>8170-50 · Property Insurance</b>	0.00	0.00	0.00	2,437.00	0.00	2,437.00
<b>8170-60 · Assc Fees, Rent &amp; Storage</b>	302.00	482.00	392.00	392.00	<b>392.00</b>	<b>1,960.00</b>
<b>Total 8170 · Occupancy Expenses</b>	<b>4,145.16</b>	<b>5,257.68</b>	<b>5,032.64</b>	<b>6,687.56</b>	<b>3,983.87</b>	<b>25,106.91</b>
<b>8180 · Printing &amp; Copying</b>	0.00	75.47	714.25	107.82	1,068.13	1,965.67
<b>8190 · Software, Hardware &amp; Other IT</b>	4,335.01	4,166.88	5,921.93	4,943.23	4,182.32	23,549.37
<b>8195 · Other Expenses &amp; Bank Fees</b>	263.85	285.54	270.32	299.02	265.84	1,384.57
<b>Total 8100 · Admin &amp; Overhead Expense</b>	<b>12,587.64</b>	<b>13,650.76</b>	<b>16,185.16</b>	<b>19,926.65</b>	<b>15,979.73</b>	<b>78,329.94</b>
<b>8200 · Professional Services</b>						
<b>8210 · Legal</b>						
<b>8210-10 · Legal - General</b>	334.00	41.00	0.00	25.00	0.00	400.00
<b>8210-30 · Litigation-Lobbing Staff Salary</b>	94.28	184.07	212.09	201.98	262.63	955.05
<b>Total 8210 · Legal</b>	<b>428.28</b>	<b>225.07</b>	<b>212.09</b>	<b>226.98</b>	<b>262.63</b>	<b>1,355.05</b>
<b>8230 · FEC Filing &amp; Consulting</b>	1,500.00	1,500.00	1,500.00	1,500.00	1,500.00	7,500.00
<b>Total 8200 · Professional Services</b>	<b>1,928.28</b>	<b>1,725.07</b>	<b>1,712.09</b>	<b>1,726.98</b>	<b>1,762.63</b>	<b>8,855.05</b>
<b>8300 · Depreciation Expense</b>	397.64	397.64	397.64	397.64	397.64	1,988.20
<b>Total Expense</b>	<b>60,500.42</b>	<b>78,796.32</b>	<b>98,881.48</b>	<b>95,261.71</b>	<b>80,695.14</b>	<b>414,135.07</b>
<b>Net Ordinary Revenue</b>	<b>29,994.00</b>	<b>(274.30)</b>	<b>20,509.83</b>	<b>(20,586.77)</b>	<b>(11,523.49)</b>	<b>18,119.27</b>
<b>Net Revenue</b>	<b>29,994.00</b>	<b>(274.30)</b>	<b>20,509.83</b>	<b>(20,586.77)</b>	<b>(11,523.49)</b>	<b>18,119.27</b>

**Libertarian National Committee, Inc.**  
**Balance Sheet Current vs Prior Month**  
**As of May 31, 2015**

	<b>May 31, 15</b>	<b>Apr 30, 15</b>	<b>\$ Change</b>	<b>% Change</b>
<b>ASSETS</b>				
<b>Current Assets</b>				
<b>Checking/Savings</b>				
<b>11 · Cash</b>				
111 · PNC Check Acct 1 (Unrestricted)	12,732.14	33,274.87	(20,542.73)	(61.74%)
112 · BBT Check Acct 1 (Unrestricted)	13,613.96	14,313.81	(699.85)	(4.89%)
113 · PNC Check Acct 2 (Restricted)	10,064.57	10,064.57	0.00	0.0%
114 · BBT Chck Acct 2 (Restricted BF)	5,155.49	3,915.49	1,240.00	31.67%
<b>Total 11 · Cash</b>	<b>41,566.16</b>	<b>61,568.74</b>	<b>(20,002.58)</b>	<b>(32.49%)</b>
<b>Total Checking/Savings</b>	<b>41,566.16</b>	<b>61,568.74</b>	<b>(20,002.58)</b>	<b>(32.49%)</b>
<b>Other Current Assets</b>				
<b>13 · Other Current Collectables</b>				
130 · Bequests Expected - Current	1,000.00	1,000.00	0.00	0.0%
<b>Total 13 · Other Current Collectables</b>	<b>1,000.00</b>	<b>1,000.00</b>	<b>0.00</b>	<b>0.0%</b>
<b>16 · Prepaid Expenses</b>				
<b>161 · Bulk Mail Account</b>				
161-10 · Prepaid Bulk Mail VA	1,056.15	1,056.15	0.00	0.0%
161-20 · Prepaid Bulk Mail DC	565.07	565.07	0.00	0.0%
<b>Total 161 · Bulk Mail Account</b>	<b>1,621.22</b>	<b>1,621.22</b>	<b>0.00</b>	<b>0.0%</b>
165 · Prepaid Licenses	6,180.00	7,210.00	(1,030.00)	(14.29%)
168 · Prepaid Rent	102.00	102.00	0.00	0.0%
169 · Other Prepaid Expense	0.00	2,918.10	(2,918.10)	(100.0%)
<b>Total 16 · Prepaid Expenses</b>	<b>7,903.22</b>	<b>11,851.32</b>	<b>(3,948.10)</b>	<b>(33.31%)</b>
<b>Total Other Current Assets</b>	<b>8,903.22</b>	<b>12,851.32</b>	<b>(3,948.10)</b>	<b>(30.72%)</b>
<b>Total Current Assets</b>	<b>50,469.38</b>	<b>74,420.06</b>	<b>(23,950.68)</b>	<b>(32.18%)</b>
<b>Fixed Assets</b>				
<b>17 · Fixed Assets</b>				
172 · Furniture & Fixtures	25,878.73	25,878.73	0.00	0.0%
173 · Office Equipment	3,159.99	3,159.99	0.00	0.0%
174 · Computer Hardware	22,801.27	22,801.27	0.00	0.0%
175 · Computer Software	84,645.15	84,645.15	0.00	0.0%
176 · Capital Lease Assets	38,451.54	38,451.54	0.00	0.0%
<b>177 · Office Building</b>				
177-10 · Physical Structure	477,119.00	477,119.00	0.00	0.0%
177-20 · Land	347,881.00	347,881.00	0.00	0.0%
<b>Total 177 · Office Building</b>	<b>825,000.00</b>	<b>825,000.00</b>	<b>0.00</b>	<b>0.0%</b>
178 · Ofc Imprmnt Acq & Capt Expense	42,477.11	42,477.11	0.00	0.0%
179 · Accumulated Depreciation	(149,303.14)	(148,905.50)	(397.64)	(0.27%)
<b>Total 17 · Fixed Assets</b>	<b>893,110.65</b>	<b>893,508.29</b>	<b>(397.64)</b>	<b>(0.05%)</b>
<b>Total Fixed Assets</b>	<b>893,110.65</b>	<b>893,508.29</b>	<b>(397.64)</b>	<b>(0.05%)</b>
<b>Other Assets</b>				
<b>18 · Non Current Collectables</b>				
180 · Bequests Expected - Non Current	190,600.00	190,600.00	0.00	0.0%
<b>Total 18 · Non Current Collectables</b>	<b>190,600.00</b>	<b>190,600.00</b>	<b>0.00</b>	<b>0.0%</b>
<b>Total Other Assets</b>	<b>190,600.00</b>	<b>190,600.00</b>	<b>0.00</b>	<b>0.0%</b>
<b>TOTAL ASSETS</b>	<b>1,134,180.03</b>	<b>1,158,528.35</b>	<b>(24,348.32)</b>	<b>(2.1%)</b>

	May 31, 15	Apr 30, 15	\$ Change	% Change
<b>LIABILITIES &amp; EQUITY</b>				
<b>Liabilities</b>				
<b>Current Liabilities</b>				
<b>Other Current Liabilities</b>				
<b>24 · Accrued Expenses</b>				
241 · Accrued Payroll	11,116.44	11,032.44	84.00	0.76%
242 · Accrued Vacation	24,388.00	24,369.00	19.00	0.08%
245 · Accrued Real Estate Tax	3,684.15	2,947.32	736.83	25.0%
<b>Total 24 · Accrued Expenses</b>	<b>39,188.59</b>	<b>38,348.76</b>	<b>839.83</b>	<b>2.19%</b>
<b>25 · Accrued Payroll Taxes</b>				
251 · Payroll Tax Liabilities	0.00	(0.02)	0.02	100.0%
252 · 401(k) Liability	0.00	2,712.48	(2,712.48)	(100.0%)
<b>Total 25 · Accrued Payroll Taxes</b>	<b>0.00</b>	<b>2,712.46</b>	<b>(2,712.46)</b>	<b>(100.0%)</b>
<b>Total Other Current Liabilities</b>	<b>39,188.59</b>	<b>41,061.22</b>	<b>(1,872.63)</b>	<b>(4.56%)</b>
<b>Total Current Liabilities</b>	<b>39,188.59</b>	<b>41,061.22</b>	<b>(1,872.63)</b>	<b>(4.56%)</b>
<b>Long Term Liabilities</b>				
<b>28 · Long Term Liabilities</b>				
281 · Capital Lease Liability Current	7,254.74	7,254.74	0.00	0.0%
282 · Capital Lease Non Current	26,489.87	26,489.87	0.00	0.0%
<b>Total 28 · Long Term Liabilities</b>	<b>33,744.61</b>	<b>33,744.61</b>	<b>0.00</b>	<b>0.0%</b>
<b>29 · Loans &amp; Mortgages (Principle)</b>	<b>473,778.96</b>	<b>484,731.16</b>	<b>(10,952.20)</b>	<b>(2.26%)</b>
<b>Total Long Term Liabilities</b>	<b>507,523.57</b>	<b>518,475.77</b>	<b>(10,952.20)</b>	<b>(2.11%)</b>
<b>Total Liabilities</b>	<b>546,712.16</b>	<b>559,536.99</b>	<b>(12,824.83)</b>	<b>(2.29%)</b>
<b>Equity</b>				
31 · General Operating	554,128.54	555,368.54	(1,240.00)	(0.22%)
<b>32 · Temp. Restricted Balances</b>				
3204 · Fund - Campus	2,555.41	2,555.41	0.00	0.0%
3210 · Fund - Building	5,155.49	3,915.49	1,240.00	31.67%
3211 · Fund - Radio Ad Project	348.55	348.55	0.00	0.0%
3213 · Fund - Legal Offense Fund	7,160.61	7,160.61	0.00	0.0%
<b>Total 32 · Temp. Restricted Balances</b>	<b>15,220.06</b>	<b>13,980.06</b>	<b>1,240.00</b>	<b>8.87%</b>
<b>Net Revenue or Loss</b>	<b>18,119.27</b>	<b>29,642.76</b>	<b>(11,523.49)</b>	<b>(38.88%)</b>
<b>Total Equity</b>	<b>587,467.87</b>	<b>598,991.36</b>	<b>(11,523.49)</b>	<b>(1.92%)</b>
<b>TOTAL LIABILITIES &amp; EQUITY</b>	<b>1,134,180.03</b>	<b>1,158,528.35</b>	<b>(24,348.32)</b>	<b>(2.1%)</b>

**Libertarian National Committee, Inc.**  
**Statement of Cash Flows**  
 January through May 2015

	<u>May 15</u>	<u>Jan - May 15</u>
<b>OPERATING ACTIVITIES</b>		
Net Revenue or Loss	(11,523.49)	18,119.27
Adjustments to reconcile Net Income to net cash provided by operations:		
13 · Other Current Collectables:130 · Bequests Expected - Current	0.00	32,400.00
16 · Prepaid Expenses:161 · Bulk Mail Account	0.00	912.62
16 · Prepaid Expenses:161 · Bulk Mail Account:161-10 · Prepaid Bulk Mail VA	0.00	(1,056.15)
16 · Prepaid Expenses:161 · Bulk Mail Account:161-20 · Prepaid Bulk Mail DC	0.00	(565.07)
16 · Prepaid Expenses:165 · Prepaid Licenses	1,030.00	5,150.00
16 · Prepaid Expenses:169 · Other Prepaid Expense	2,918.10	0.00
21 · Accounts Payable	0.00	(3,132.06)
24 · Accrued Expenses:241 · Accrued Payroll	84.00	(12,400.62)
24 · Accrued Expenses:242 · Accrued Vacation	19.00	1,754.49
24 · Accrued Expenses:245 · Accrued Real Estate Tax	736.83	3,684.15
25 · Accrued Payroll Taxes:251 · Payroll Tax Liabilities	0.02	0.00
25 · Accrued Payroll Taxes:252 · 401(k) Liability	(2,712.48)	(3,151.75)
Net cash provided by Operating Activities	<u>(9,448.02)</u>	41,714.88
<b>INVESTING ACTIVITIES</b>		
17 · Fixed Assets:179 · Accumulated Depreciation	397.64	1,988.20
18 · Non Current Collectables:180 · Bequests Expected - Non Current	0.00	1,000.00
Net cash provided by Investing Activities	<u>397.64</u>	2,988.20
<b>FINANCING ACTIVITIES</b>		
29 · Loans & Mortgages (Principle)	(10,952.20)	(21,992.29)
31 · General Operating	(1,240.00)	(1,386.04)
32 · Temp. Restricted Balances:3204 · Fund - Campus	0.00	(732.19)
32 · Temp. Restricted Balances:3210 · Fund - Building	1,240.00	2,118.23
Net cash provided by Financing Activities	<u>(10,952.20)</u>	(21,992.29)
Net cash increase for period	<u>(20,002.58)</u>	22,710.79
Cash at beginning of period	61,568.74	18,855.37
Cash at end of period	<u><u>41,566.16</u></u>	<u><u>41,566.16</u></u>

**RELATED PARTY TRANSACTIONS AS OF: 05/31/15**

Related Party	Mem Expires / BSM Expires	MTD Contributions	YTD Contributions	Giving (Since 1990)	Liberty Pledge Club
Mr. Brett Bittner	05/20/16 - 04/24/16	\$ -	\$ 50.00	\$ 513.00	
Mr. R. Doug Craig	04/16/16 - 04/16/16	\$ -	\$ 25.00	\$ 1,939.00	
Mr. Claudio Estrada ***	12/31/15 - 04/02/16	\$ -	\$ 140.00	\$ 560.00	
Mr. Marc Feldman	Life Member	\$ -	\$ 260.00	\$ 1,954.00	Yes
Mr. Sam Goldstein	01/30/16 - 12/22/16	\$ -	\$ -	\$ 3,563.96	
Mr. Kevin Hagan *	11/07/08 - 11/07/08	\$ -	\$ -	\$ 283.00	
Mr. Timothy Hagan	Life Member	\$ -	\$ -	\$ 7,412.82	
Mr. Daniel Hayes	12/31/15 - 05/13/16	\$ 85.00	\$ 340.00	\$ 1,320.00	Yes
Mr. Gary Johnson	Life Member	\$ 10.00	\$ 50.00	\$ 28,090.00	Yes
Mr. Joshua Katz	06/20/16 - 05/06/16	\$ 25.00	\$ 25.00	\$ 379.00	
Ms. Vicki Kirkland	Life Member	\$ 10.00	\$ 50.00	\$ 3,017.00	Yes
Dr. James Lark	Life Member	\$ -	\$ -	\$ 76,209.30	
Dr. Scott Lieberman	Life Member	\$ -	\$ 100.00	\$ 11,305.38	
Mr. Edward Marsh	Life Member	\$ 100.00	\$ 200.00	\$ 2,467.00	
Ms. Alicia Mattson	Life Member	\$ -	\$ -	\$ 4,171.00	
Mr. Guy McLendon	Life Member	\$ -	\$ -	\$ 6,668.00	
Mr. Evan McMahon **	11/18/15 - 11/18/15	\$ -	\$ -	\$ 75.00	
Ms. Melinda Moore (Redpath)	07/08/10 - 07/08/10	\$ -	\$ -	\$ 288.00	
Mr. Rob Oates **	04/12/15 - 04/12/15	\$ -	\$ -	\$ 869.00	
Mr. Norman Olsen	Life Member	\$ -	\$ -	\$ 5,404.50	
Mr. Sean O'Toole	Life Member	\$ 100.00	\$ 500.00	\$ 9,598.00	Yes
Mr. William Redpath	Life Member	\$ 208.34	\$ 1,041.70	\$ 98,147.82	Yes
Mr. Roland Riemers	Life Member	\$ -	\$ -	\$ 3,175.99	Yes
Mr. Nicholas Sarwark	Life Member	\$ 15.00	\$ 75.00	\$ 3,875.00	Yes
Mr. Frank Sarwark *	08/12/15 - 02/08/16	\$ -	\$ 100.00	\$ 3,236.00	
Ms. Valerie Sarwark * (a)	06/19/16 - 06/19/16	\$ -	\$ -	\$ -	
Mr. Scott Spencer	Life Member	\$ 200.00	\$ 800.00	\$ 11,380.00	Yes
Mr. Richard Tomasso	12/31/15 - 06/01/16	\$ 10.00	\$ 50.00	\$ 2,867.00	Yes
Mr. Arvin Vohra	07/29/15 - 07/23/15	\$ -	\$ -	\$ 669.00	
Mr. Daniel Wiener	12/31/15 - 06/01/16	\$ 10.00	\$ 50.00	\$ 3,776.84	Yes
Mr. Ron Windeler	Life Member	\$ -	\$ -	\$ 9,132.50	
Total Contributions:		\$ 773.34	\$ 3,856.70	\$ 302,347.11	

\* Non LNC Member disclosed related party - \*\* Former LNC Member info only thru March 2015 - \*\*\* Former Member info only thru May 2015 - (a) Joined 06/19/15

Related Party	Memo	Disbursements	Disbursements
Arkansas Libertarian Party	Ballot Access Petitioning	\$ 2,590.00	\$ 24,997.50
Total Disbursements:		\$ 2,590.00	\$ 24,997.50