

Libertarian National Committee
Membership Totals - November 2004

16 Month Comparison

	Aug-03	Sep-03	Oct-03	Nov-03	Dec-03	Jan-04	Feb-04	Mar-04	Apr-04	May-04	Jun-04	Jul-04	Aug-04	Sep-04	Oct-04	Nov-04
Members	20321	20126	19968	19708	19410	19084	18826	19276	19107	19306	19834	19982	19747	19830	19913	19929
Subscribers	1793	1712	1637	1593	1633	1657	1821	1956	1977	1944	2087	1936	1961	1930	1898	1907
Total	22114	21838	21605	21301	21043	20741	20647	21232	21084	21250	21921	21918	21708	21760	21811	21836
Percent Change	NA	-1.25%	-1.07%	-1.41%	-1.21%	-1.44%	-0.45%	2.83%	-0.70%	0.79%	3.16%	-0.01%	-0.96%	0.24%	0.23%	0.11%
Lapsed Members	547	439	603	429	448	487	365	491	476	404	395	488	556	496	743	618
Lapsed Subscribers	140	71	70	51	39	54	41	68	25	47	46	62	71	56	83	52
Lapsed Total	687	510	673	480	487	541	406	559	501	451	441	550	627	552	826	670
Percent Change	NA	-25.76%	31.96%	-28.68%	1.46%	11.09%	-24.95%	37.68%	-10.38%	-9.98%	-2.22%	24.72%	14.00%	-11.96%	49.64%	-18.89%
New Members	183	145	216	148	140	220	221	259	206	242	232	293	201	88	706	348
New Subscribers	23	28	36	22	52	48	49	97	104	75	111	84	75	16	5	0
New Total	206	173	252	170	192	268	270	356	310	317	343	377	276	104	711	348
Percent Change	NA	-16.02%	45.66%	-32.54%	12.94%	39.58%	0.75%	31.85%	-12.92%	2.26%	8.20%	9.91%	-26.79%	-62.32%	583.65%	-51.05%
Renewed Memberships	NA	NA	NA	NA	NA	NA	NA	NA	NA	NA	NA	NA	NA	491	120	286
Renewed Subscriptions	NA	NA	NA	NA	NA	NA	NA	NA	NA	NA	NA	NA	NA	9	46	61
Total Renewals	NA	NA	NA	NA	NA	NA	NA	NA	NA	NA	NA	NA	NA	500	166	347
Percent Change	NA	NA	NA	NA	NA	NA	NA	NA	NA	NA	NA	NA	NA	NA	-66.80%	109.04%

November 2003 Versus November 2004

	Nov-03	Nov-04
Members	19708	19929
Subscribers	1593	1907
Total	21301	21836
Percent Change		2.51%
Lapsed	480	670
Percent Change		39.58%
New	170	348

*August 2003 to August 2004 Membership/Subscriber numbers taken from FoxPro

**September 2004 to November 2004 Membership/Subscriber numbers taken from Raiser's Edge

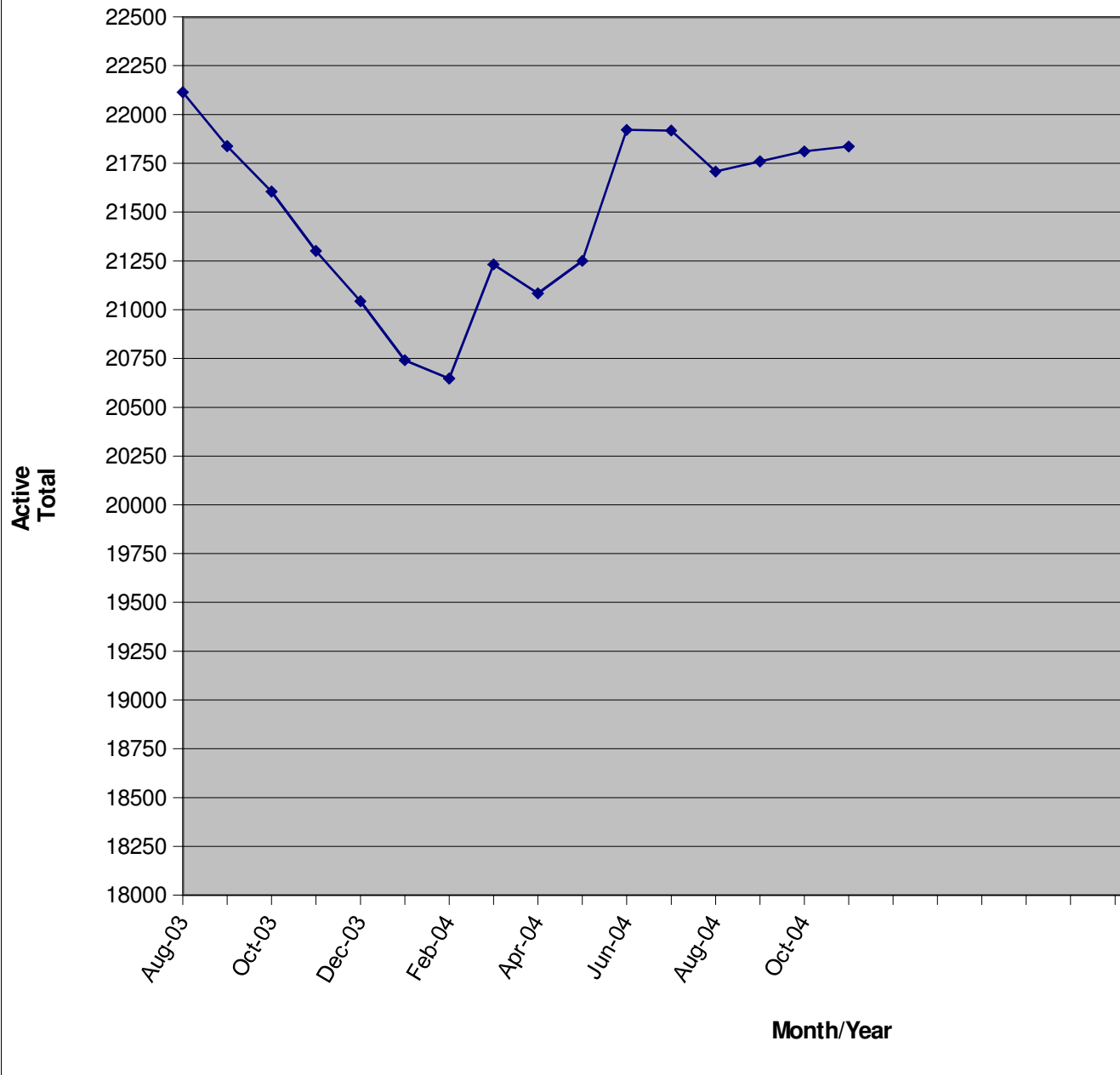
***August 2003 to November 2004 Lapsed numbers taken from Raiser's Edge

****August 2003 to November 2004 New numbers taken from Raiser's Edge

*****August 2003 to August 2004 Renewal numbers NOT calculated due to the mixing of FoxPro data with Raiser's Edge data

*****September 2003 to November 2004 Renewal numbers calculated by equation

Active Membership

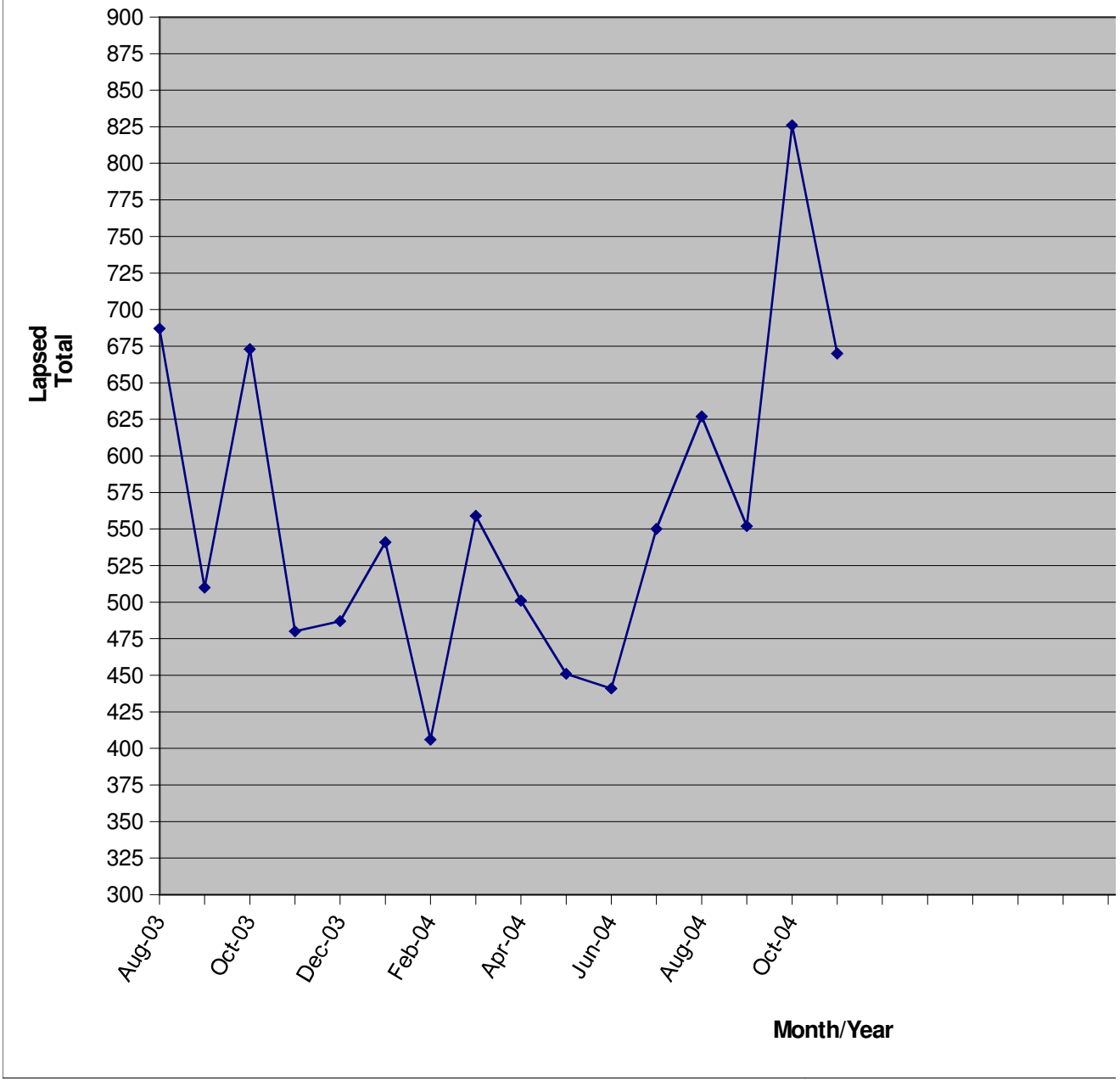


	Aug-03	Sep-03	Oct-03	Nov-03	Dec-03	Jan-04	Feb-04	Mar-04	Apr-04
Total	22114	21838	21605	21301	21043	20741	20647	21232	21084



May-04	Jun-04	Jul-04	Aug-04	Sep-04	Oct-04	Nov-04
21250	21921	21918	21708	21760	21811	21836

Lapsed Membership

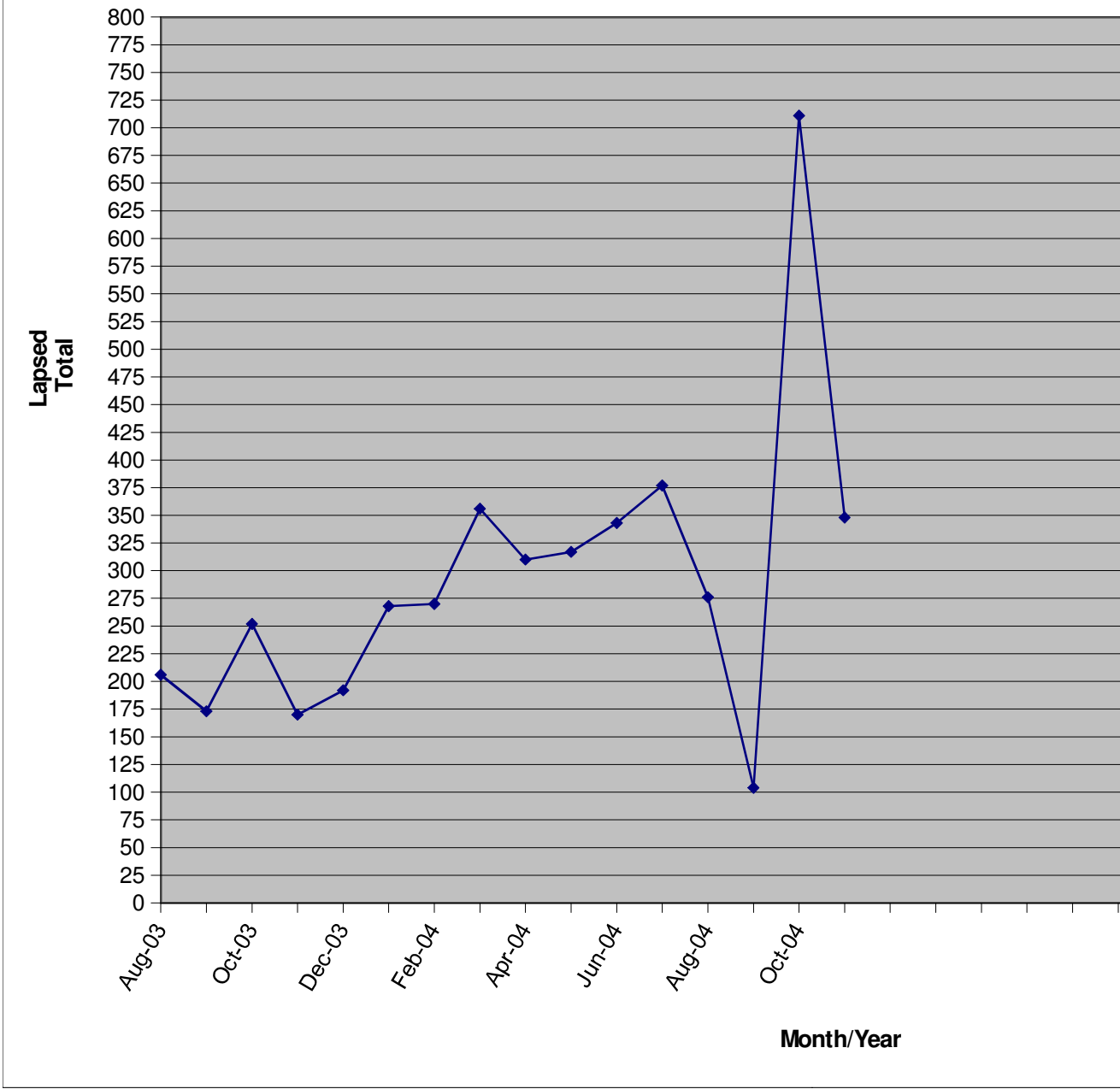


	Aug-03	Sep-03	Oct-03	Nov-03	Dec-03	Jan-04	Feb-04	Mar-04
Lapsed Total	687	510	673	480	487	541	406	559



Apr-04	May-04	Jun-04	Jul-04	Aug-04	Sep-04	Oct-04	Nov-04
501	451	441	550	627	552	826	670

New Membership



	Aug-03	Sep-03	Oct-03	Nov-03	Dec-03	Jan-04	Feb-04	Mar-04
New Total	206	173	252	170	192	268	270	356



Apr-04	May-04	Jun-04	Jul-04	Aug-04	Sep-04	Oct-04	Nov-04
310	317	343	377	276	104	711	348