

Libertarian National Committee

"Donor" Totals - Oct-06

18 Month Comparison

	May-05	Jun-05	Jul-05	Aug-05	Sep-05	Oct-05	Nov-05	Dec-05	Jan-06	Feb-06	Mar-06	Apr-06	May-06	Jun-06	Jul-06	Aug-06	Sep-06	Oct-06
Active w-MEM	19755	19402	18936	18538	18082	17830	15896	15575	14795	14097	13664	13620	13168	12541	12047	11504	11145	11350
Active w/out MEM	2179	2232	2254	2255	2158	2165	2004	1838	1797	1890	1770	1403	1322	1175	1034	900	862	880
Total	21934	21634	21190	20793	20240	19995	17900	17413	16592	15987	15434	15023	14490	13716	13081	12404	12007	12230
Percent Change	-2.77%	-1.37%	-2.05%	-1.87%	-2.66%	-1.21%	-10.48%	-2.72%	-4.71%	-3.65%	-3.46%	-2.66%	-3.55%	-5.34%	-4.63%	-5.18%	-3.20%	1.86%
Lapsed MEM	1208	1607	1310	1338	1192	2114	2825	1696	970	801	1236	737	1132	1223	1117	1197	971	1189
Lapses w/out MEM	137	272	165	175	105	151	207	125	97	206	239	439	155	535	178	190	57	92
Lapsed Total	1345	1879	1475	1513	1297	2265	3032	1821	1067	1007	1475	1176	1287	1758	1295	1387	1028	1281
Percent Change	-11.10%	39.70%	-21.50%	2.58%	-14.28%	74.63%	33.86%	-39.94%	-41.41%	-5.62%	46.47%	-20.27%	9.44%	36.60%	-26.34%	7.10%	-25.88%	24.61%
New Donors w-MEM	242	319	201	187	169	167	135	175	111	231	132	102	132	124	109	114	251	525
New w/out MEM	60	152	98	88	8	26	5	3	3	4	0	0	0	0	0	0	0	2
New Total	302	471	299	275	177	193	140	178	114	235	132	102	132	124	109	114	251	527
Percent Change	59.79%	55.96%	-36.52%	-8.03%	-35.64%	9.04%	-27.46%	27.14%	-35.96%	106.14%	-43.83%	-22.73%	29.41%	-6.06%	-12.10%	4.59%	120.18%	109.96%
Renewed w-MEM	395	935	643	753	567	1695	756	956	79	128	671	591	548	472	514	540	361	869
Renewed w/out MEM	23	173	89	88	0	132	41	63	53	295	119	72	74	388	37	56	19	112
Total Renewals	418	1108	732	841	567	1827	797	1019	132	423	790	663	622	860	551	596	380	981
Percent Change	-64.49%	165.07%	-33.94%	14.89%	-32.58%	222.22%	-56.38%	27.85%	-87.05%	220.45%	86.76%	-16.08%	-6.18%	38.26%	-35.93%	8.17%	-36.24%	158.16%
Active MEM	19755	19402	18936	18538	18082	17830	15896	15575	14795	14097	13664	13620	13168	12541	12047	11504	11145	11350
Zero Dues MEM	n/a	n/a	n/a	n/a	n/a	n/a	n/a	83083	83516	84327	85648	85820	86780	88936	89826	90928	91681	92187
Total "MEM"	n/a	n/a	n/a	n/a	n/a	n/a	n/a	98658	98311	98424	99312	99440	99948	101477	101873	102432	102826	103537
Percent Change	n/a	n/a	n/a	n/a	n/a	n/a	n/a	n/a	-0.35%	0.11%	0.90%	0.13%	0.51%	1.53%	0.39%	0.55%	0.38%	0.69%

Last Year vs. This Year

	Oct-05	Oct-06		
Active w-MEM	17830	11350	Active Donors w-MEM =	11350
Active w/out MEM	2165	880	Lapsed & Zero Dues MEM =	92187
Total Active	19995	12230	Total "MEM" w-Signed Certificate =	103537
Percent Change		-38.83%	Member Signed Certificate = "MEM"	
Lapsed	2265	1281		
Percent Change		-43.44%		
New Donors	193	527		
Percent Change		173.06%		
Renewals	1827	981		
Percent Change		-46.31%		

Oct-06 MEMBERSHIP BY STATE --- ACTIVE AND NON ACTIVE

<u>STATE</u>	<u>TOTAL "MEM"</u>	<u>NON ACTIVE "MEM"</u>	<u>ACTIVE "MEM"</u>	<u>ACTIVE "SUB"</u>	<u>TOTAL "ACTIVE"</u>	<u>STATE</u>	<u>TOTAL "MEM"</u>	<u>NON ACTIVE "MEM"</u>	<u>ACTIVE "MEM"</u>	<u>ACTIVE "SUB"</u>	<u>TOTAL "ACTIVE"</u>
AL	1214	1055	159	6	165	MT	382	348	34	4	38
AK	594	534	60	2	62	NE	425	376	49	4	53
AZ	2432	2167	265	22	287	NV	1359	1207	152	14	166
AR	631	581	50	3	53	NH	1145	1002	143	10	153
CA	17230	15510	1720	124	1844	NJ	2440	2178	262	26	288
CO	2757	2424	333	33	366	NM	913	809	104	7	111
CT	1140	999	141	15	156	NY	3630	3181	449	39	488
DE	306	266	40	4	44	NC	2369	2114	255	9	264
DC	290	259	31	4	35	ND	123	109	14	0	14
FL	5898	5238	660	51	711	OH	3471	3039	432	35	467
GA	4858	4407	451	29	480	OK	711	640	71	3	74
HI	404	358	46	6	52	OR	1848	1673	175	14	189
ID	576	525	51	2	53	PA	4702	4224	478	35	513
IL	3434	3015	419	30	449	RI	211	185	26	0	26
IN	2316	2052	264	19	283	SC	1154	1051	103	8	111
IA	755	662	93	3	96	SD	177	149	28	0	28
KS	930	826	104	9	113	TN	1681	1472	209	7	216
KY	798	712	86	7	93	TX	6159	5441	718	59	777
LA	705	618	87	7	94	UT	876	801	75	6	81
ME	658	603	55	3	58	VT	347	312	35	8	43
MD	1847	1610	237	27	264	VA	3111	2711	400	27	427
MA	2434	2203	231	30	261	WA	3556	3153	403	24	427
MI	4332	3894	438	29	467	WV	487	432	55	1	56
MN	1516	1338	178	14	192	WI	1416	1243	173	15	188
MS	431	395	36	6	42	WY	253	221	32	0	32
MO	1707	1515	192	22	214	OTHER	398	350	48	18	66

	<u>TOTAL "MEM"</u>	<u>NON ACTIVE "MEM"</u>	<u>ACTIVE "MEM"</u>	<u>ACTIVE "SUB"</u>	<u>TOTAL "ACTIVE"</u>
TOTALS	103537	92187	11350	880	12230

DEFINITIONS: MEM = Member Signed Certificate

Total MEM = Total # Constituents Per State w-Member Signed Certificate

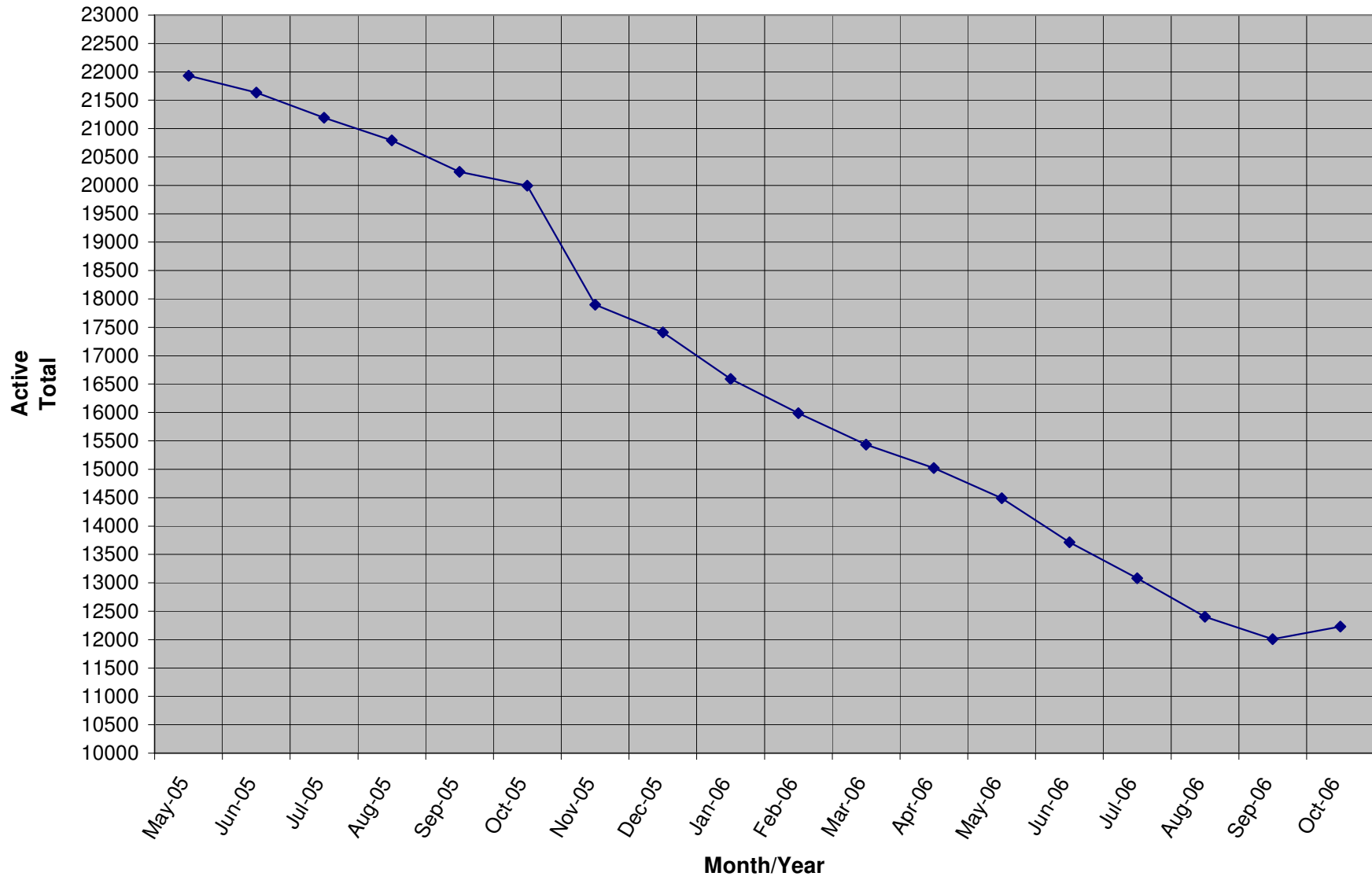
NON ACTIVE MEM = Const w-Signed Certificate who are Lapsed or Inquires ("Zero Dues Member")

ACTIVE MEM = Current Dues Paying or Lifetime Donor w-Signed Certificate (Formerly Called "Member" and number used for delegate count)

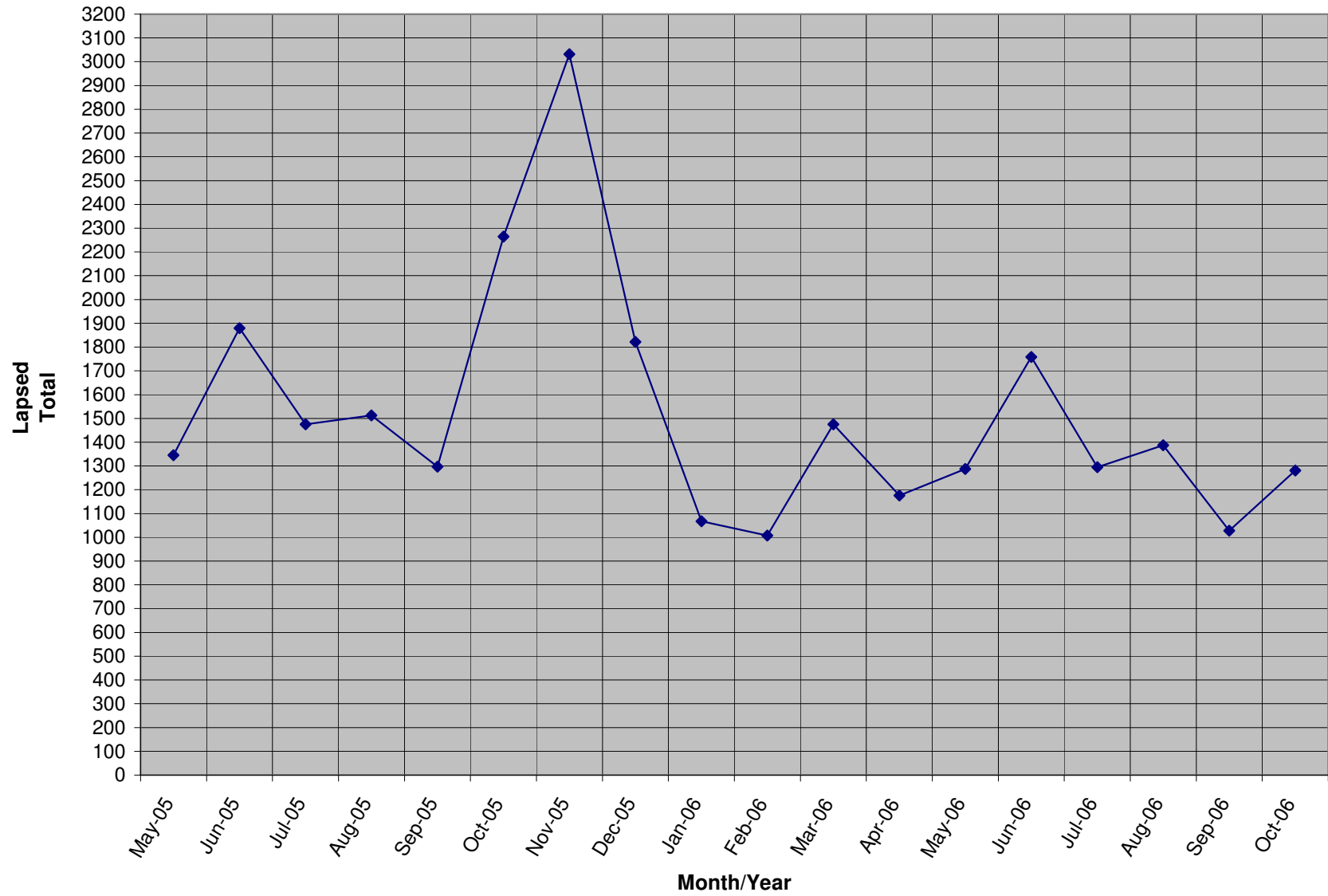
ACTIVE SUB (ACTIVE NON MEM) = Current Dues Paying or Lifetime Donors Whoe Have NOT Signed the Certificate (Formerly Called "Subscriber")

TOTAL ACTIVE = Current Dues Paying or Lifetime Donor

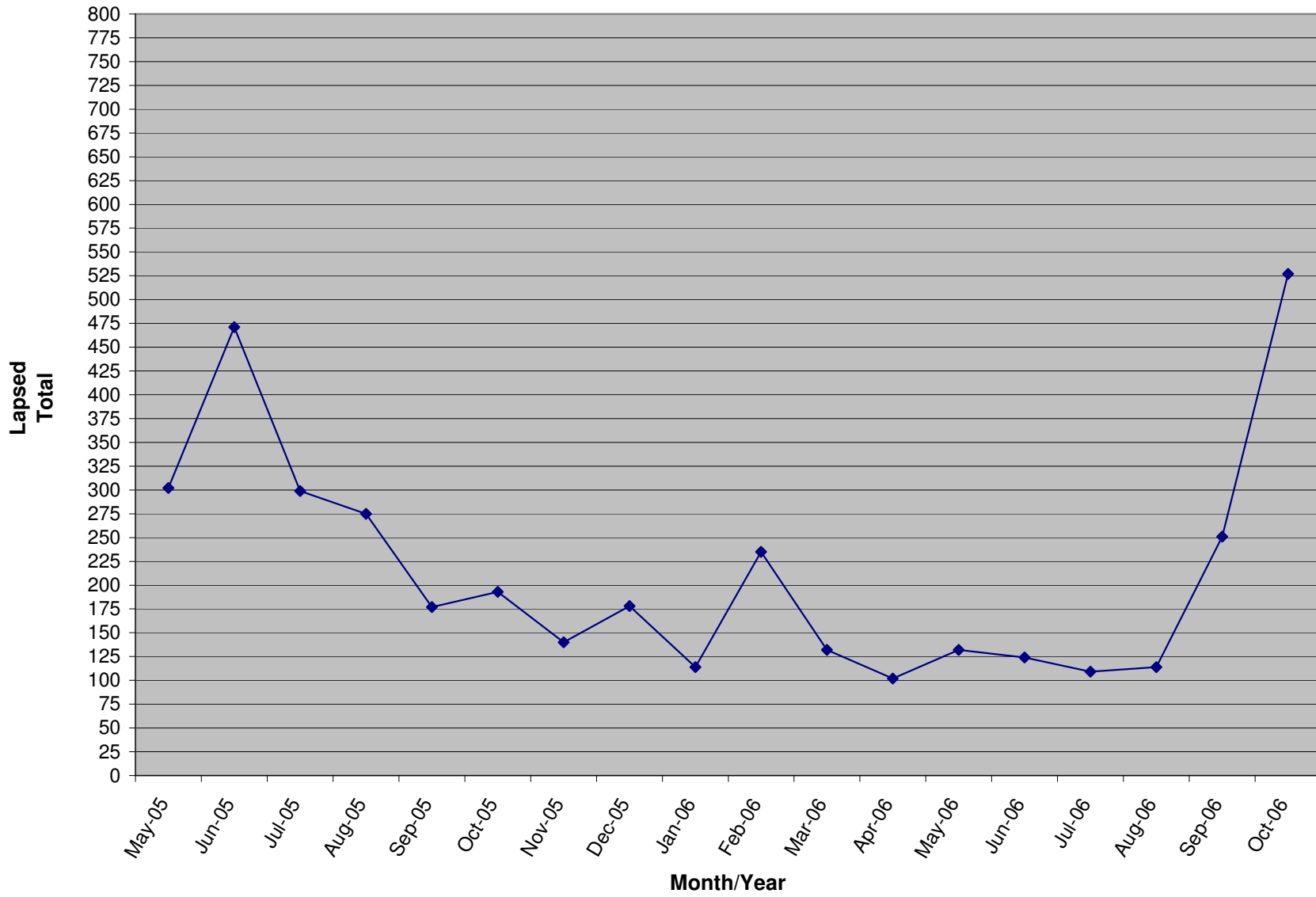
Active Donors



Lapsed Donors



New Donors



MEM Total

