

Libertarian National Committee
Membership Totals · Oct-05

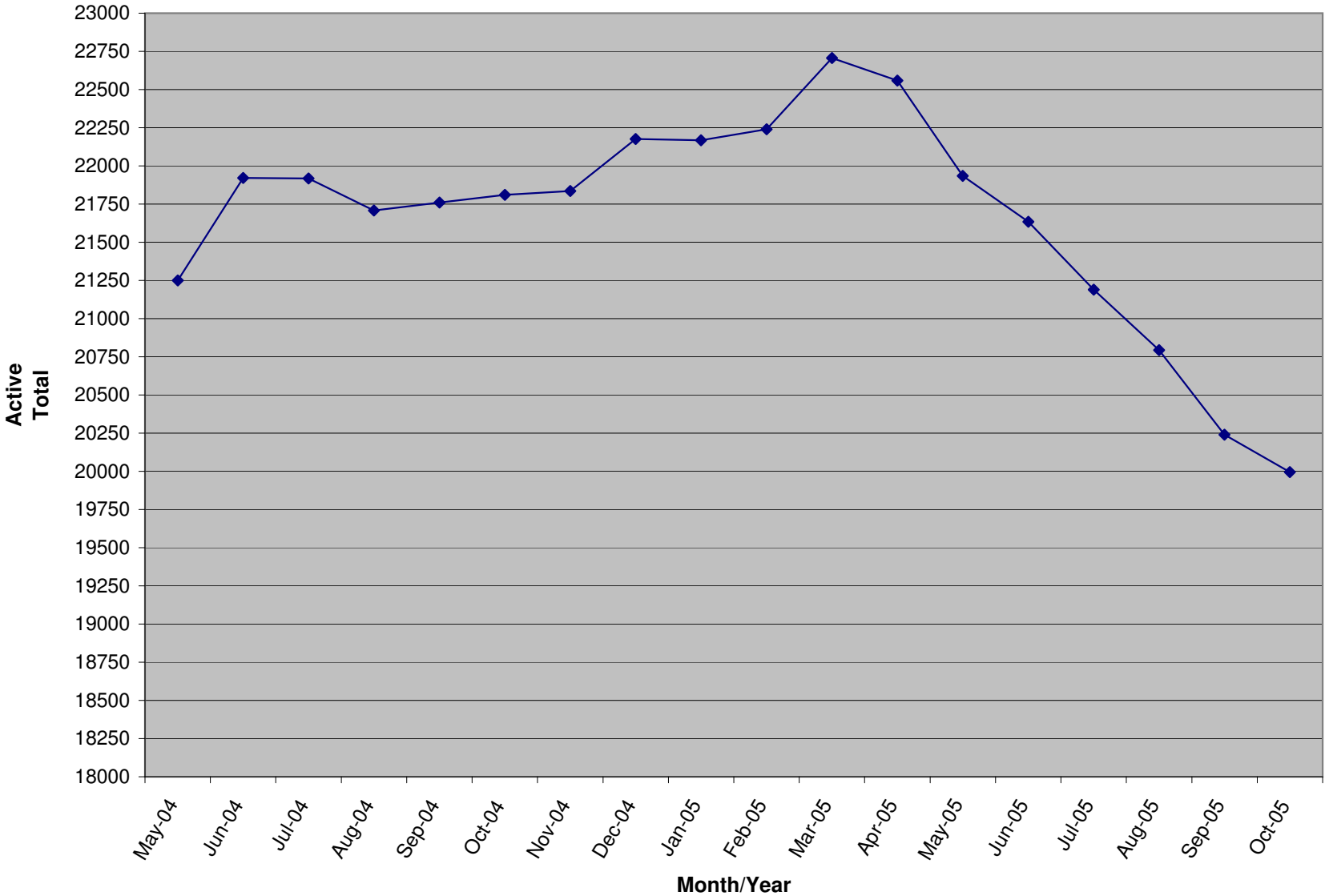
18 Month Comparison

	May-04	Jun-04	Jul-04	Aug-04	Sep-04	Oct-04	Nov-04	Dec-04	Jan-05	Feb-05	Mar-05	Apr-05	May-05	Jun-05	Jul-05	Aug-05	Sep-05	Oct-05
Members	19306	19834	19982	19747	19830	19913	19929	20283	20299	20247	20537	20326	19755	19402	18936	18538	18082	17830
Subscribers	1944	2087	1936	1961	1930	1898	1907	1894	1869	1993	2169	2233	2179	2232	2254	2255	2158	2165
Total	21250	21921	21918	21708	21760	21811	21836	22177	22168	22240	22706	22559	21934	21634	21190	20793	20240	19995
Percent Change	0.79%	3.16%	-0.01%	-0.96%	0.24%	0.23%	0.11%	1.56%	-0.04%	0.32%	2.10%	-0.65%	-2.77%	-4.10%	-3.39%	-3.89%	-4.48%	-3.84%
Lapsed Members	404	395	488	556	496	743	618	558	626	583	1270	1354	1208	1607	1310	1338	1192	2114
Lapsed Subscribers	47	46	62	71	56	83	52	106	124	66	129	159	137	272	165	175	105	151
Lapsed Total	451	441	550	627	552	826	670	664	750	649	1399	1513	1345	1879	1475	1513	1297	2265
Percent Change	-9.98%	-2.22%	24.72%	14.00%	-11.96%	49.64%	-18.89%	-0.90%	12.95%	-13.47%	115.56%	8.15%	-11.10%	24.19%	9.67%	-19.48%	-12.07%	49.70%
New Members	242	232	293	201	88	706	348	341	162	129	174	167	242	319	201	187	169	167
New Subscribers	75	111	84	75	16	5	0	2	44	134	163	22	60	152	98	88	8	26
New Total	317	343	377	276	104	711	348	343	206	263	337	189	302	471	299	275	177	193
Percent Change	2.26%	8.20%	9.91%	-26.79%	-62.32%	583.65%	-51.05%	-1.44%	-39.94%	27.67%	28.14%	-43.92%	59.79%	149.21%	-0.99%	-41.61%	-40.80%	-29.82%
Renewed Mem	NA	NA	NA	NA	491	120	286	571	480	402	1386	976	395	935	643	753	567	1695
Renewed Sub	NA	NA	NA	NA	9	46	61	91	55	56	142	201	23	173	89	88	0	132
Total Renewals	NA	NA	NA	NA	500	166	347	662	535	458	1528	1177	418	1108	732	841	567	1827
Percent Change	NA	NA	NA	NA	NA	-66.80%	109.04%	90.78%	-19.18%	-14.39%	233.62%	-22.97%	-64.49%	-5.86%	75.12%	-24.10%	-22.54%	117.24%

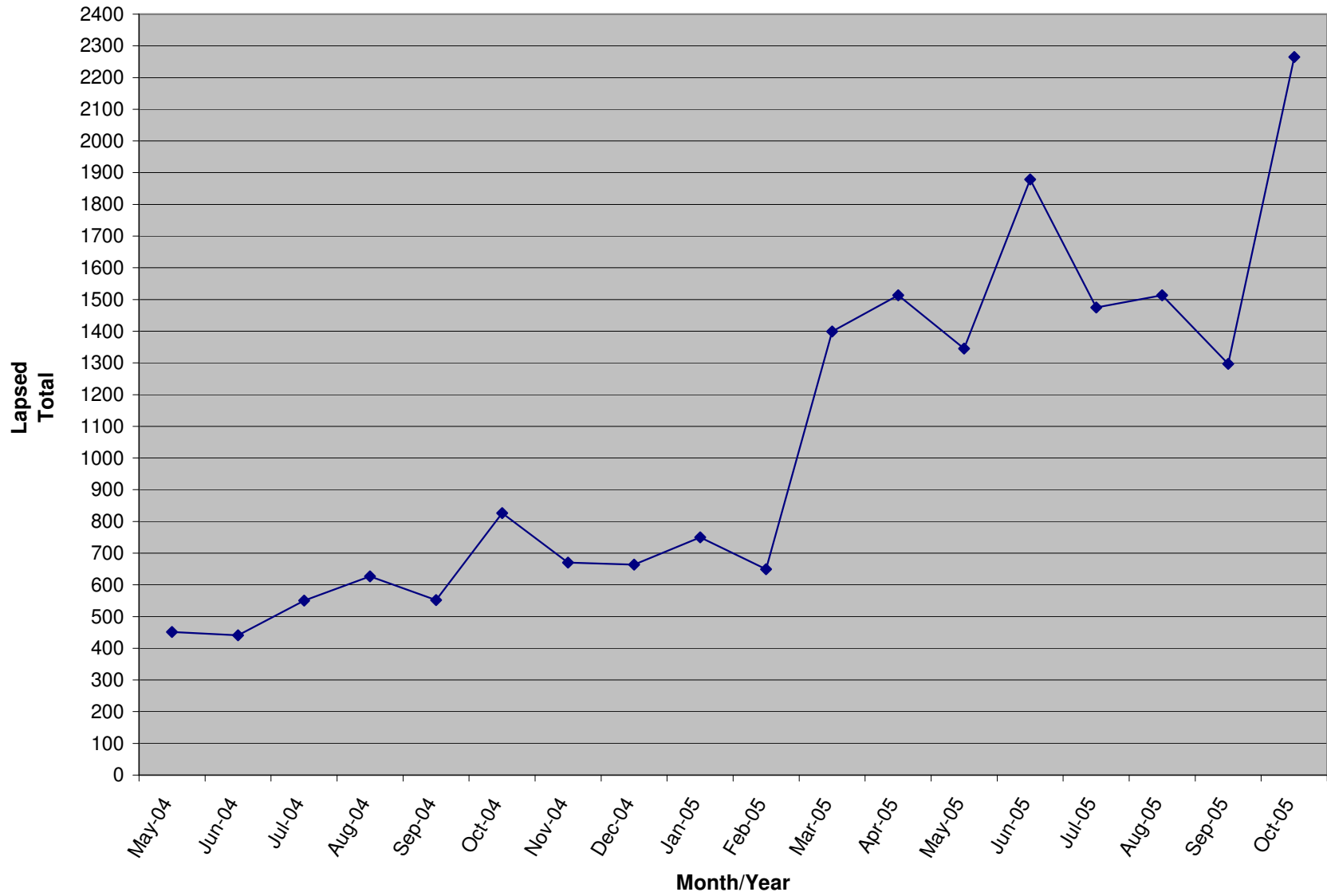
Last Year vs. This Year

	Oct-04	Oct-05		
Members	19913	17830	<u>Active w-Mem Signed Certificate =</u>	15657
Subscribers	1898	2165	<u>Lapsed w-Mem Signed Certificate =</u>	81575
Total	21811	19995	<u>Total w-Signed Certificate =</u>	<u>97232</u>
Percent Change		-8.33%		
Lapsed	826	2265		
Percent Change		174.21%		
New	711	193		
Percent Change		-72.86%		
Renewals	166	1827		
Percent Change		1000.60%		

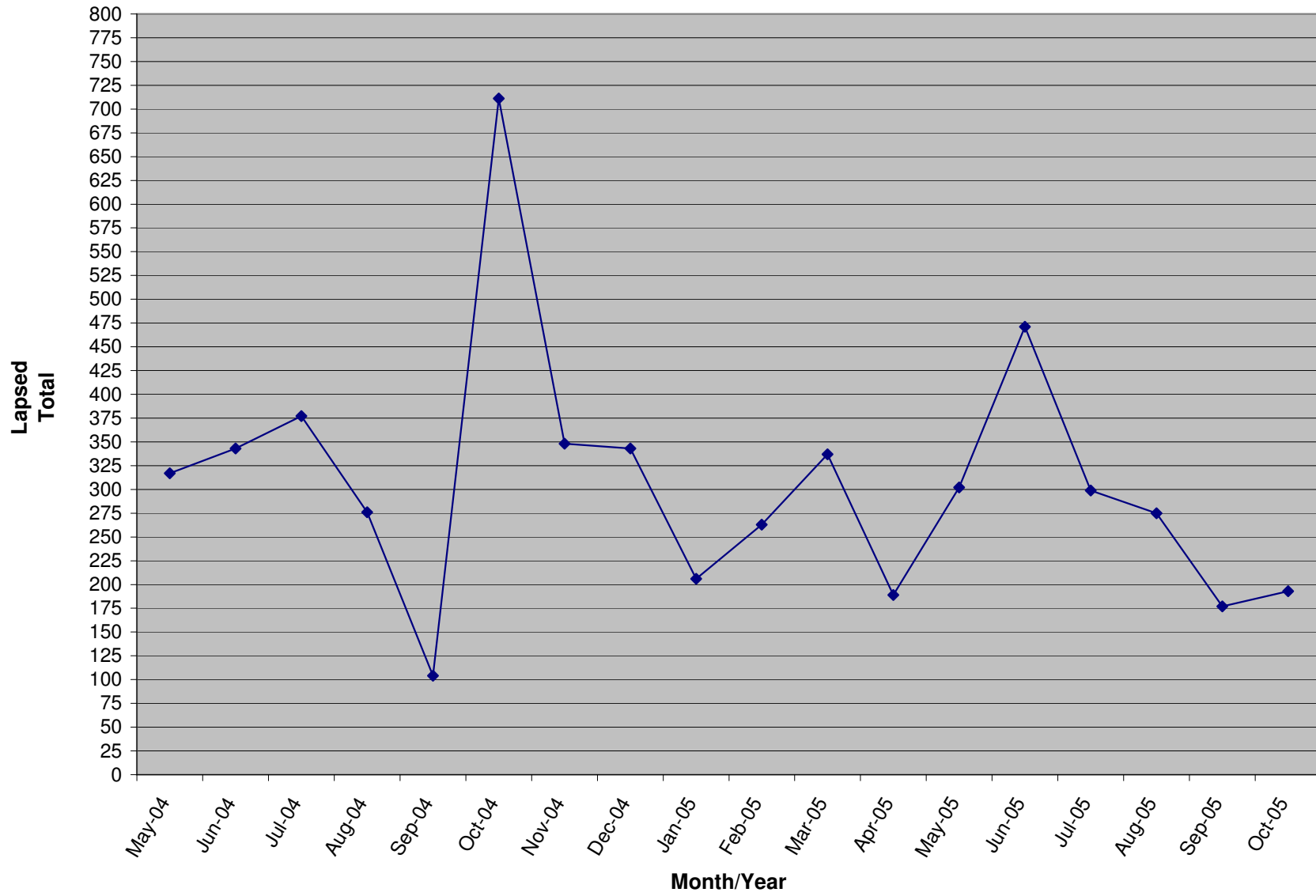
Active Membership



Lapsed Membership



New Membership



MEMBERS - SUBSCRIBERS BY STATE

Oct-05

<u>STATE</u>	<u>MEM</u>	<u>SUB</u>	<u>TOTAL</u>	<u>STATE</u>	<u>MEM</u>	<u>SUB</u>	<u>TOTAL</u>
AL	177	15	192	MT	46	9	55
AK	95	11	106	NE	66	8	74
AZ	316	52	368	NV	216	23	239
AR	74	13	87	NH	183	24	207
CA	2737	327	3064	NJ	408	61	469
CO	452	70	522	NM	148	20	168
CT	210	26	236	NY	581	101	682
DE	52	4	56	NC	399	42	441
DC	46	10	56	ND	15	3	18
FL	960	139	1099	OH	617	72	689
GA	698	93	791	OK	105	11	116
HI	66	8	74	OR	308	39	347
ID	73	9	82	PA	672	105	777
IL	558	74	632	RI	29	2	31
IN	473	49	522	SC	165	15	180
IA	156	9	165	SD	24	4	28
KS	158	18	176	TN	277	18	295
KY	109	15	124	TX	1065	127	1192
LA	114	16	130	UT	91	16	107
ME	84	13	97	VT	53	11	64
MD	334	61	395	VA	596	81	677
MA	363	61	424	WA	533	59	592
MI	641	69	710	WV	57	6	63
MN	248	35	283	WI	215	34	249
MS	55	12	67	WY	38	2	40
MO	266	40	306	OTHER	1408	23	1431

Oct-05 TOTAL ALL STATES	19995
--------------------------------	--------------