

Libertarian National Committee

"Donor" Totals - May-07

18 Month Comparison

	Dec-05	Jan-06	Feb-06	Mar-06	Apr-06	May-06	Jun-06	Jul-06	Aug-06	Sep-06	Oct-06	Nov-06	Dec-06	Jan-07	Feb-07	Mar-07	Apr-07	May-07
Active w-MEM	15575	14795	14097	13664	13620	13168	12541	12047	11504	11145	11350	11196	11014	11344	11921	12144	12333	12692
Active w/out MEM	1838	1797	1890	1770	1403	1322	1175	1034	900	862	880	824	778	803	891	965	852	791
Total	17413	16592	15987	15434	15023	14490	13716	13081	12404	12007	12230	12020	11792	12147	12812	13109	13185	13483
Percent Change	-2.72%	-4.71%	-3.65%	-3.46%	-2.66%	-3.55%	-5.34%	-4.63%	-5.18%	-3.20%	1.86%	-1.72%	-1.90%	3.01%	5.47%	2.32%	0.58%	2.26%

Lapsed MEM	1696	970	801	1236	737	1132	1223	1117	1197	971	1189	1127	928	336	396	783	659	671
Lapes w/out MEM	125	97	206	239	439	155	535	178	190	57	92	60	56	22	22	35	114	70
Lapsed Total	1821	1067	1007	1475	1176	1287	1758	1295	1387	1028	1281	1187	984	358	418	818	773	741
Percent Change	-39.94%	-41.41%	-5.62%	46.47%	-20.27%	9.44%	36.60%	-26.34%	7.10%	-25.88%	24.61%	-7.34%	-17.10%	-63.62%	16.76%	95.69%	-5.50%	-4.14%

New Donors w-MEM	175	111	231	132	102	132	124	109	114	251	525	203	132	240	196	196	170	181
New w/out MEM	3	3	4	0	0	0	0	0	0	0	2	1	0	0	2	0	0	0
New Total	178	114	235	132	102	132	124	109	114	251	527	204	132	240	198	196	170	181
Percent Change	27.14%	-35.96%	106.14%	-43.83%	-22.73%	29.41%	-6.06%	-12.10%	4.59%	120.18%	109.96%	-61.29%	-35.29%	81.82%	-17.50%	-1.01%	-13.27%	6.47%

Renewed w-MEM	956	79	128	671	591	548	472	514	540	361	869	770	614	426	777	810	678	1038
Renewed w/out MEM	63	53	295	119	72	74	388	37	56	19	112	3	10	47	108	109	1	9
Total Renewals	1019	132	423	790	663	622	860	551	596	380	981	773	624	473	885	919	679	1047
Percent Change	27.85%	-87.05%	220.45%	86.76%	-16.08%	-6.18%	38.26%	-35.93%	8.17%	-36.24%	158.16%	-21.20%	-19.28%	-24.20%	87.10%	3.84%	-26.12%	54.20%

Active MEM	15575	14795	14097	13664	13620	13168	12541	12047	11504	11145	11350	11196	11014	11344	11921	12144	12333	12692
Zero Dues MEM	83083	83516	84327	85648	85820	86780	88936	89826	90928	91681	92187	93175	93718	93754	93537	93517	93438	93479
Total "MEM"	98658	98311	98424	99312	99440	99948	101477	101873	102432	102826	103537	104371	104732	105098	105458	105661	105771	106171
Percent Change	n/a	-0.35%	0.11%	0.90%	0.13%	0.51%	1.53%	0.39%	0.55%	0.38%	0.69%	0.81%	0.35%	0.35%	0.34%	0.19%	0.10%	0.38%

Last Year vs. This Year

	May-06	May-07		
			Active Donors w-MEM =	<u>12692</u>
Active w-MEM	13168	12692		
Active w/out MEM	1322	791	Lapsed & Zero Dues MEM =	<u>93479</u>
Total Active	14490	13483		
Percent Change		-6.95%	Total "MEM" w-Signed Certificate =	<u>106171</u>
Lapsed	1287	741		
Percent Change		-42.42%	Member Signed Certificate = "MEM"	
New Donors	132	181		
Percent Change		37.12%		
Renewals	622	1047		
Percent Change		68.33%		

May-07 MEMBERSHIP BY STATE --- ACTIVE AND NON ACTIVE

<u>STATE</u>	<u>TOTAL "MEM"</u>	<u>NON ACTIVE "MEM"</u>	<u>ACTIVE "MEM"</u>	<u>ACTIVE "SUB"</u>	<u>TOTAL "ACTIVE"</u>
AL	1243	1084	159	6	165
AK	596	535	61	3	64
AZ	2510	2213	297	23	320
AR	645	582	63	5	68
CA	17334	15467	1867	96	1963
CO	2827	2443	384	33	417
CT	1181	1008	173	16	189
DE	313	269	44	3	47
DC	294	261	33	1	34
FL	6047	5271	776	48	824
GA	4997	4494	503	27	530
HI	411	363	48	3	51
ID	588	533	55	1	56
IL	3537	3054	483	31	514
IN	2366	2078	288	19	307
IA	787	684	103	4	107
KS	949	815	134	8	142
KY	817	719	98	8	106
LA	744	632	112	4	116
ME	673	604	69	1	70
MD	1891	1640	251	21	272
MA	2459	2185	274	28	302
MI	4416	3946	470	23	493
MN	1604	1415	189	14	203
MS	445	400	45	8	53
MO	1784	1543	241	14	255

<u>STATE</u>	<u>TOTAL "MEM"</u>	<u>NON ACTIVE "MEM"</u>	<u>ACTIVE "MEM"</u>	<u>ACTIVE "SUB"</u>	<u>TOTAL "ACTIVE"</u>
MT	388	346	42	5	47
NE	673	604	69	1	70
NV	1384	1205	179	11	190
NH	1170	1019	151	10	161
NJ	2473	2193	280	21	301
NM	931	819	112	6	118
NY	3734	3216	518	37	555
NC	2476	2164	312	6	318
ND	130	111	19	0	19
OH	3554	3078	476	39	515
OK	746	649	97	4	101
OR	1872	1684	188	13	201
PA	4790	4293	497	24	521
RI	218	190	28	1	29
SC	1206	1066	140	7	147
SD	176	147	29	0	29
TN	1762	1511	251	4	255
TX	6367	5608	759	58	817
UT	898	811	87	5	92
VT	345	312	33	7	40
VA	3209	2728	481	23	504
WA	3593	3193	400	21	421
WV	491	437	54	0	54
WI	1456	1270	186	13	199
WY	258	218	40	1	41
OTHER	413	369	44	26	70

	<u>TOTAL "MEM"</u>	<u>NON ACTIVE "MEM"</u>	<u>ACTIVE "MEM"</u>	<u>ACTIVE "SUB"</u>	<u>TOTAL "ACTIVE"</u>
TOTALS	106171	93479	12692	791	13483

TOP 15 FOR DELAGATE COUNT

<u>RANK</u>	<u>STATE</u>	<u>ACT MEM</u>
1	CA	1867
2	FL	776
3	TX	759
4	NY	518
5	GA	503
6	PA	497
7	IL	483
8	VA	481
9	OH	476
10	MI	470
11	WA	400
12	CO	384
13	NC	312
14	AZ	297
15	IN	288

DEFINITIONS: MEM = Member Signed Certificate

Total MEM = Total # Constituents Per State w-Member Signed Certificate

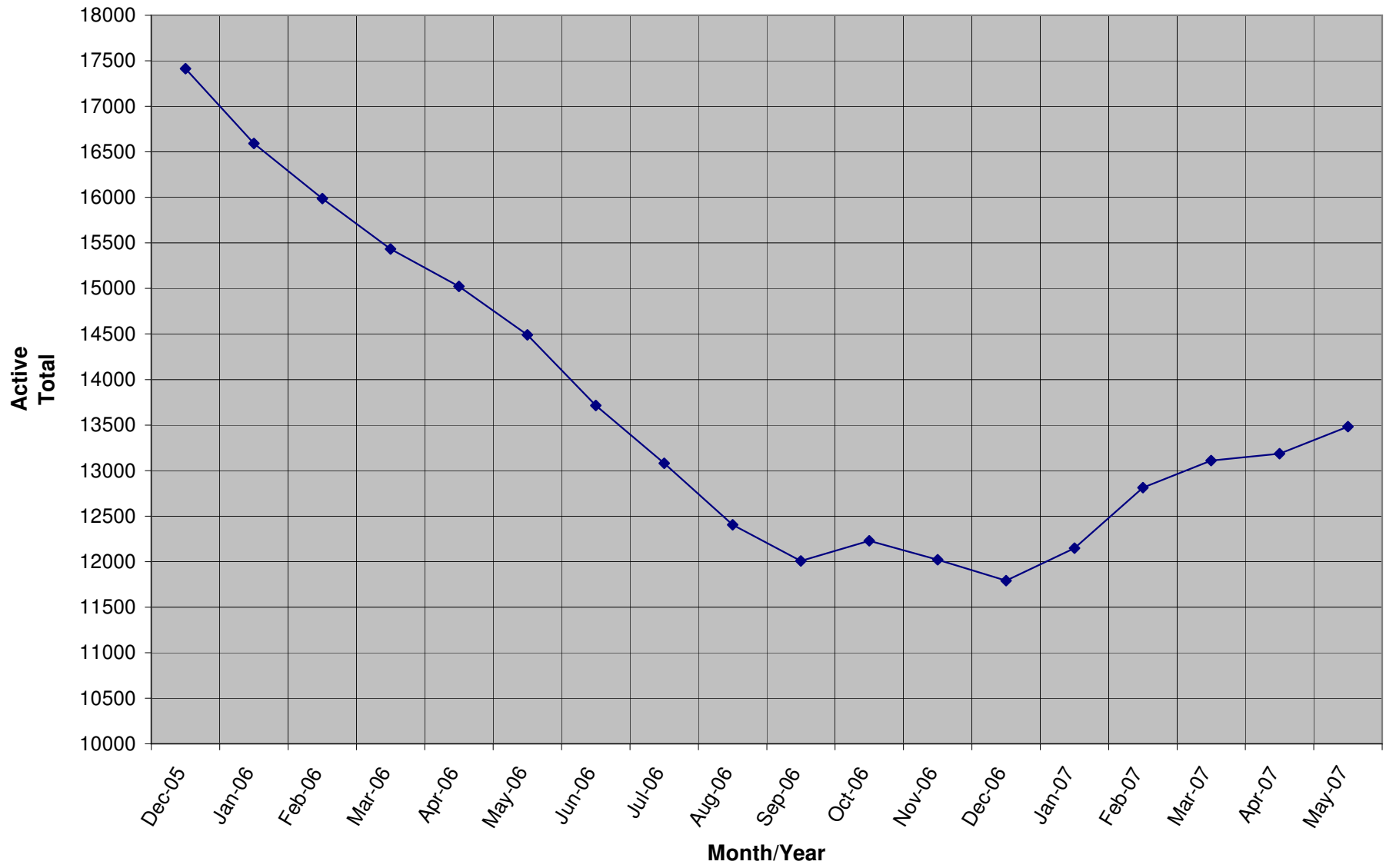
NON ACTIVE MEM = Const w-Signed Certificate who are Lapsed or Inquires ("Zero Dues Member")

ACTIVE MEM = Current Dues Paying or Lifetime Donor w-Signed Certificate (By Law Definition of "Sustaining Member" and number used for delegate count)

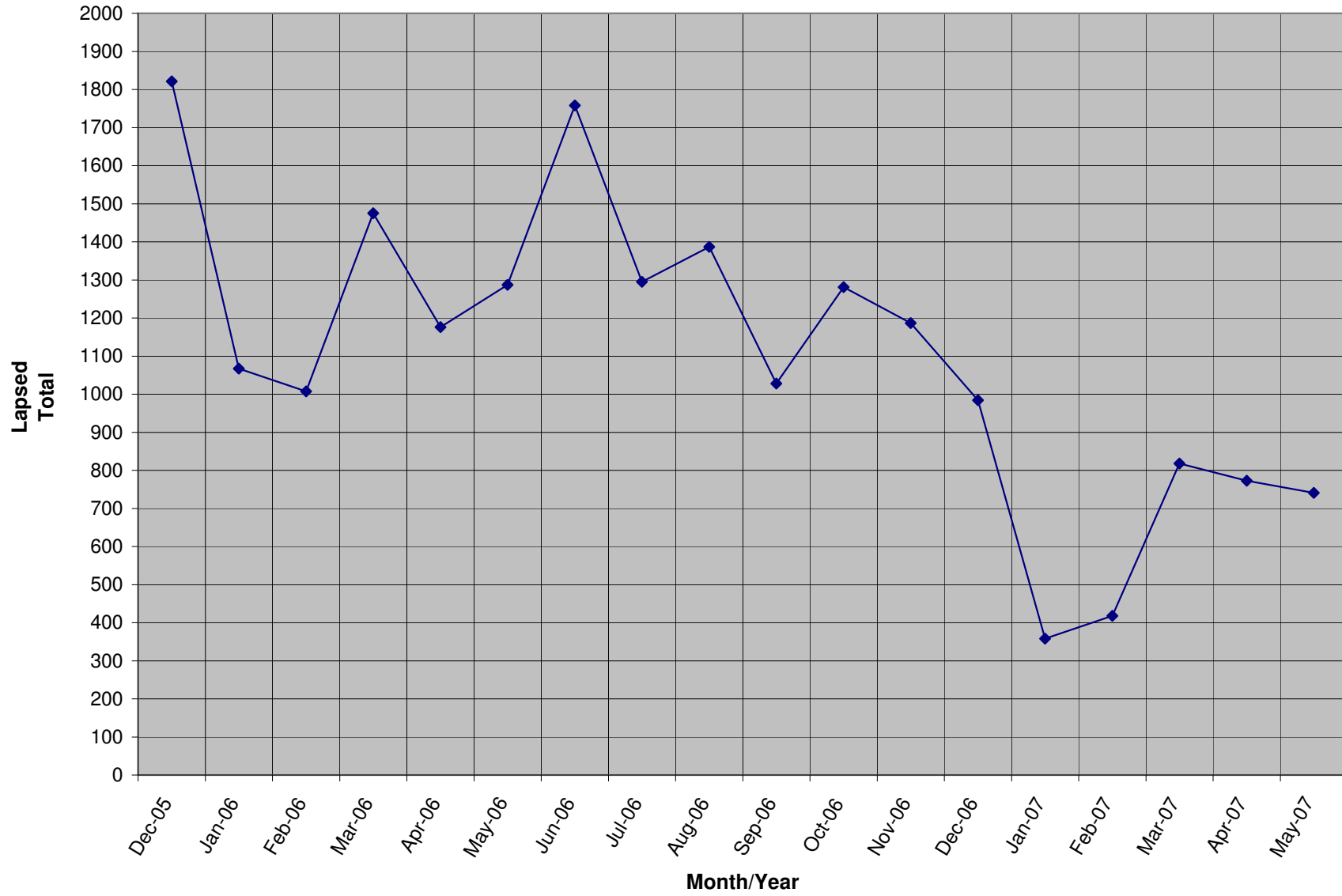
ACTIVE SUB (ACTIVE NON MEM) = Current Dues Paying or Lifetime Donors Whoe Have NOT Signed the Certificate (Formerly Called "Subscriber")

TOTAL ACTIVE = Current Dues Paying or Lifetime Donor

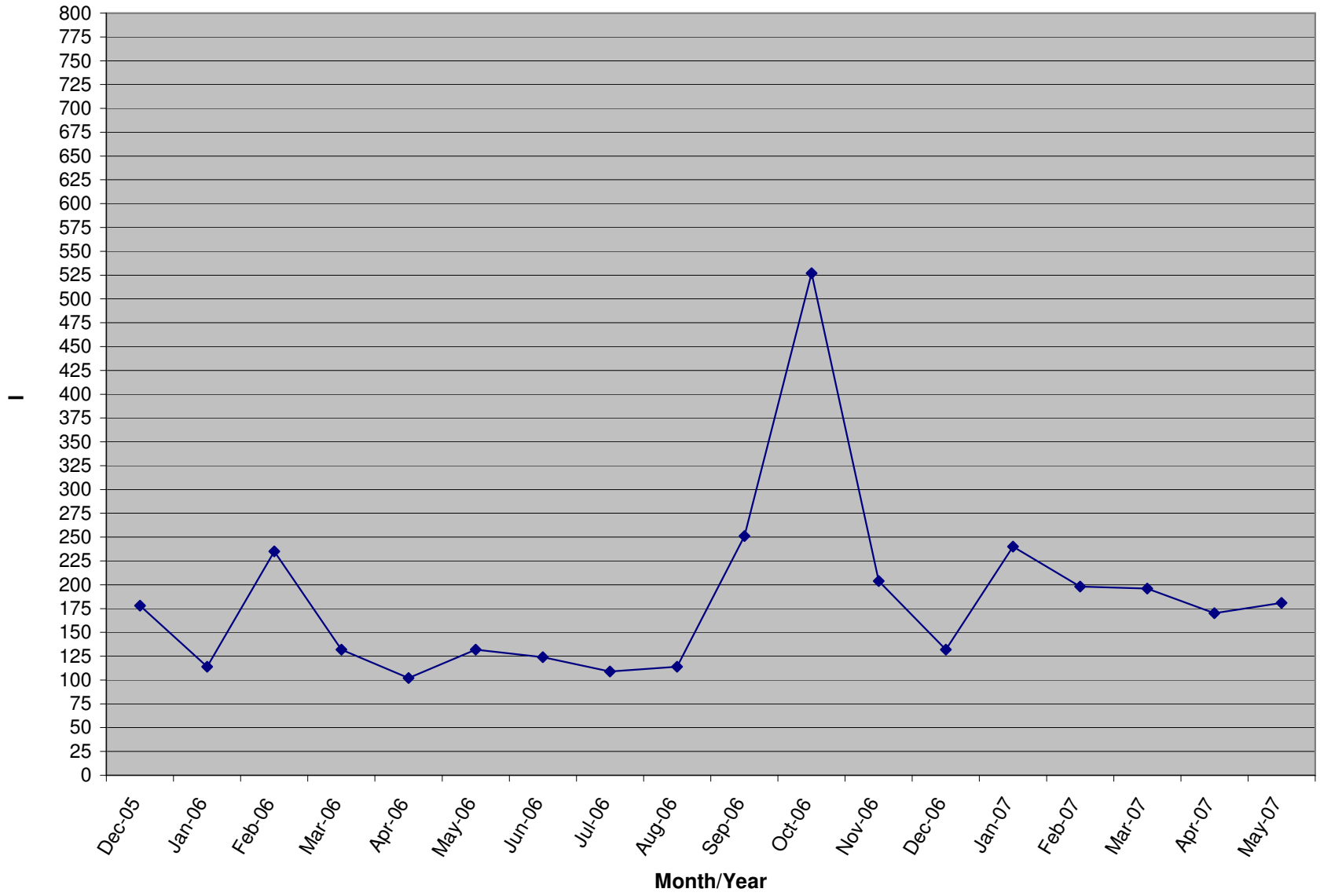
Active Donors



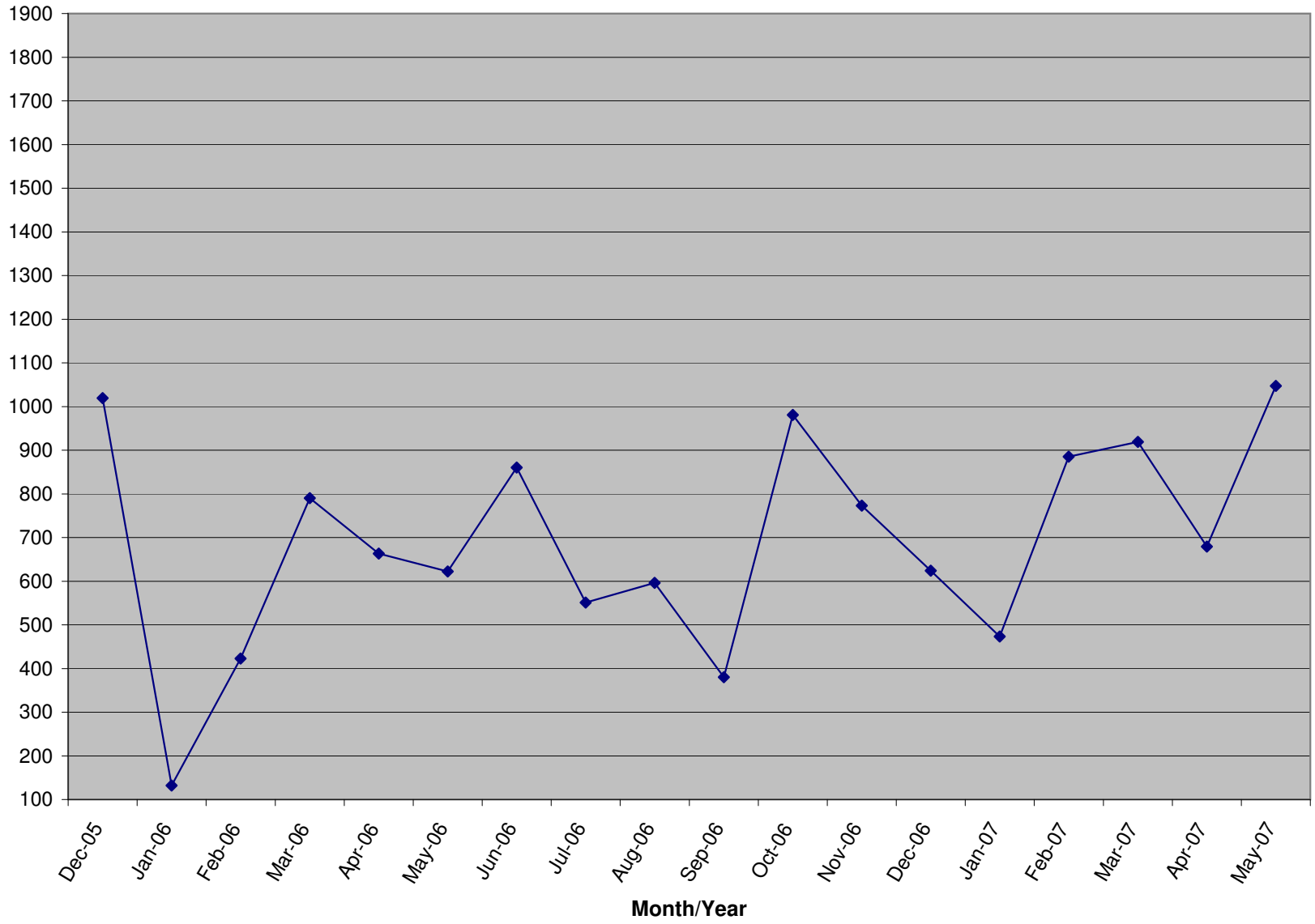
Lapsed Donors



New Donors



Renew Donors



MEM Total

