

Libertarian National Committee - Membership Report

"Donor" Totals - Oct-16

4 Year & 12 Month Comparison

	Dec-12	Dec-13	Dec-14	Dec-15	Oct-15	Nov-15	Dec-15	Jan-16	Feb-16	Mar-16	Apr-16	May-16	Jun-16	Jul-16	Aug-16	Sep-16	Oct-16
Active w-MEM	13749	13670	12053	11184	11399	11198	11184	11183	11413	11824	12509	14532	15477	16656	17568	17888	18327
Active w/out MEM	1194	967	747	509	517	513	509	497	514	507	519	787	981	1223	1736	1890	1843
Total Active Donors	14943	14637	12800	11693	11916	11711	11693	11680	11927	12331	13028	15319	16458	17879	19304	19778	20170
Percent Change	4.30%	-2.05%	-12.55%	-0.15%	-2.62%	-1.72%	-0.15%	-0.11%	2.11%	3.39%	5.65%	17.59%	7.44%	8.63%	7.97%	2.46%	1.98%
Lapsed/Drop MEM	1381	1245	1733	909	1044	679	909	663	612	837	718	465	662	514	681	599	753
Lapse w/out MEM	76	82	203	30	46	29	30	44	40	41	20	10	14	10	24	29	37
Lapsed/Drop Total	1457	1327	1936	939	1090	708	939	707	652	878	738	475	676	524	705	628	790
Percent Change	0.28%	-8.92%	45.89%	32.63%	82.89%	-35.05%	32.63%	-24.71%	-7.78%	34.66%	-15.95%	-35.64%	42.32%	-22.49%	34.54%	-10.92%	25.80%
New Donors w-MEM	240	267	110	103	87	104	103	145	308	524	675	1393	1184	1181	1054	469	526
New w/out MEM	38	168	6	6	10	10	6	3	15	22	31	176	163	230	535	176	52
New Total	278	435	116	109	97	114	109	148	323	546	706	1569	1347	1411	1589	645	578
Percent Change	-1.42%	56.47%	-73.33%	-4.39%	-15.65%	17.53%	-4.39%	35.78%	118.24%	69.04%	29.30%	122.24%	-14.15%	4.75%	12.62%	-59.41%	-10.39%
Renewed w-MEM	708	966	729	792	641	374	792	517	534	724	728	1095	423	512	539	450	666
Renewed w/out MEM	57	55	14	20	31	15	20	29	42	12	1	102	45	22	2	7	-62 *
Total Renewals	765	1021	743	812	672	389	812	546	576	736	729	1197	468	534	541	457	604
Percent Change	-20.40%	33.46%	-27.23%	108.74%	39.13%	-42.11%	108.74%	-32.76%	5.49%	27.78%	-0.95%	64.20%	-60.90%	14.10%	1.31%	-15.53%	32.17%
Total "MEM"	126900	130507	133400	135197	134974	135104	135197	135417	135980	136797	137539	139513	140413	141889	143319	143935	144707
Percent Change	4.14%	2.84%	2.22%	0.07%	0.08%	0.10%	0.07%	0.16%	0.42%	0.60%	0.54%	1.44%	0.65%	1.05%	1.01%	0.43%	0.54%
Total "LIFETIME"	2208	2295	2446	2458	2456	2457	2458	2459	2461	2461	2473	2501	2514	2531	2554	2560	2567
Total "BSM"	13824	13869	12526	11045	11247	11173	11045	11112	11400	11768	12461	14554	15448	16759	17541	18071	18486

Last Year vs. This Year

	Oct-15	Oct-16	Change	12 Mo Ave	
Active w-MEM	11399	18327	60.78%	14147	<u>Active Donors w-MEM = 18327</u>
Active w/out MEM	517	1843	256.48%	960	<u>Lapsed & Zero Dues MEM = 126380</u>
Total Active Donors	11916	20170	69.27%	15107	<u>Total "MEM" w-Signed Certificate = 144707</u>
Lapsed/Dropped	1090	790	-27.52%	702	<u>Member Signed Certificate = "MEM"</u>
New Donors	97	578	495.88%	757	<u>Total "BSM" = 18486</u>
Renewals	672	604	-10.12%	632	<u>Bylaws Defined Sustaining Member = "BSM"</u>

* Neg "sub" due to email push to convert Sub's to Mem's in Oct-16

Oct-16 MEMBERSHIP BY STATE --- ACTIVE AND NON ACTIVE

STATE	TOTAL "MEM"	ACTIVE "MEM"	ACTIVE "SUB"	TOTAL "ACTIVE"	TOTAL "BSM"
AK	706	87	4	91	85
AL	1908	275	17	292	276
AR	961	126	11	137	125
AZ	3367	396	45	441	394
CA	20021	2016	223	2239	2022
CO	4014	605	60	665	605
CT	1583	210	30	240	208
DC	418	47	6	53	52
DE	417	53	5	58	53
FL	8528	1034	129	1163	1057
GA	6254	576	64	640	586
HI	565	83	8	91	83
IA	1128	188	11	199	190
ID	808	80	8	88	79
IL	4799	657	69	726	670
IN	3496	548	34	582	558
KS	1311	174	11	185	177
KY	1290	173	8	181	176
LA	1194	174	20	194	177
MA	3011	319	46	365	318
MD	2642	369	37	406	374
ME	850	87	14	101	90
MI	5488	635	38	673	644
MN	2197	284	35	319	287
MO	2556	357	27	384	356
MS	775	100	9	109	99

STATE	TOTAL "MEM"	ACTIVE "MEM"	ACTIVE "SUB"	TOTAL "ACTIVE"	TOTAL "BSM"
MT	543	74	8	82	74
NC	3621	465	54	519	469
ND	261	54	6	60	52
NE	722	113	5	118	112
NH	1445	188	21	209	189
NJ	3271	389	50	439	393
NM	1208	170	23	193	168
NV	1986	203	23	226	206
NY	5415	817	90	907	822
OH	5639	757	50	807	779
OK	1161	169	16	185	171
OR	2292	189	37	226	189
PA	6303	713	84	797	724
RI	343	49	8	57	48
SC	2022	275	23	298	284
SD	283	45	5	50	43
TN	2688	452	15	467	450
TX	9886	1435	145	1580	1436
UT	1253	149	16	165	151
VA	5201	832	74	906	840
VT	422	42	5	47	43
WA	4661	592	56	648	594
WI	2129	311	36	347	315
WV	646	66	5	71	68
WY	329	39	2	41	39
XX	690	86	17	103	86

SUSTAINING MEMBERSHIP STATE RANKINGS - "BSM"

State	Total BSM	Rank	State	Total BSM	Rank
CA	2022	1	IA	190	27
TX	1436	2	NH	189	28
FL	1057	3	OR	189	29
VA	840	4	KS	177	30
NY	822	5	LA	177	31
OH	779	6	KY	176	32
PA	724	7	OK	171	33
IL	670	8	NM	168	34
M	644	9	UT	151	35
CO	605	10	AR	125	36
WA	594	11	NE	112	37
GA	586	12	MS	99	38
IN	558	13	ME	90	39
NC	469	14	AK	85	40
TN	450	15	H	83	41
AZ	394	16	ID	79	42
NJ	393	17	MT	74	43
MD	374	18	WV	68	44
MO	356	19	DE	53	45
MA	318	20	DC	52	46
VI	315	21	ND	52	47
MN	287	22	RI	48	48
SC	284	23	SD	43	49
AL	276	24	VT	43	50
CT	208	25	WY	39	51
NV	206	26	XX	86	52

	TOTAL "MEM"	ACTIVE "MEM"	ACTIVE "SUB"	TOTAL "ACTIVE"	TOTAL "BSM"
TOTALS	144707	18327	1843	20170	18486

DEFINITIONS: MEM = Member Signed Certificate

Total MEM = Total # Constituents Per State w-Member Signed Certificate

ACTIVE MEM = Current Dues Paying or Lifetime Donor w-Signed Certificate

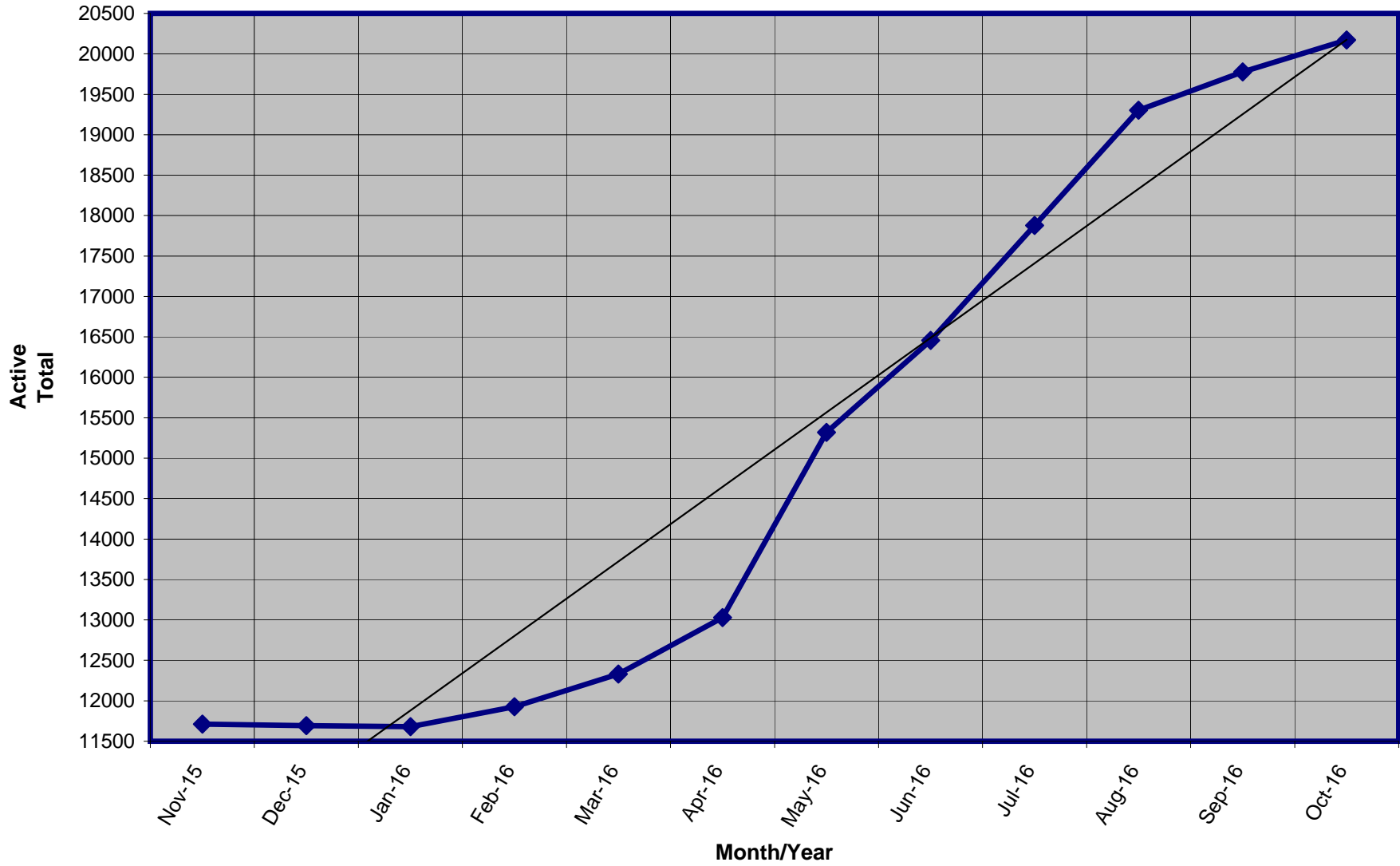
ACTIVE SUB (ACTIVE NON MEM) = Current Dues Paying or Lifetime Donors Who Have NOT Signed the Certificate (Formerly Called "Subscriber")

TOTAL ACTIVE = Current Dues Paying or Lifetime Donor

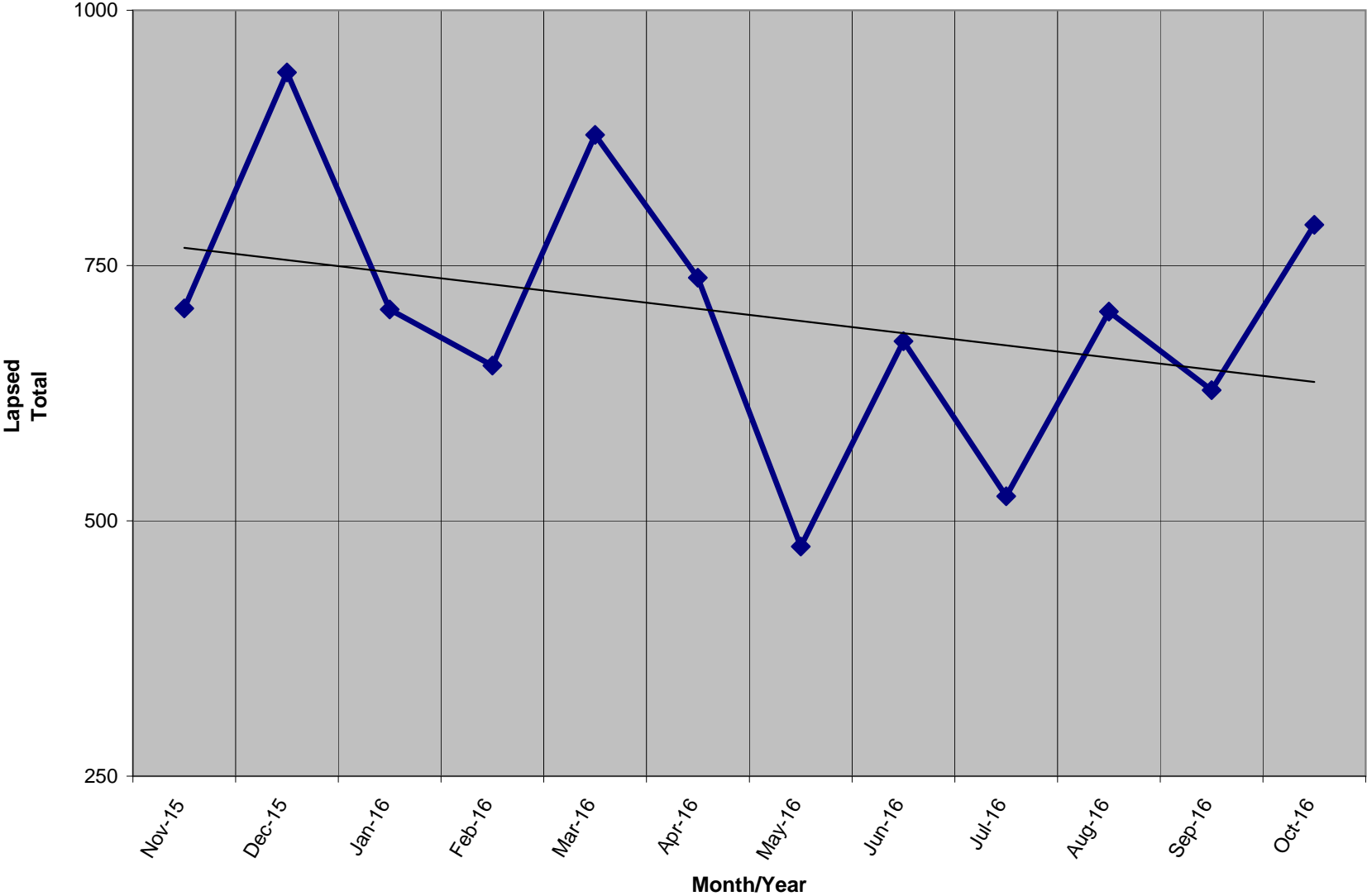
BSM = By Law Definition of "Sustaining Member" and number used for delegate count

(Art 5-3: "Sustaining member" is any Party member who has given at least \$25 to the Party in the prior twelve months, or who is a life member.)

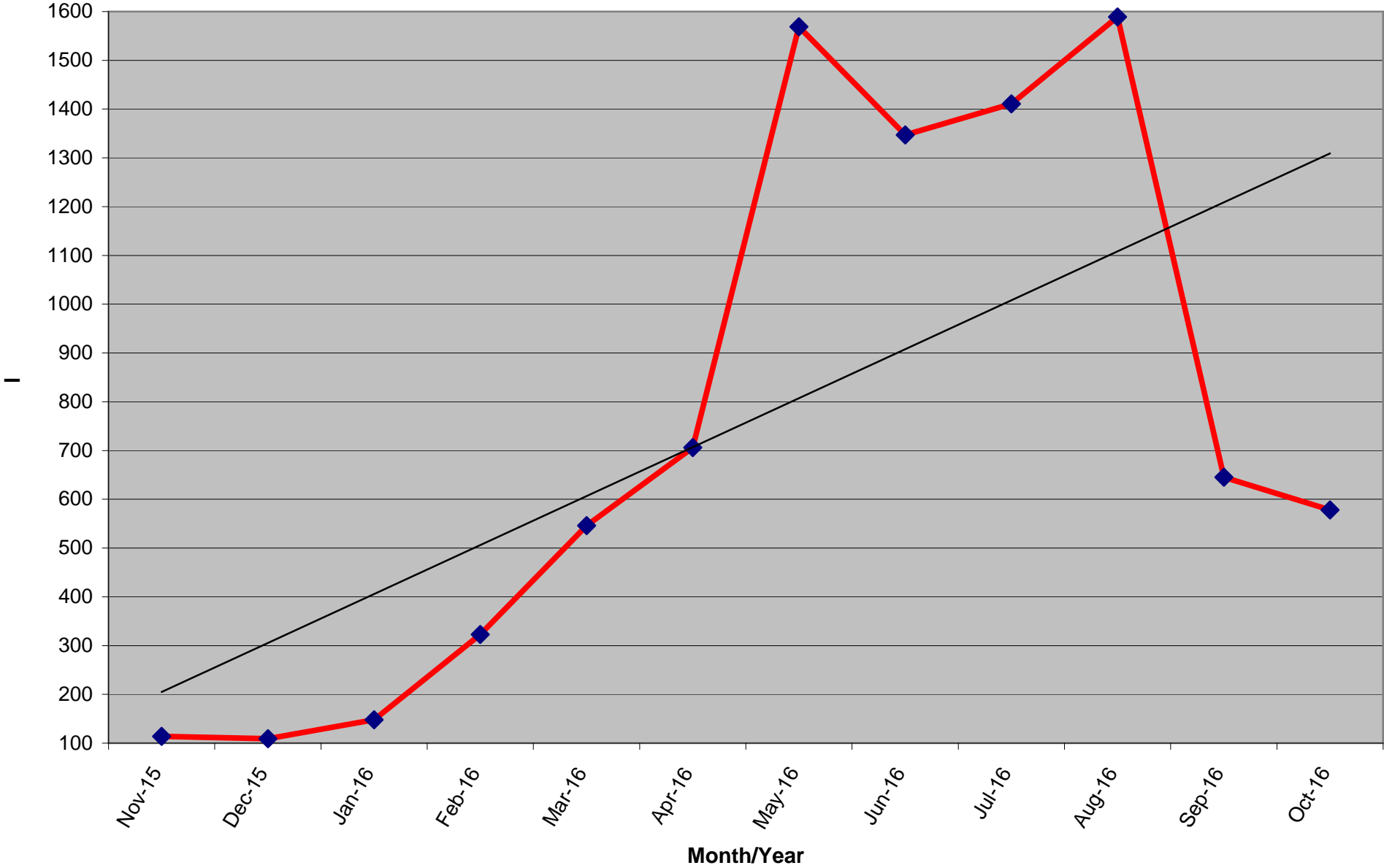
Active Donors - Past 12 Months



Lapsed - Dropped - Donors - Past 12 Months



New Donors Past 12 Months



Renew Donors - Past 12 Months

