

# Libertarian National Committee - Membership Report

"Donor" Totals - Aug-08

## 18 Month Comparison

	Mar-07	Apr-07	May-07	Jun-07	Jul-07	Aug-07	Sep-07	Oct-07	Nov-07	Dec-07	Jan-08	Feb-08	Mar-08	Apr-08	May-08	Jun-08	Jul-08	Aug-08
Active w-MEM	12144	12333	12692	13133	13359	13551	13492	13149	13309	14181	14171	13908	13809	13579	13820	14121	14581	14970
Active w/out MEM	965	852	791	792	817	822	794	769	771	924	941	1011	1032	1025	1057	1087	1102	1082
<b>Total</b>	<b>13109</b>	<b>13185</b>	<b>13483</b>	<b>13925</b>	<b>14176</b>	<b>14373</b>	<b>14286</b>	<b>13918</b>	<b>14080</b>	<b>15105</b>	<b>15112</b>	<b>14919</b>	<b>14841</b>	<b>14604</b>	<b>14877</b>	<b>15208</b>	<b>15683</b>	<b>16052</b>
<b>Percent Change</b>	<b>2.32%</b>	<b>0.58%</b>	<b>2.26%</b>	<b>3.28%</b>	<b>1.80%</b>	<b>1.39%</b>	<b>-0.61%</b>	<b>-2.58%</b>	<b>1.16%</b>	<b>7.28%</b>	<b>0.05%</b>	<b>-1.28%</b>	<b>-0.52%</b>	<b>-1.60%</b>	<b>1.87%</b>	<b>2.22%</b>	<b>3.12%</b>	<b>2.35%</b>

Lapsed MEM	783	659	671	613	547	587	743	1367	812	718	724	1028	1111	959	1137	1052	759	786
Lapes w/out MEM	35	114	70	49	49	52	35	60	24	13	27	59	79	76	94	29	55	42
<b>Lapsed Total</b>	<b>818</b>	<b>773</b>	<b>741</b>	<b>662</b>	<b>596</b>	<b>639</b>	<b>778</b>	<b>1427</b>	<b>836</b>	<b>731</b>	<b>751</b>	<b>1087</b>	<b>1190</b>	<b>1035</b>	<b>1231</b>	<b>1081</b>	<b>814</b>	<b>828</b>
<b>Percent Change</b>	<b>95.69%</b>	<b>-5.50%</b>	<b>-4.14%</b>	<b>-10.66%</b>	<b>-9.97%</b>	<b>7.21%</b>	<b>21.75%</b>	<b>83.42%</b>	<b>-41.42%</b>	<b>-12.56%</b>	<b>2.74%</b>	<b>44.74%</b>	<b>9.48%</b>	<b>-13.03%</b>	<b>18.94%</b>	<b>-12.19%</b>	<b>-24.70%</b>	<b>1.72%</b>

New Donors w-MEM	196	170	181	299	195	244	230	285	165	319	228	287	208	291	955	591	521	588
New w/out MEM	0	0	0	4	0	0	0	0	1	83	33	107	36	35	75	15	16	13
<b>New Total</b>	<b>196</b>	<b>170</b>	<b>181</b>	<b>303</b>	<b>195</b>	<b>244</b>	<b>230</b>	<b>285</b>	<b>166</b>	<b>402</b>	<b>261</b>	<b>394</b>	<b>244</b>	<b>326</b>	<b>1030</b>	<b>606</b>	<b>537</b>	<b>601</b>
<b>Percent Change</b>	<b>-1.01%</b>	<b>-13.27%</b>	<b>6.47%</b>	<b>67.40%</b>	<b>-35.64%</b>	<b>25.13%</b>	<b>-5.74%</b>	<b>23.91%</b>	<b>-41.75%</b>	<b>142.17%</b>	<b>-35.07%</b>	<b>50.96%</b>	<b>-38.07%</b>	<b>33.61%</b>	<b>215.95%</b>	<b>-41.17%</b>	<b>-11.39%</b>	<b>11.92%</b>

Renewed w-MEM	810	678	849	755	578	535	454	739	807	1271	486	478	804	438	423	762	698	587
Renewed w/out MEM	109	1	9	46	74	57	7	35	25	83	11	22	64	34	51	44	54	9
<b>Total Renewals</b>	<b>919</b>	<b>679</b>	<b>858</b>	<b>801</b>	<b>652</b>	<b>592</b>	<b>461</b>	<b>774</b>	<b>832</b>	<b>1354</b>	<b>497</b>	<b>500</b>	<b>868</b>	<b>472</b>	<b>474</b>	<b>806</b>	<b>752</b>	<b>596</b>
<b>Percent Change</b>	<b>3.84%</b>	<b>-26.12%</b>	<b>54.20%</b>	<b>-6.64%</b>	<b>-18.60%</b>	<b>-9.20%</b>	<b>-22.13%</b>	<b>67.90%</b>	<b>7.49%</b>	<b>62.74%</b>	<b>-63.29%</b>	<b>0.60%</b>	<b>73.60%</b>	<b>-45.62%</b>	<b>0.42%</b>	<b>70.04%</b>	<b>-6.70%</b>	<b>-20.74%</b>

Active MEM	12144	12333	12692	13133	13359	13551	13492	13149	13309	14181	14171	13908	13809	13579	13820	14121	14581	14970
Zero Dues MEM	93517	93438	93479	93163	93082	93127	93410	94021	94018	93567	93824	94355	94640	95183	95510	95783	95899	96023
<b>Total "MEM"</b>	<b>105661</b>	<b>105771</b>	<b>106171</b>	<b>106296</b>	<b>106441</b>	<b>106678</b>	<b>106902</b>	<b>107170</b>	<b>107327</b>	<b>107748</b>	<b>107995</b>	<b>108263</b>	<b>108449</b>	<b>108762</b>	<b>109330</b>	<b>109904</b>	<b>110480</b>	<b>110993</b>
<b>Percent Change</b>	<b>0.19%</b>	<b>0.10%</b>	<b>0.38%</b>	<b>0.12%</b>	<b>0.14%</b>	<b>0.22%</b>	<b>0.21%</b>	<b>0.25%</b>	<b>0.15%</b>	<b>0.39%</b>	<b>0.23%</b>	<b>0.25%</b>	<b>0.17%</b>	<b>0.29%</b>	<b>0.52%</b>	<b>0.53%</b>	<b>0.52%</b>	<b>0.46%</b>

<b>Total "LIFETIME"</b>	<b>1861</b>	<b>n/a</b>	<b>n/a</b>	<b>n/a</b>	<b>n/a</b>	<b>n/a</b>	<b>1908</b>	<b>1918</b>	<b>1921</b>	<b>1930</b>	<b>1930</b>	<b>1933</b>	<b>1936</b>	<b>1937</b>	<b>1941</b>	<b>1947</b>	<b>1952</b>	<b>1955</b>
-------------------------	-------------	------------	------------	------------	------------	------------	-------------	-------------	-------------	-------------	-------------	-------------	-------------	-------------	-------------	-------------	-------------	-------------

## Last Year vs. This Year

	Aug-07	Aug-08	Change
Active w-MEM	13551	14970	10.47%
Active w/out MEM	822	1082	31.63%
<b>Total Active</b>	<b>14373</b>	<b>16052</b>	<b>11.68%</b>
Lapsed	639	828	29.58%
New Donors	244	601	146.31%
Renewals	592	596	0.68%

Active Donors w-MEM = 14970

Lapsed & Zero Dues MEM = 96023

Total "MEM" w-Signed Certificate = 110993

Member Signed Certificate = "MEM"

**Aug-08 MEMBERSHIP BY STATE --- ACTIVE AND NON ACTIVE**

<u>STATE</u>	<u>TOTAL "MEM"</u>	<u>NON ACTIVE "MEM"</u>	<u>ACTIVE "MEM"</u>	<u>ACTIVE "SUB"</u>	<u>TOTAL "ACTIVE"</u>
AK	609	539	70	3	73
AL	1334	1116	218	21	239
AR	690	597	93	5	98
AZ	2650	2305	345	31	376
CA	17713	15683	2030	146	2176
CO	3023	2555	468	40	508
CT	1243	1045	198	14	212
DC	294	258	36	6	42
DE	329	284	45	4	49
FL	6435	5484	951	64	1015
GA	5231	4601	630	34	664
HI	450	383	67	4	71
IA	819	704	115	8	123
ID	618	550	68	4	72
IL	3713	3169	544	48	592
IN	2470	2122	348	27	375
KS	1018	862	156	8	164
KY	882	746	136	7	143
LA	791	660	131	7	138
MA	2543	2253	290	25	315
MD	1996	1700	296	30	326
ME	687	614	73	7	80
MI	4548	4015	533	39	572
MN	1711	1467	244	15	259
MO	1870	1587	283	20	303
MS	467	417	50	8	58

<u>STATE</u>	<u>TOTAL "MEM"</u>	<u>NON ACTIVE "MEM"</u>	<u>ACTIVE "MEM"</u>	<u>ACTIVE "SUB"</u>	<u>TOTAL "ACTIVE"</u>
MT	411	358	53	9	62
NC	2625	2252	373	23	396
ND	133	110	23		23
NE	478	403	75	2	77
NH	1206	1053	153	11	164
NJ	2588	2257	331	29	360
NM	958	831	127	7	134
NV	1471	1258	213	15	228
NY	3924	3322	602	62	664
OH	3796	3151	645	47	692
OK	786	682	104	13	117
OR	1930	1719	211	16	227
PA	4976	4390	586	34	620
RI	225	198	27	1	28
SC	1321	1042	279	13	292
SD	188	155	33	1	34
TN	1909	1583	326	14	340
TX	6746	5879	867	61	928
UT	930	830	100	5	105
VA	3422	2841	581	32	613
VT	355	320	35	4	39
WA	3713	3301	412	20	432
WI	1527	1295	232	15	247
WV	509	449	60	4	64
WY	267	226	41	3	44
OTHER	465	402	63	16	79

	<u>TOTAL "MEM"</u>	<u>NON ACTIVE "MEM"</u>	<u>ACTIVE "MEM"</u>	<u>ACTIVE "SUB"</u>	<u>TOTAL "ACTIVE"</u>
<b>TOTALS</b>	<b>110993</b>	<b>96023</b>	<b>14970</b>	<b>1082</b>	<b>16052</b>

<u>STATE RANKINGS - TOP 15</u>				
<u>STATE</u>	<u>TL MEM</u>	<u>ACT MEM</u>	<u>ACT SUB</u>	<u>TL ACT</u>
CA	17713	2030	146	2176
FL	6435	951	64	1015
TX	6746	867	61	928
OH	3796	645	47	692
GA	5231	630	34	664
NY	3924	602	62	664
PA	4976	586	34	620
VA	3422	581	32	613
IL	3713	544	48	592
MI	4548	533	39	572
CO	3023	468	40	508
WA	3713	412	20	432
NC	2625	373	23	396
IN	2470	348	27	375
AZ	2650	345	31	376

**DEFINITIONS: MEM = Member Signed Certificate**

**Total MEM = Total # Constituents Per State w-Member Signed Certificate**

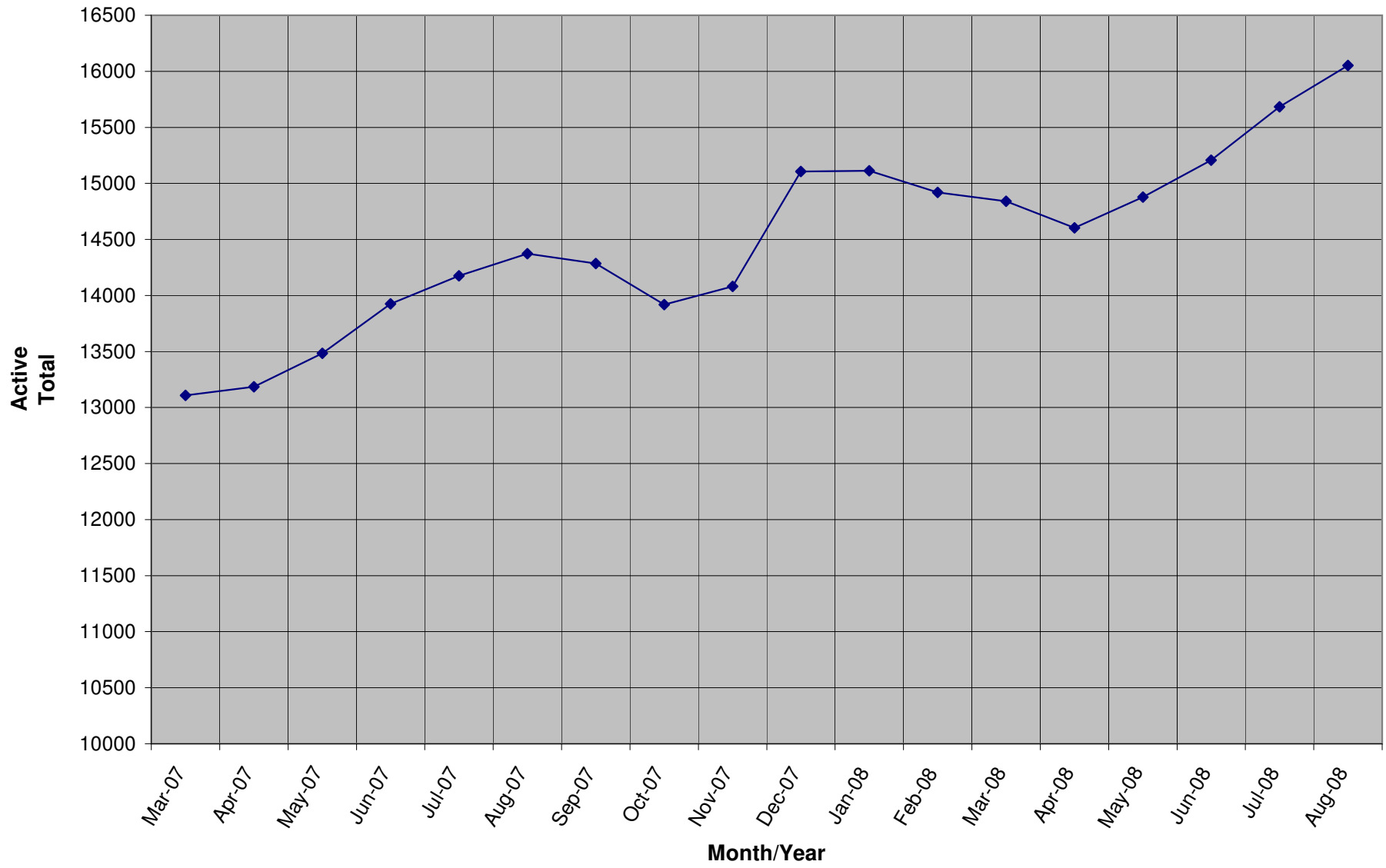
**NON ACTIVE MEM = Const w-Signed Certificate who are Lapsed or Inquires ("Zero Dues Member")**

**ACTIVE MEM = Current Dues Paying or Lifetime Donor w-Signed Certificate (By Law Definition of "Sustaining Member" and number used for delegate count)**

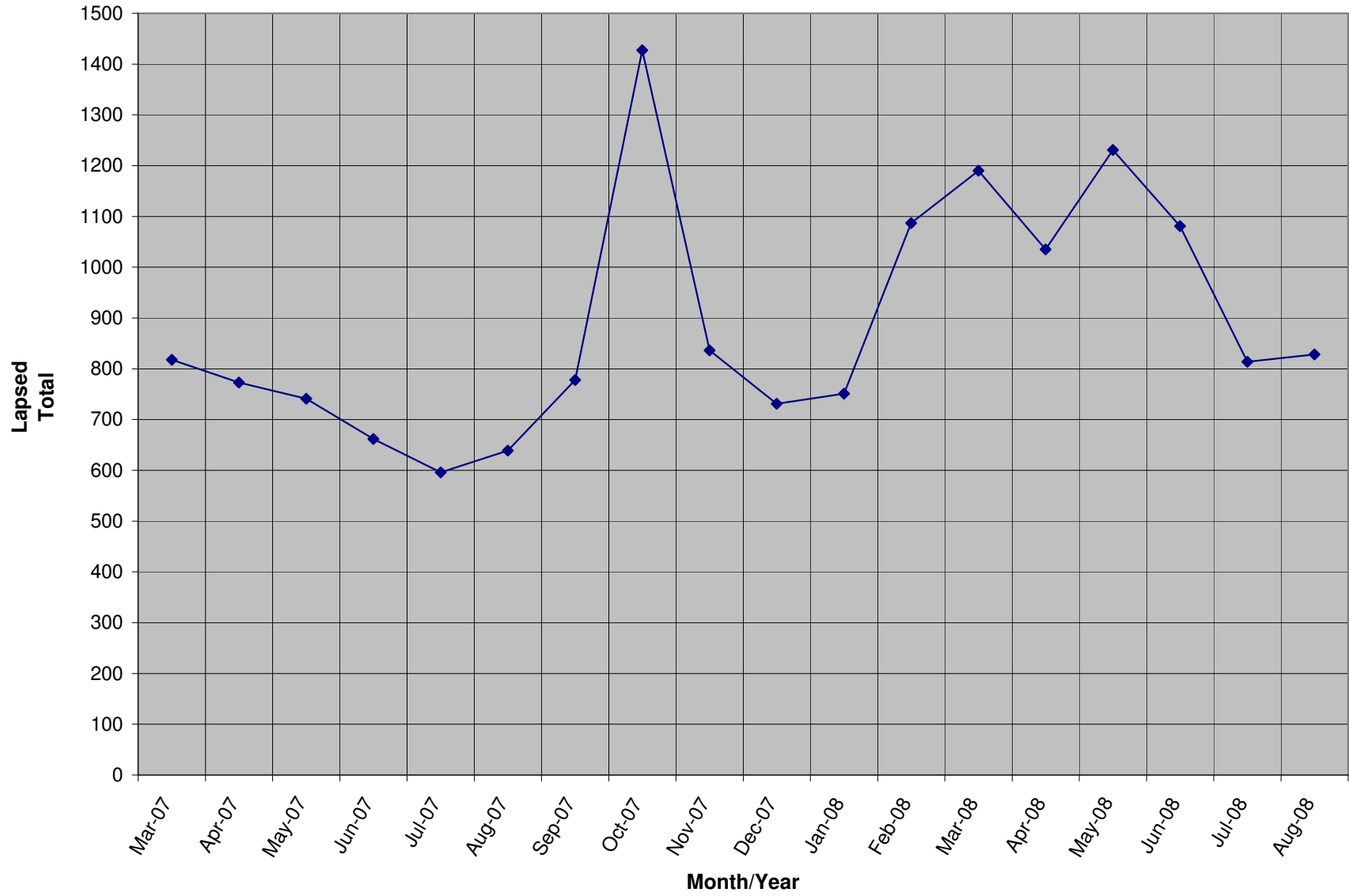
**ACTIVE SUB (ACTIVE NON MEM) = Current Dues Paying or Lifetime Donors Whoe Have NOT Signed the Certificate (Formerly Called "Subscriber")**

**TOTAL ACTIVE = Current Dues Paying or Lifetime Donor**

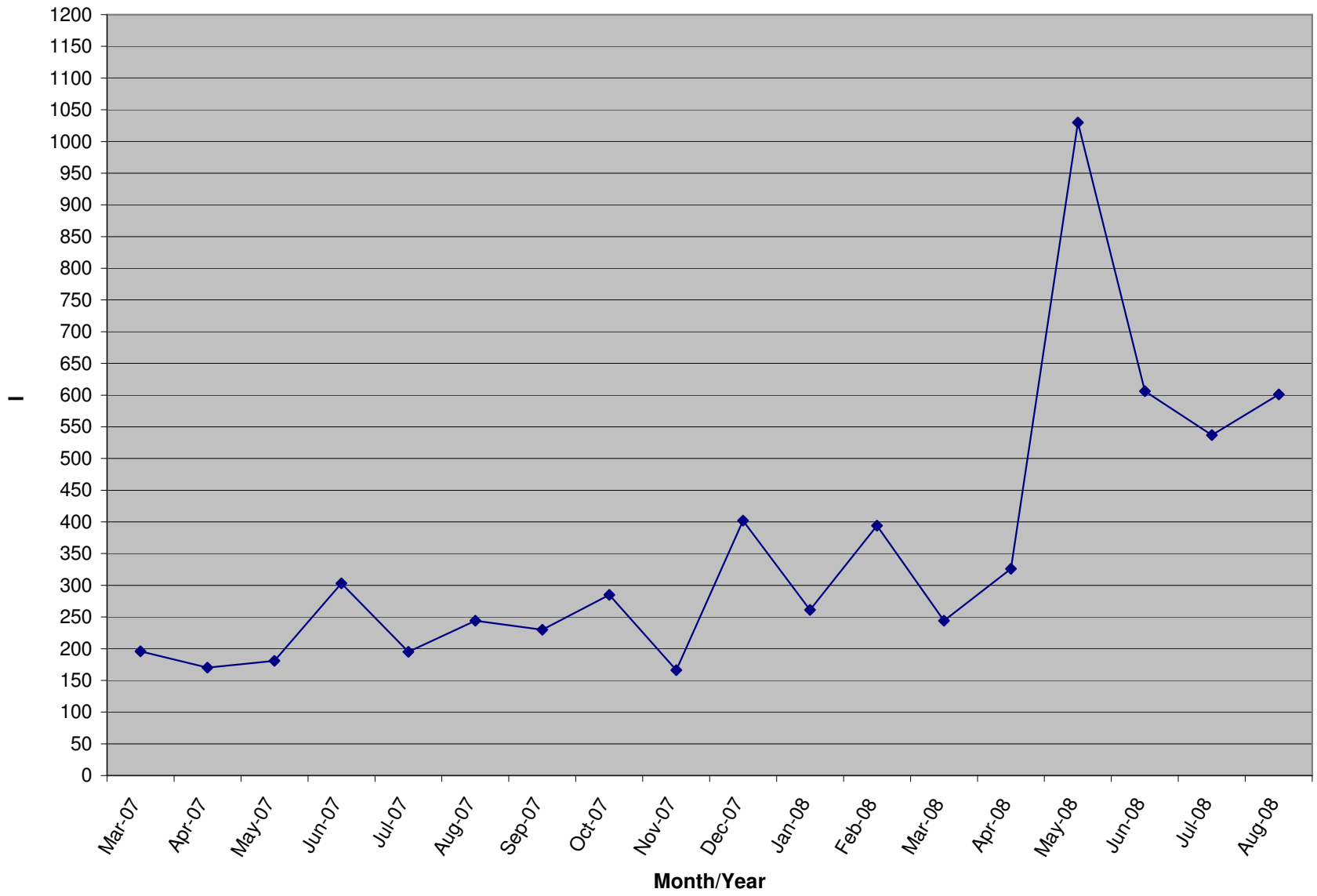
### Active Donors



### Lapsed Donors



### New Donors



### Renew Donors

