

# Libertarian National Committee - Membership Report

"Donor" Totals - Sep-17

## 4 Year & 12 Month Comparison

	Dec-13	Dec-14	Dec-15	Dec-16	Sep-16	Oct-16	Nov-16	Dec-16	Jan-17	Feb-17	Mar-17	Apr-17	May-17	Jun-17	Jul-17	Aug-17	Sep-17
Active w-MEM	13670	12053	11184	18592	17888	18327	18564	18592	18908	18715	18334	17843	16652	16065	15110	14321	14411
Active w/out MEM	967	747	509	1814	1890	1843	1822	1814	1806	1838	1862	1829	1655	1424	1185	710	581
<b>Total Active Donors</b>	<b>14637</b>	<b>12800</b>	<b>11693</b>	<b>20406</b>	<b>19778</b>	<b>20170</b>	<b>20386</b>	<b>20406</b>	<b>20714</b>	<b>20553</b>	<b>20196</b>	<b>19672</b>	<b>18307</b>	<b>17489</b>	<b>16295</b>	<b>15031</b>	<b>14992</b>
<b>Percent Change</b>	<b>-2.05%</b>	<b>-12.55%</b>	<b>-8.65%</b>	<b>74.51%</b>	<b>2.46%</b>	<b>1.98%</b>	<b>1.07%</b>	<b>0.10%</b>	<b>1.51%</b>	<b>-0.78%</b>	<b>-1.74%</b>	<b>-2.59%</b>	<b>-6.94%</b>	<b>-4.47%</b>	<b>-6.83%</b>	<b>-7.76%</b>	<b>-0.26%</b>
Lapsed/Drop MEM	1245	1733	909	1016	599	753	589	1016	672	831	1533	1314	1995	1844	1626	1659	886
Lapse w/out MEM	82	203	30	27	29	37	29	27	25	34	32	50	206	270	254	499	166
<b>Lapsed/Drop Total</b>	<b>1327</b>	<b>1936</b>	<b>939</b>	<b>1043</b>	<b>628</b>	<b>790</b>	<b>618</b>	<b>1043</b>	<b>697</b>	<b>865</b>	<b>1565</b>	<b>1364</b>	<b>2201</b>	<b>2114</b>	<b>1880</b>	<b>2158</b>	<b>1052</b>
<b>Percent Change</b>					<b>-10.92%</b>	<b>25.80%</b>	<b>-21.77%</b>	<b>68.77%</b>	<b>-33.17%</b>	<b>24.10%</b>	<b>80.92%</b>	<b>-12.84%</b>	<b>61.36%</b>	<b>-3.95%</b>	<b>-11.07%</b>	<b>14.79%</b>	<b>-51.25%</b>
New Donors w-MEM	267	110	103	321	469	526	485	321	481	299	386	262	307	428	354	289	297
New w/out MEM	168	6	6	11	176	52	22	11	14	13	47	14	27	21	7	10	14
<b>New Total</b>	<b>435</b>	<b>116</b>	<b>109</b>	<b>332</b>	<b>645</b>	<b>578</b>	<b>507</b>	<b>332</b>	<b>495</b>	<b>312</b>	<b>433</b>	<b>276</b>	<b>334</b>	<b>449</b>	<b>361</b>	<b>299</b>	<b>311</b>
<b>Percent Change</b>					<b>-59.41%</b>	<b>-10.39%</b>	<b>-12.28%</b>	<b>-34.52%</b>	<b>49.10%</b>	<b>-36.97%</b>	<b>38.78%</b>	<b>-36.26%</b>	<b>21.01%</b>	<b>34.43%</b>	<b>-19.60%</b>	<b>-17.17%</b>	<b>4.01%</b>
Renewed w-MEM	966	729	792	723	450	666	341	723	507	339	766	561	497	829	317	581	679
Renewed w/out MEM	55	14	20	8	7	-62	-14	8	3	53	9	3	5	18	8	14	23 *
<b>Total Renewals</b>	<b>1021</b>	<b>743</b>	<b>812</b>	<b>731</b>	<b>457</b>	<b>604</b>	<b>327</b>	<b>731</b>	<b>510</b>	<b>392</b>	<b>775</b>	<b>564</b>	<b>502</b>	<b>847</b>	<b>325</b>	<b>595</b>	<b>702</b>
<b>Percent Change</b>					<b>-15.53%</b>	<b>32.17%</b>	<b>-45.86%</b>	<b>123.55%</b>	<b>-30.23%</b>	<b>-23.14%</b>	<b>97.70%</b>	<b>-27.23%</b>	<b>-10.99%</b>	<b>68.73%</b>	<b>-61.63%</b>	<b>83.08%</b>	<b>17.98%</b>
<b>Total "MEM"</b>	<b>130507</b>	<b>133400</b>	<b>135197</b>	<b>145814</b>	<b>143935</b>	<b>144707</b>	<b>145455</b>	<b>145814</b>	<b>146350</b>	<b>146869</b>	<b>147222</b>	<b>136069</b>	<b>136362</b>	<b>136819</b>	<b>137174</b>	<b>137451</b>	<b>137779</b>
<b>Percent Change</b>	<b>2.84%</b>	<b>2.22%</b>	<b>1.35%</b>	<b>7.85%</b>	<b>0.43%</b>	<b>0.54%</b>	<b>0.52%</b>	<b>0.25%</b>	<b>0.37%</b>	<b>0.35%</b>	<b>0.24%</b>	<b>-7.58%</b>	<b>0.22%</b>	<b>0.34%</b>	<b>0.26%</b>	<b>0.20%</b>	<b>0.24%</b>
<b>Total "LIFETIME"</b>	<b>2295</b>	<b>2446</b>	<b>2458</b>	<b>2571</b>	<b>2560</b>	<b>2567</b>	<b>2566</b>	<b>2571</b>	<b>2574</b>	<b>2577</b>	<b>2580</b>	<b>2588</b>	<b>2596</b>	<b>2596</b>	<b>2603</b>	<b>2605</b>	<b>2610</b>
<b>Total "BSM"</b>	<b>13869</b>	<b>12526</b>	<b>11045</b>	<b>19003</b>	<b>18071</b>	<b>18486</b>	<b>18805</b>	<b>19003</b>	<b>19293</b>	<b>19152</b>	<b>18864</b>	<b>18399</b>	<b>17301</b>	<b>16622</b>	<b>15706</b>	<b>14700</b>	<b>14504</b>

## Last Year vs. This Year

	Sep-16	Sep-17	Change	12 Mo Ave	Active Donors w-MEM =	14411
Active w-MEM	17888	14411	-19.44%	17154	<b>Lapsed &amp; Zero Dues MEM =</b>	123368
Active w/out MEM	1890	581	-69.26%	1531	<b>Total "MEM" w-Signed Certificate =</b>	137779
<b>Total Active Donors</b>	<b>19778</b>	<b>14992</b>	<b>-24.20%</b>	<b>18684</b>	<b>Member Signed Certificate =</b>	<b>"MEM"</b>
Lapsed/Dropped	628	1052	67.52%	1362	<b>Total "BSM" =</b>	14504
New Donors	645	311	-51.78%	391	<b>Bylaws Defined Sustaining Member =</b>	<b>"BSM"</b>
Renewals	457	702	53.61%	573		

\* Neg "sub" due to email push to convert Sub's to Mem's in Oct-16 & Nov-16

Sep-17 MEMBERSHIP BY STATE --- ACTIVE AND NON ACTIVE

STATE	TOTAL "MEM"	ACTIVE "MEM"	ACTIVE "SUB"	TOTAL "ACTIVE"	TOTAL "BSM"
AK	697	83	1	84	81
AL	1805	206	8	214	207
AR	915	93	4	97	91
AZ	3231	322	16	338	322
CA	19391	1568	77	1645	1573
CO	3857	486	16	502	483
CT	1500	164	8	172	162
DC	382	39	2	41	41
DE	403	39	1	40	40
FL	8234	792	42	834	809
GA	5902	443	13	456	447
HI	547	53	4	57	54
IA	1061	142	4	146	140
ID	775	65	1	66	64
IL	4531	521	18	539	524
IN	3334	389	12	401	394
KS	1200	135	6	141	134
KY	1212	136	12	148	139
LA	1144	198	3	201	201
MA	2869	250	10	260	252
MD	2483	287	11	298	291
ME	810	66	3	69	67
MI	5277	479	15	494	484
MN	2062	208	6	214	216
MO	2351	254	13	267	251
MS	717	82	1	83	84

STATE	TOTAL "MEM"	ACTIVE "MEM"	ACTIVE "SUB"	TOTAL "ACTIVE"	TOTAL "BSM"
MT	550	73	3	76	72
NC	3425	371	15	386	374
ND	236	44	0	44	43
NE	648	87	2	89	89
NH	1426	175	6	181	173
NJ	3090	305	14	319	313
NM	1198	157	6	163	156
NV	1905	160	9	169	163
NY	5126	626	31	657	626
OH	4994	580	20	600	588
OK	1066	140	2	142	142
OR	2227	171	14	185	172
PA	6016	585	15	600	593
RI	310	32	0	32	32
SC	1890	216	8	224	221
SD	270	38	1	39	37
TN	2639	381	8	389	386
TX	9347	1111	41	1152	1113
UT	1192	97	6	103	90
VA	4880	645	20	665	659
VT	396	31	3	34	32
WA	4597	469	25	494	472
WI	2051	254	13	267	251
WV	603	59	2	61	58
WY	321	34	0	34	34
XX	686	70	10	80	64

SUSTAINING MEMBERSHIP STATE RANKINGS - "BSM"

State	Total BSM	Rank	State	Total BSM	Rank
CA	1573	1	OR	172	27
TX	1113	2	NV	163	28
FL	809	3	CT	162	29
VA	659	4	NM	156	30
NY	626	5	OK	142	31
PA	593	6	IA	140	32
OH	588	7	KY	139	33
IL	524	8	KS	134	34
MI	484	9	AR	91	35
CO	483	10	UT	90	36
WA	472	11	NE	89	37
GA	447	12	MS	84	38
IN	394	13	AK	81	39
TN	386	14	MT	72	40
NC	374	15	ME	67	41
AZ	322	16	ID	64	42
NJ	313	17	WV	58	43
MD	291	18	HI	54	44
MA	252	19	ND	43	45
MO	251	20	DC	41	46
WI	251	21	DE	40	47
SC	221	22	SD	37	48
MN	216	23	WY	34	49
AL	207	24	RI	32	50
LA	201	25	VT	32	51
NH	173	26	XX	64	52

	TOTAL "MEM"	ACTIVE "MEM"	ACTIVE "SUB"	TOTAL "ACTIVE"	TOTAL "BSM"
<b>TOTALS</b>	<b>137779</b>	<b>14411</b>	<b>581</b>	<b>14992</b>	<b>14504</b>

DEFINITIONS: MEM = Member Signed Certificate

Total MEM = Total # Constituents Per State w-Member Signed Certificate

ACTIVE MEM = Current Dues Paying or Lifetime Donor w-Signed Certificate

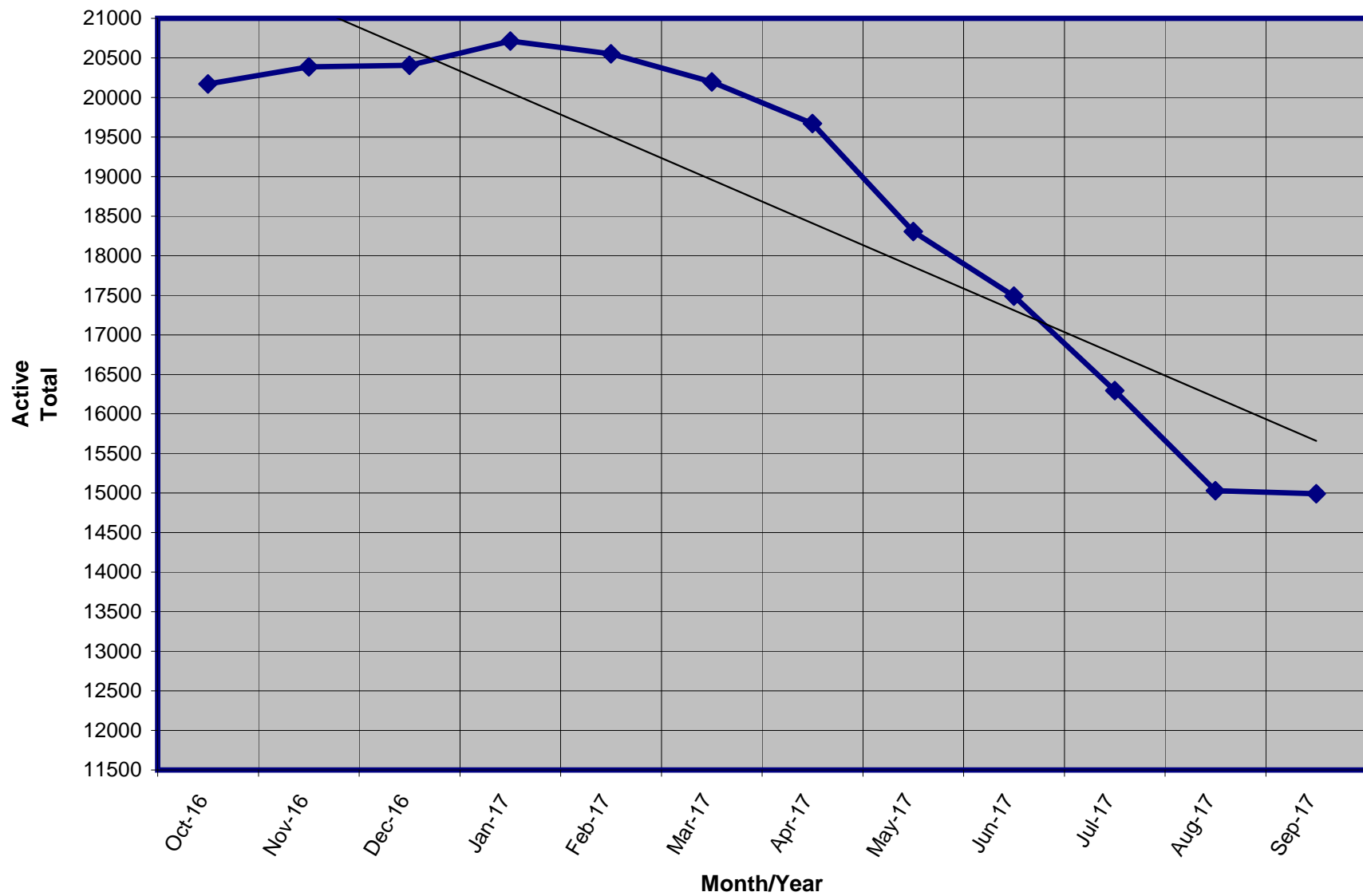
ACTIVE SUB (ACTIVE NON MEM) = Current Dues Paying or Lifetime Donors Who Have NOT Signed the Certificate (Formerly Called "Subscriber")

TOTAL ACTIVE = Current Dues Paying or Lifetime Donor

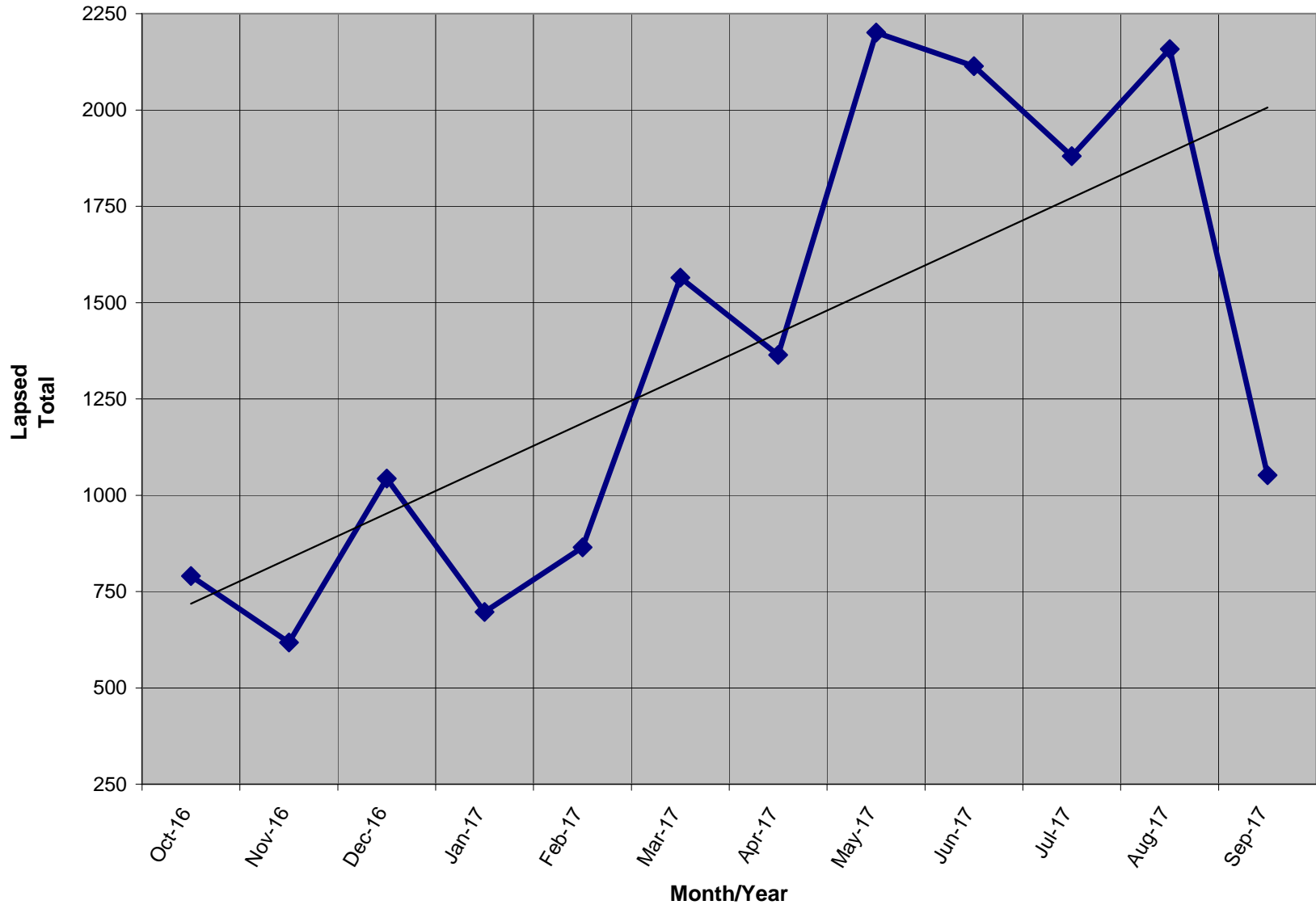
BSM = By Law Definition of "Sustaining Member" and number used for delegate count

(Art 5-3: "Sustaining member" is any Party member who has given at least \$25 to the Party in the prior twelve months, or who is a life member.)

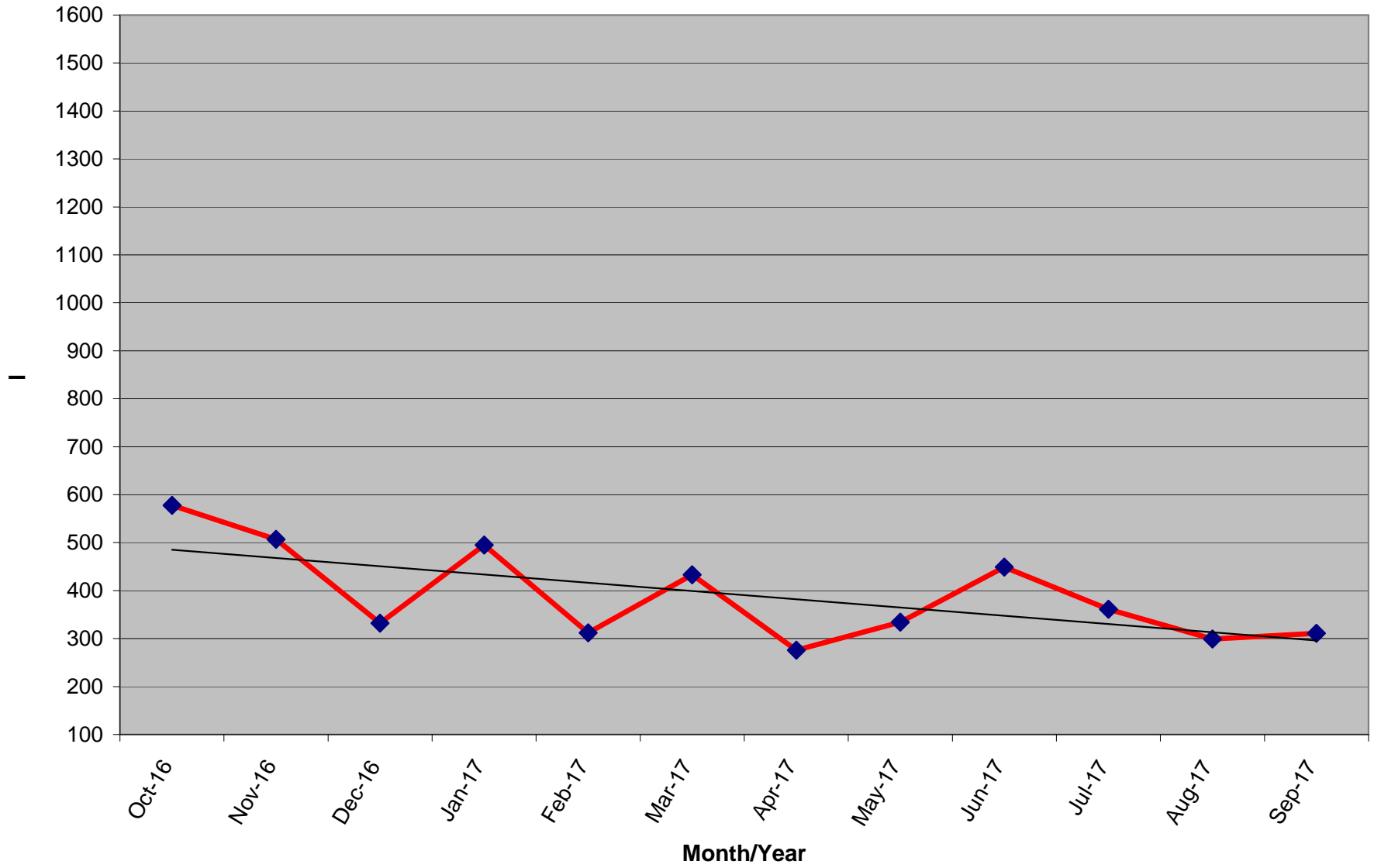
Active Donors - Past 12 Months



Lapsed - Dropped - Donors - Past 12 Months



**New Donors Past 12 Months**



Renew Donors - Past 12 Months

