

Libertarian National Committee - Final Dec 31 2007

"Donor" Totals - Dec-07

18 Month Comparison

	Jul-06	Aug-06	Sep-06	Oct-06	Nov-06	Dec-06	Jan-07	Feb-07	Mar-07	Apr-07	May-07	Jun-07	Jul-07	Aug-07	Sep-07	Oct-07	Nov-07	Dec-07
Active w-MEM	12047	11504	11145	11350	11196	11014	11344	11921	12144	12333	12692	13133	13359	13551	13492	13149	13309	14181
Active w/out MEM	1034	900	862	880	824	778	803	891	965	852	791	792	817	822	794	769	771	924
Total	13081	12404	12007	12230	12020	11792	12147	12812	13109	13185	13483	13925	14176	14373	14286	13918	14080	15105
Percent Change	-4.63%	-5.18%	-3.20%	1.86%	-1.72%	-1.90%	3.01%	5.47%	2.32%	0.58%	2.26%	3.28%	1.80%	1.39%	-0.61%	-2.58%	1.16%	7.28%

Lapsed MEM	1117	1197	971	1189	1127	928	336	396	783	659	671	613	547	587	743	1367	812	718
Lapes w/out MEM	178	190	57	92	60	56	22	22	35	114	70	49	49	52	35	60	24	13
Lapsed Total	1295	1387	1028	1281	1187	984	358	418	818	773	741	662	596	639	778	1427	836	731
Percent Change	-26.34%	7.10%	-25.88%	24.61%	-7.34%	-17.10%	-63.62%	16.76%	95.69%	-5.50%	-4.14%	-10.66%	-9.97%	7.21%	21.75%	83.42%	-41.42%	-12.56%

New Donors w-MEM	109	114	251	525	203	132	240	196	196	170	181	299	195	244	230	285	165	319
New w/out MEM	0	0	0	2	1	0	0	2	0	0	0	4	0	0	0	0	1	83
New Total	109	114	251	527	204	132	240	198	196	170	181	303	195	244	230	285	166	402
Percent Change	-12.10%	4.59%	120.18%	109.96%	-61.29%	-35.29%	81.82%	-17.50%	-1.01%	-13.27%	6.47%	67.40%	-35.64%	25.13%	-5.74%	23.91%	-41.75%	142.17%

Renewed w-MEM	514	540	361	869	770	614	426	777	810	678	849	755	578	535	454	739	807	1271
Renewed w/out MEM	37	56	19	112	3	10	47	108	109	1	9	46	74	57	7	35	25	83
Total Renewals	551	596	380	981	773	624	473	885	919	679	858	801	652	592	461	774	832	1354
Percent Change	-35.93%	8.17%	-36.24%	158.16%	-21.20%	-19.28%	-24.20%	87.10%	3.84%	-26.12%	54.20%	-6.64%	-18.60%	-9.20%	-22.13%	67.90%	7.49%	62.74%

Active MEM	12047	11504	11145	11350	11196	11014	11344	11921	12144	12333	12692	13133	13359	13551	13492	13149	13309	14181
Zero Dues MEM	89826	90928	91681	92187	93175	93718	93754	93537	93517	93438	93479	93163	93082	93127	93410	94021	94018	93567
Total "MEM"	101873	102432	102826	103537	104371	104732	105098	105458	105661	105771	106171	106296	106441	106678	106902	107170	107327	107748
Percent Change	0.39%	0.55%	0.38%	0.69%	0.81%	0.35%	0.35%	0.34%	0.19%	0.10%	0.38%	0.12%	0.14%	0.22%	0.21%	0.25%	0.15%	0.39%

Total "LIFETIME"	n/a	n/a	n/a	n/a	n/a	1861	n/a	n/a	n/a	n/a	n/a	n/a	n/a	n/a	n/a	1908	1918	1921	1930
-------------------------	------------	------------	------------	------------	------------	-------------	------------	------------	------------	------------	------------	------------	------------	------------	------------	-------------	-------------	-------------	-------------

Last Year vs. This Year

	Dec-06	Dec-07	Change
Active w-MEM	11014	14181	28.75%
Active w/out MEM	778	924	18.77%
Total Active	11792	15105	28.10%
Lapsed	984	731	-25.71%
New Donors	132	402	204.55%
Renewals	624	1354	116.99%

Active Donors w-MEM =	14181
Lapsed & Zero Dues MEM =	93567
Total "MEM" w-Signed Certificate =	107748
Member Signed Certificate =	"MEM"

Dec-07 MEMBERSHIP BY STATE --- ACTIVE AND NON ACTIVE

<u>STATE</u>	<u>TOTAL "MEM"</u>	<u>NON ACTIVE "MEM"</u>	<u>ACTIVE "MEM"</u>	<u>ACTIVE "SUB"</u>	<u>TOTAL "ACTIVE"</u>
AL	1268	1088	180	8	188
AK	602	528	74	1	75
AZ	2604	2254	350	26	376
AR	657	585	72	5	77
CA	17442	15367	2075	121	2196
CO	2915	2453	462	37	499
CT	1206	1008	198	15	213
DE	322	274	48	4	52
DC	289	256	33	4	37
FL	6197	5336	861	61	922
GA	5025	4518	507	28	535
HI	433	379	54	5	59
ID	599	535	64	2	66
IL	3590	3080	510	38	548
IN	2391	2058	333	21	354
IA	793	681	112	5	117
KS	993	816	177	7	184
KY	838	734	104	7	111
LA	754	640	114	6	120
ME	676	604	72	7	79
MD	1948	1663	285	25	310
MA	2483	2206	277	29	306
MI	4443	3932	511	25	536
MN	1633	1427	206	14	220
MS	454	406	48	7	55
MO	1806	1545	261	20	281

<u>STATE</u>	<u>TOTAL "MEM"</u>	<u>NON ACTIVE "MEM"</u>	<u>ACTIVE "MEM"</u>	<u>ACTIVE "SUB"</u>	<u>TOTAL "ACTIVE"</u>
MT	401	347	54	7	61
NE	457	393	64	4	68
NV	1439	1221	218	16	234
NH	1200	1037	163	14	177
NJ	2507	2199	308	24	332
NM	941	806	135	6	141
NY	3785	3231	554	52	606
NC	2534	2179	355	17	372
ND	128	108	20	1	21
OH	3639	3070	569	46	615
OK	765	657	108	8	116
OR	1900	1678	222	13	235
PA	4864	4290	574	29	603
RI	220	190	30	1	31
SC	1271	1006	265	12	277
SD	180	145	35	1	36
TN	1811	1546	265	7	272
TX	6497	5700	797	53	850
UT	904	800	104	6	110
VT	351	312	39	7	46
VA	3271	2748	523	22	545
WA	3645	3210	435	19	454
WV	496	441	55	1	56
WI	1474	1268	206	16	222
WY	260	221	39	2	41
OTHER	447	391	56	12	68

	<u>TOTAL "MEM"</u>	<u>NON ACTIVE "MEM"</u>	<u>ACTIVE "MEM"</u>	<u>ACTIVE "SUB"</u>	<u>TOTAL "ACTIVE"</u>
TOTALS	107748	93567	14181	924	15105

DEFINITIONS: MEM = Member Signed Certificate

Total MEM = Total # Constituents Per State w-Member Signed Certificate

NON ACTIVE MEM = Const w-Signed Certificate who are Lapsed or Inquires ("Zero Dues Member")

ACTIVE MEM = Current Dues Paying or Lifetime Donor w-Signed Certificate (By Law Definition of "Sustaining Member" and number used for delegate count)

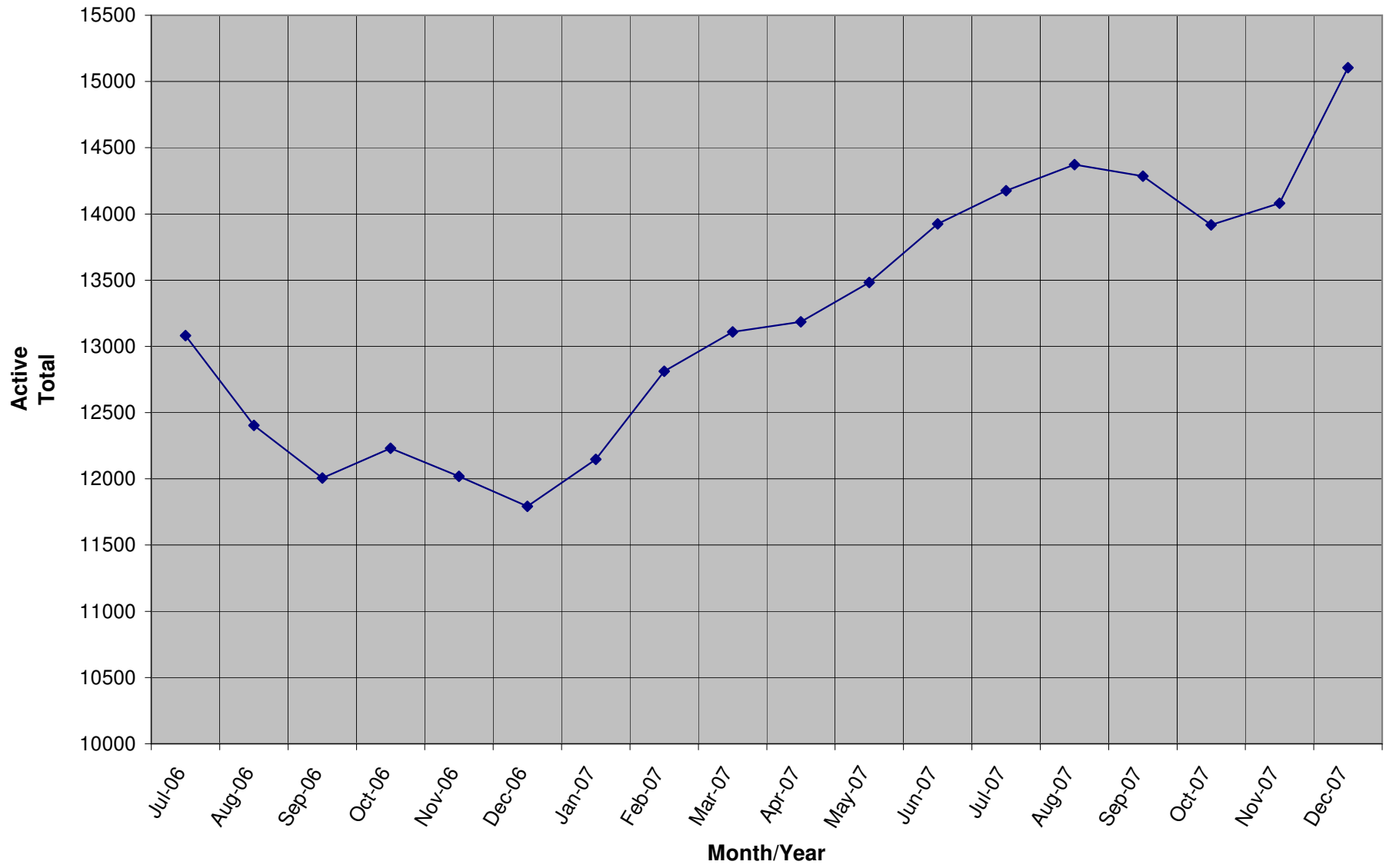
ACTIVE SUB (ACTIVE NON MEM) = Current Dues Paying or Lifetime Donors Whoe Have NOT Signed the Certificate (Formerly Called "Subscriber")

TOTAL ACTIVE = Current Dues Paying or Lifetime Donor

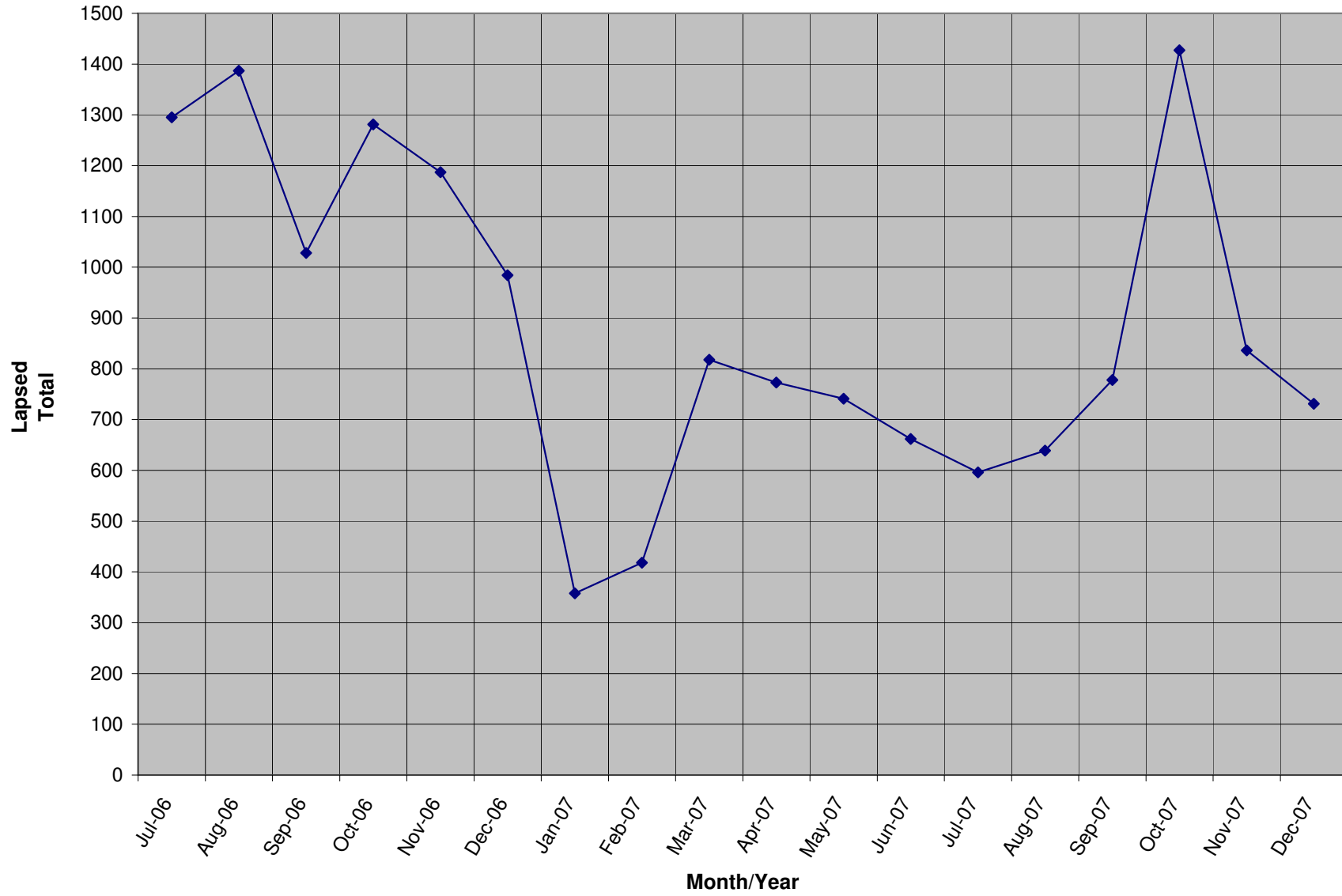
STATE RANKINGS TOWARDS DELEGATE COUNT - TOP 15

<u>Rank</u>	<u>States</u>	<u>Sustaining Members</u>	<u>Percent</u>
1)	California	2075	14.60%
2)	Florida	861	6.10%
3)	Texas	797	5.60%
4)	Pennsylvania	574	4.00%
5)	Ohio	569	4.00%
6)	New York	554	3.90%
7)	Virginia	523	3.70%
8)	Michigan	511	3.60%
9)	Illinois	510	3.60%
10)	Georgia	507	3.60%
11)	Colorado	462	3.30%
12)	Washington	435	3.10%
13)	North Carolina	355	2.50%
14)	Arizona	350	2.50%
15)	Indiana	333	2.30%

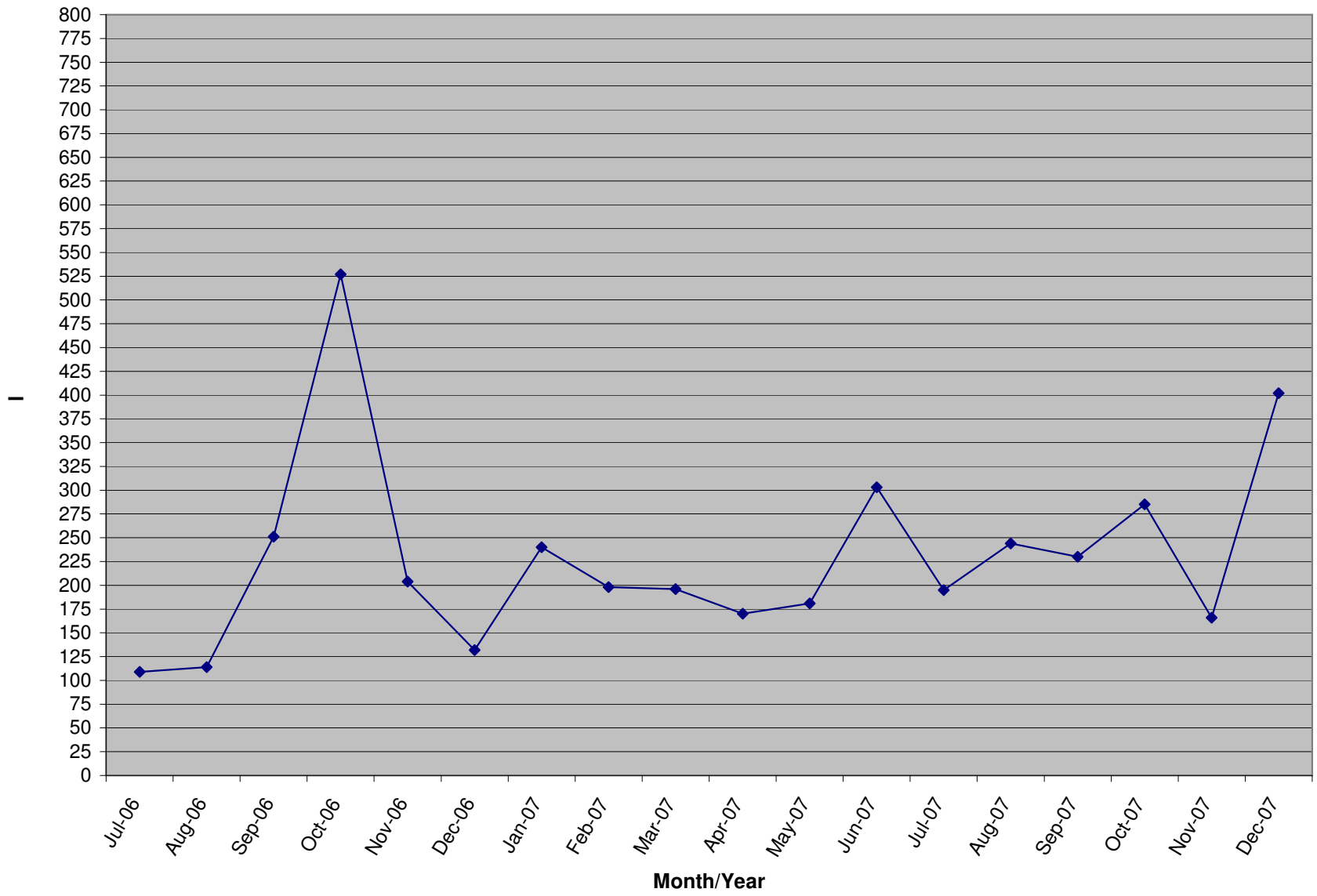
Active Donors



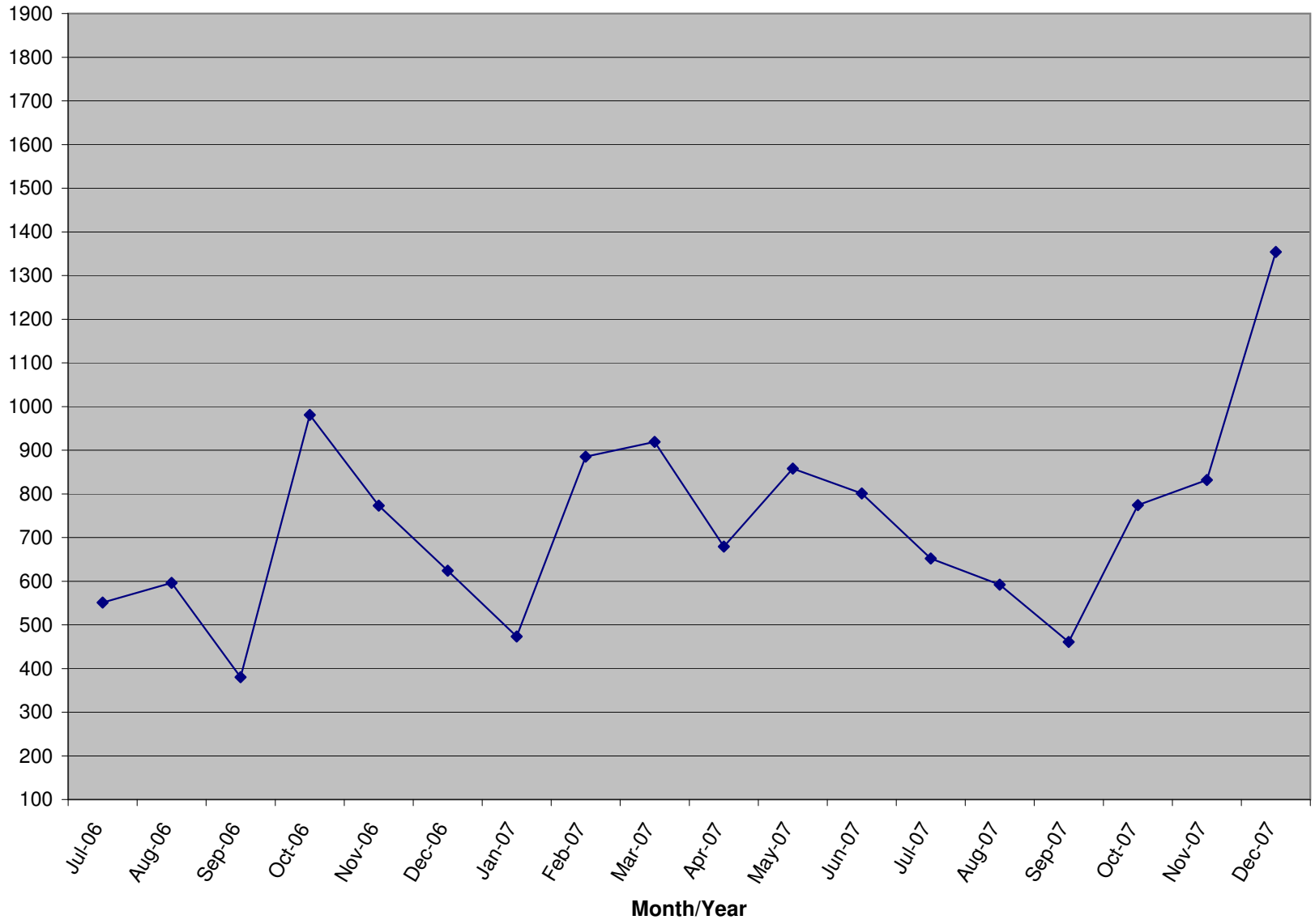
Lapsed Donors



New Donors



Renew Donors



MEM Total

