

Libertarian National Committee

"Donor" Totals - Sep-06

18 Month Comparison

	Apr-05	May-05	Jun-05	Jul-05	Aug-05	Sep-05	Oct-05	Nov-05	Dec-05	Jan-06	Feb-06	Mar-06	Apr-06	May-06	Jun-06	Jul-06	Aug-06	Sep-06
Active w-MEM	20326	19755	19402	18936	18538	18082	17830	15896	15575	14795	14097	13664	13620	13168	12541	12047	11504	11145
Active w/out MEM	2233	2179	2232	2254	2255	2158	2165	2004	1838	1797	1890	1770	1403	1322	1175	1034	900	862
Total	22559	21934	21634	21190	20793	20240	19995	17900	17413	16592	15987	15434	15023	14490	13716	13081	12404	12007
Percent Change	-0.65%	-2.77%	-1.37%	-2.05%	-1.87%	-2.66%	-1.21%	-10.48%	-2.72%	-4.71%	-3.65%	-3.46%	-2.66%	-3.55%	-5.34%	-4.63%	-5.18%	-8.21%

Lapsed MEM	1354	1208	1607	1310	1338	1192	2114	2825	1696	970	801	1236	737	1132	1223	1117	1197	971
Lapes w/out MEM	159	137	272	165	175	105	151	207	125	97	206	239	439	155	535	178	190	57
Lapsed Total	1513	1345	1879	1475	1513	1297	2265	3032	1821	1067	1007	1475	1176	1287	1758	1295	1387	1028
Percent Change	8.15%	-11.10%	39.70%	-21.50%	2.58%	-14.28%	74.63%	33.86%	-39.94%	-41.41%	-5.62%	46.47%	-20.27%	9.44%	36.60%	-26.34%	7.10%	-25.88%

New Donors w-MEM	167	242	319	201	187	169	167	135	175	111	231	132	102	132	124	109	114	251
New w/out MEM	22	60	152	98	88	8	26	5	3	3	4	0	0	0	0	0	0	0
New Total	189	302	471	299	275	177	193	140	178	114	235	132	102	132	124	109	114	251
Percent Change	-43.92%	59.79%	55.96%	-36.52%	-8.03%	-35.64%	9.04%	-27.46%	27.14%	-35.96%	106.14%	-43.83%	-22.73%	29.41%	-6.06%	-12.10%	4.59%	120.18%

Renewed w-MEM	976	395	935	643	753	567	1695	756	956	79	128	671	591	548	472	514	540	361
Renewed w/out MEM	201	23	173	89	88	0	132	41	63	53	295	119	72	74	388	37	56	19
Total Renewals	1177	418	1108	732	841	567	1827	797	1019	132	423	790	663	622	860	551	596	380
Percent Change	-22.97%	-64.49%	165.07%	-33.94%	14.89%	-32.58%	222.22%	-56.38%	27.85%	-87.05%	220.45%	86.76%	-16.08%	-6.18%	38.26%	-35.93%	8.17%	-31.03%

Active MEM	20326	19755	19402	18936	18538	18082	17830	15896	15575	14795	14097	13664	13620	13168	12541	12047	11504	11145
Zero Dues MEM	n/a	n/a	n/a	n/a	n/a	n/a	n/a	n/a	83083	83516	84327	85648	85820	86780	88936	89826	90928	91681
Total "MEM"	n/a	n/a	n/a	n/a	n/a	n/a	n/a	n/a	98658	98311	98424	99312	99440	99948	101477	101873	102432	102826
Percent Change	n/a	n/a	n/a	n/a	n/a	n/a	n/a	n/a	n/a	-0.35%	0.11%	0.90%	0.13%	0.51%	1.53%	0.39%	0.55%	0.94%

Last Year vs. This Year

	Sep-05	Sep-06		Active Donors w-MEM =	11145
Active w-MEM	18082	11145			
Active w/out MEM	2158	862		Lapsed & Zero Dues MEM =	91681
Total Active	20240	12007			
Percent Change		-40.68%		Total "MEM" w-Signed Certificate =	102826
Lapsed	1297	1028		Member Signed Certificate =	"MEM"
Percent Change		-20.74%			
New Donors	177	251			
Percent Change		41.81%			
Renewals	567	380			
Percent Change		-32.98%			

Sep-06 MEMBERSHIP BY STATE --- ACTIVE AND NON ACTIVE

<u>STATE</u>	<u>TOTAL "MEM"</u>	<u>NON ACTIVE "MEM"</u>	<u>ACTIVE "MEM"</u>	<u>ACTIVE "SUB"</u>	<u>TOTAL "ACTIVE"</u>
AL	1207	1051	156	5	161
AK	592	535	57	3	60
AZ	2412	2155	257	19	276
AR	623	576	47	2	49
CA	17165	15448	1717	120	1837
CO	2737	2413	324	35	359
CT	1133	996	137	14	151
DE	307	268	39	4	43
DC	290	260	30	5	35
FL	5857	5185	672	50	722
GA	4820	4377	443	33	476
HI	401	354	47	7	54
ID	575	524	51	2	53
IL	3412	2992	420	29	449
IN	2297	2026	271	20	291
IA	749	651	98	4	102
KS	920	810	110	9	119
KY	786	707	79	5	84
LA	699	618	81	7	88
ME	654	614	40	0	40
MD	1836	1605	231	28	259
MA	2420	2201	219	29	248
MI	4319	3874	445	27	472
MN	1500	1326	174	12	186
MS	423	390	33	7	40
MO	1689	1508	181	18	199

<u>STATE</u>	<u>TOTAL "MEM"</u>	<u>NON ACTIVE "MEM"</u>	<u>ACTIVE "MEM"</u>	<u>ACTIVE "SUB"</u>	<u>TOTAL "ACTIVE"</u>
MT	380	344	36	4	40
NE	422	375	47	3	50
NV	1356	1208	148	11	159
NH	1138	1001	137	13	150
NJ	2425	2171	254	26	280
NM	908	808	100	6	106
NY	3586	3157	429	41	470
NC	2354	2103	251	10	261
ND	121	109	12	0	12
OH	3432	3005	427	34	461
OK	706	635	71	2	73
OR	1840	1667	173	15	188
PA	4680	4219	461	35	496
RI	209	185	24	0	24
SC	1136	1033	103	7	110
SD	177	147	30	0	30
TN	1659	1456	203	6	209
TX	6095	5394	701	56	757
UT	873	800	73	6	79
VT	345	311	34	8	42
VA	3091	2694	397	31	428
WA	3536	3147	389	20	409
WV	487	435	52	1	53
WI	1396	1241	155	15	170
WY	250	222	28	0	28
OTHER	401	350	51	18	69

	<u>TOTAL "MEM"</u>	<u>NON ACTIVE "MEM"</u>	<u>ACTIVE "MEM"</u>	<u>ACTIVE "SUB"</u>	<u>TOTAL "ACTIVE"</u>
TOTALS	102826	91681	11145	862	12007

DEFINITIONS: MEM = Member Signed Certificate

Total MEM = Total # Constituents Per State w-Member Signed Certificate

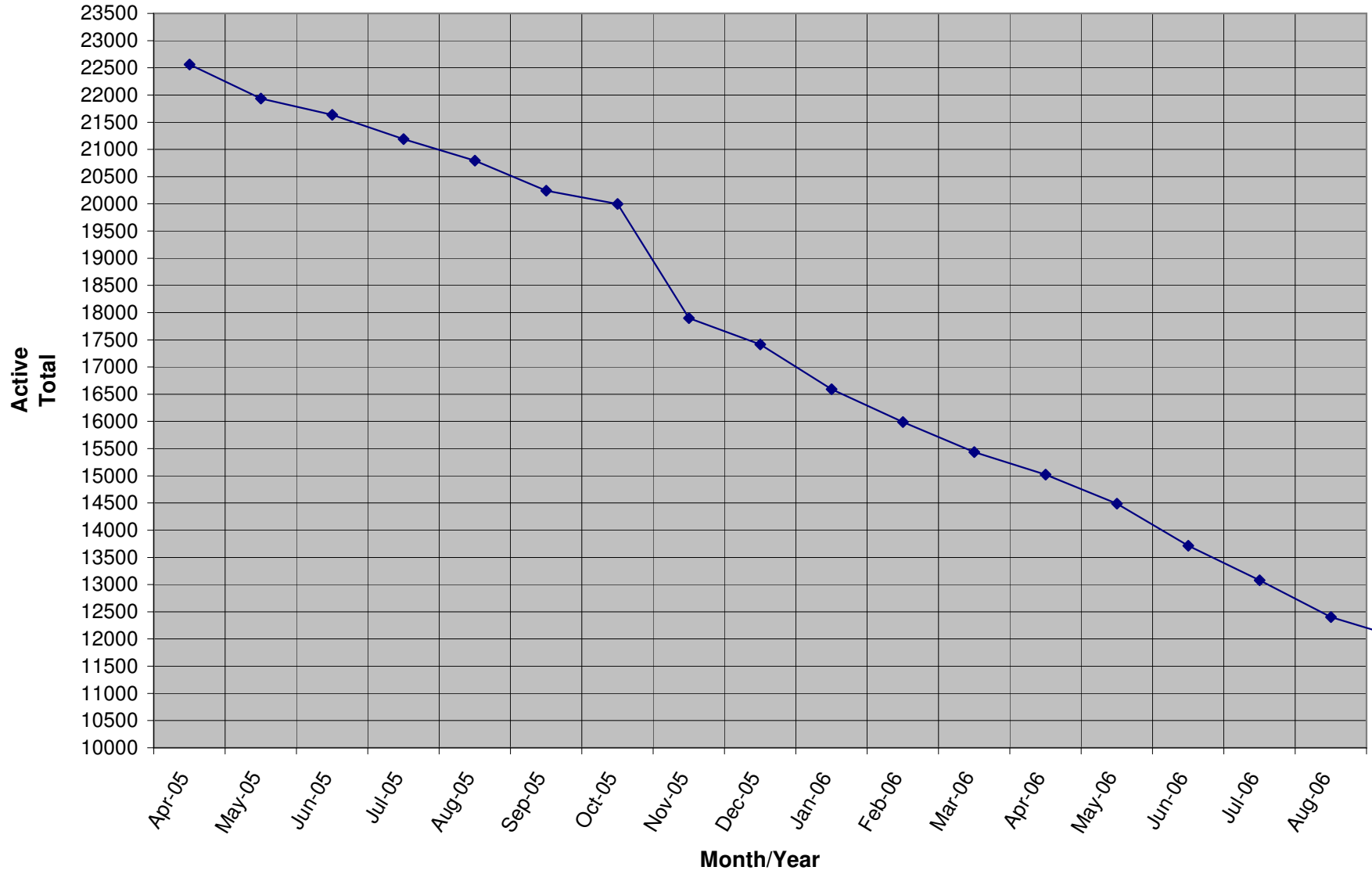
NON ACTIVE MEM = Const w-Signed Certificate who are Lapsed or Inquires ("Zero Dues Member")

ACTIVE MEM = Current Dues Paying or Lifetime Donor w-Signed Certificate (Formerly Called "Member" and number used for delegate count)

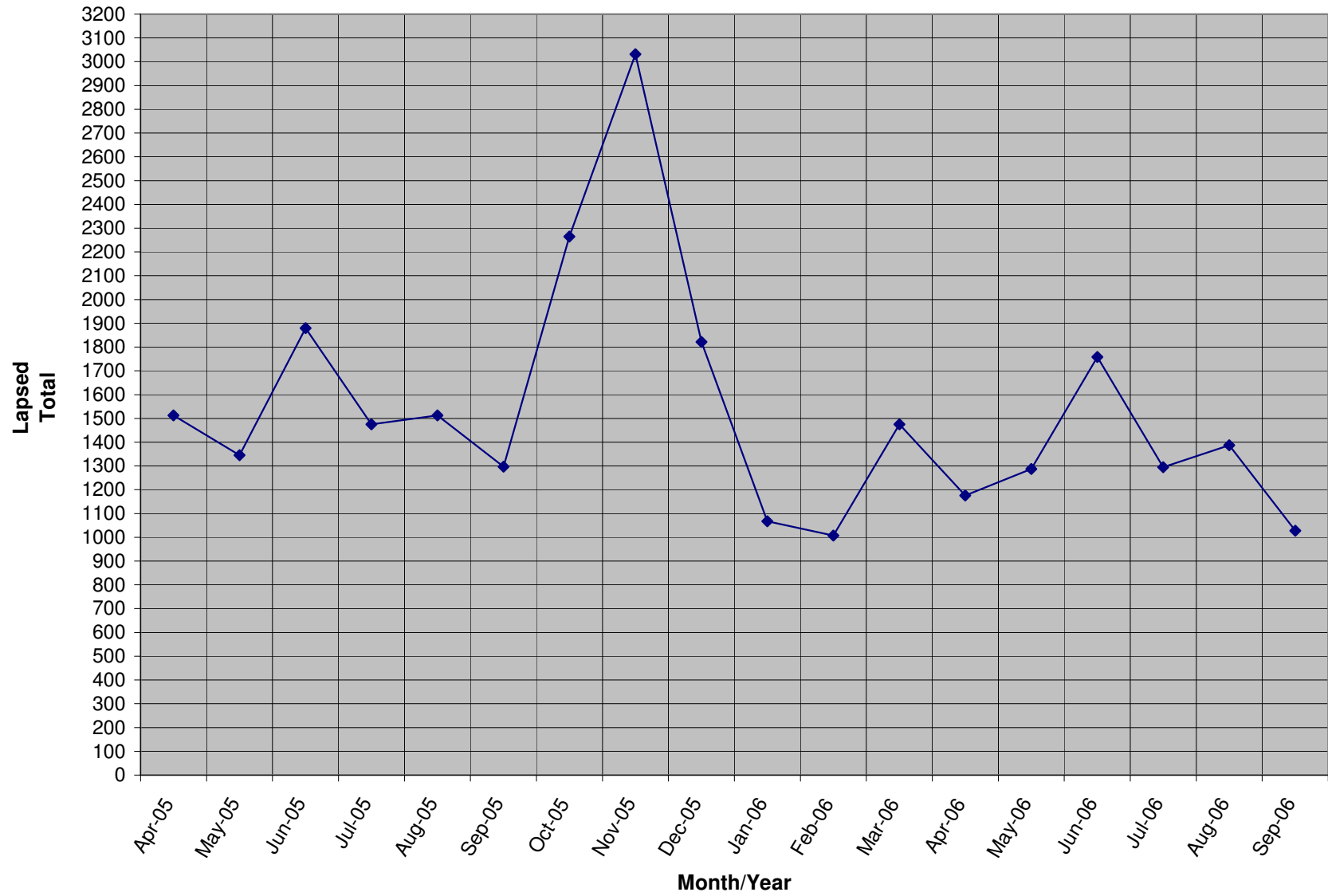
ACTIVE SUB (ACTIVE NON MEM) = Current Dues Paying or Lifetime Donors Whoe Have NOT Signed the Certificate (Formerly Called "Subscriber")

TOTAL ACTIVE = Current Dues Paying or Lifetime Donor

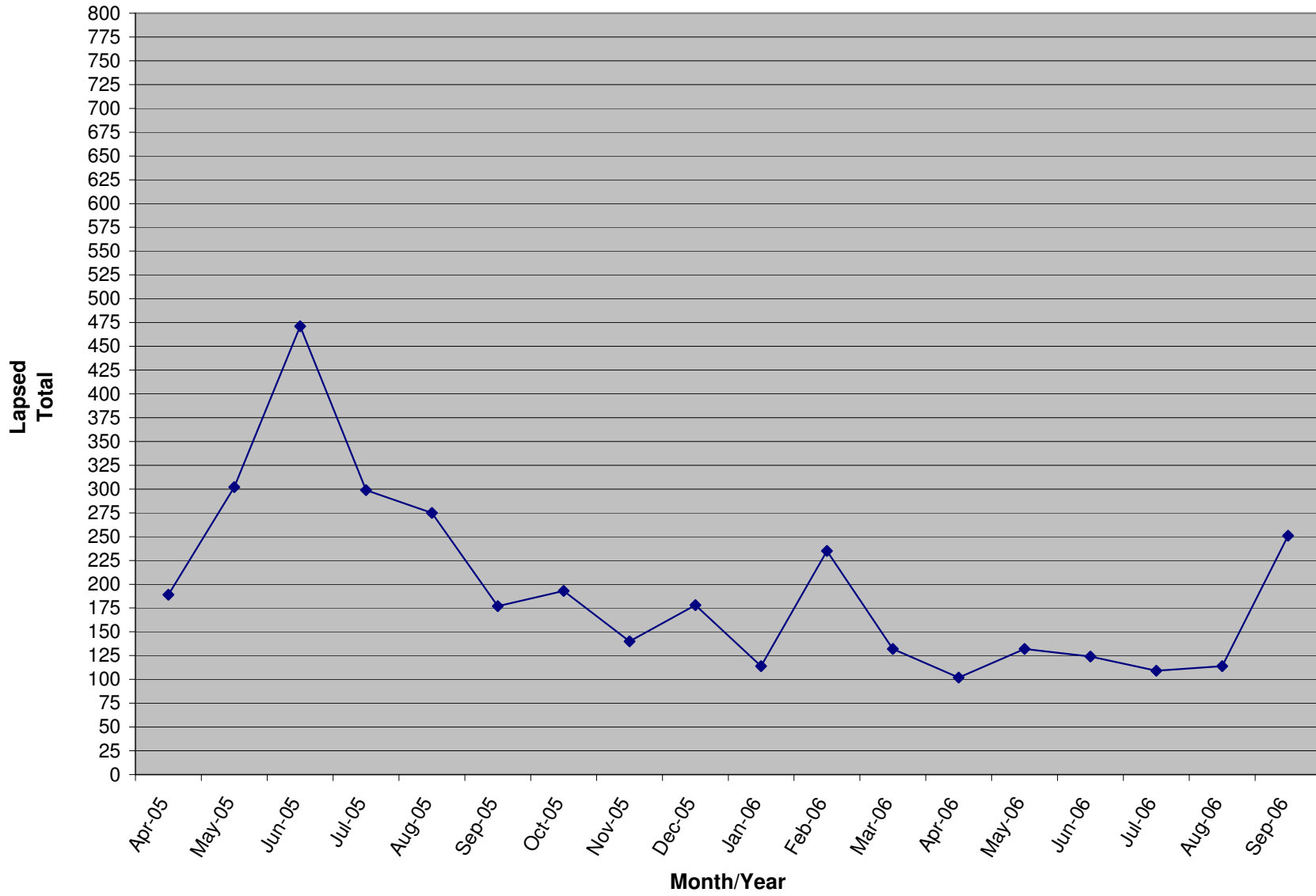
Active Donors



Lapsed Donors



New Donors



MEM Total

