



## **FEB 2021 END OF MONTH FINANCIAL REPORTS**

Page 2 – EOM Membership and Revenue Charts and Graphs

Page 4 – EOM Financial Summary Reports

Page 5 - Statement of Operations Budget vs. Actual

Page 6 - 2021 v. 2019 Comparisons Statement of Operations

Page 7 - P&L Detail (w-Functional Allocation of Expenses) by Month

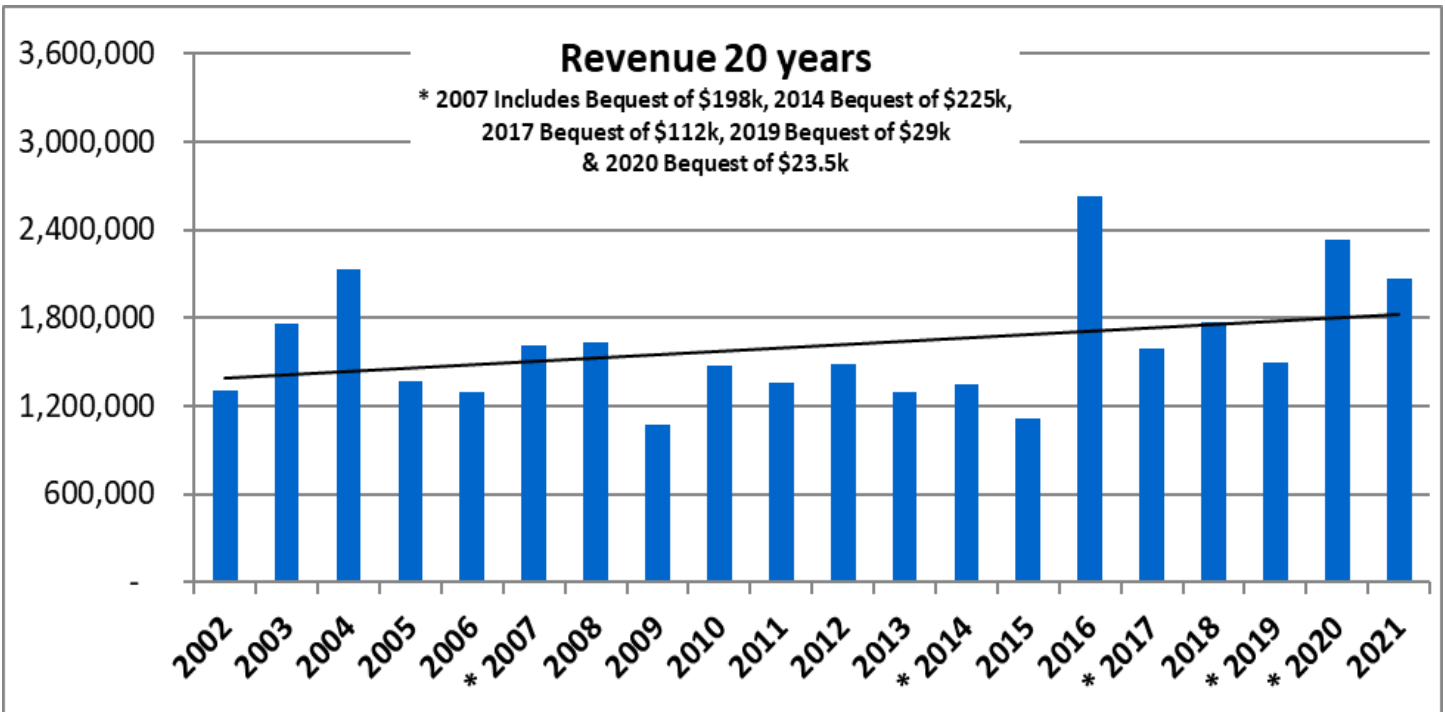
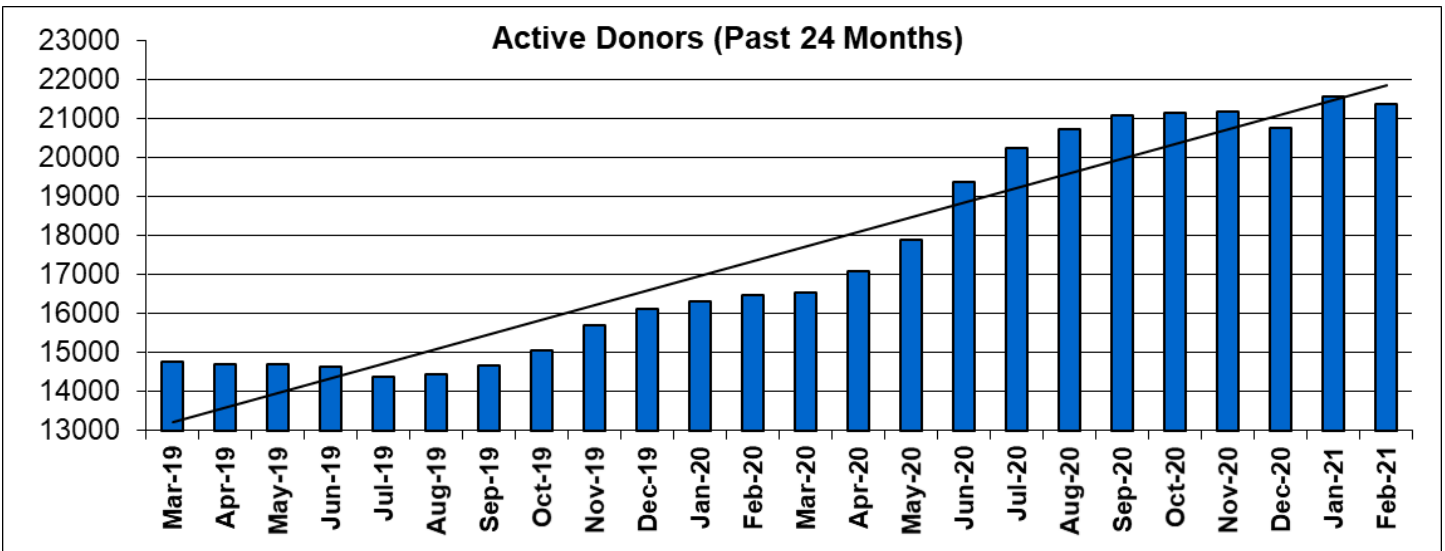
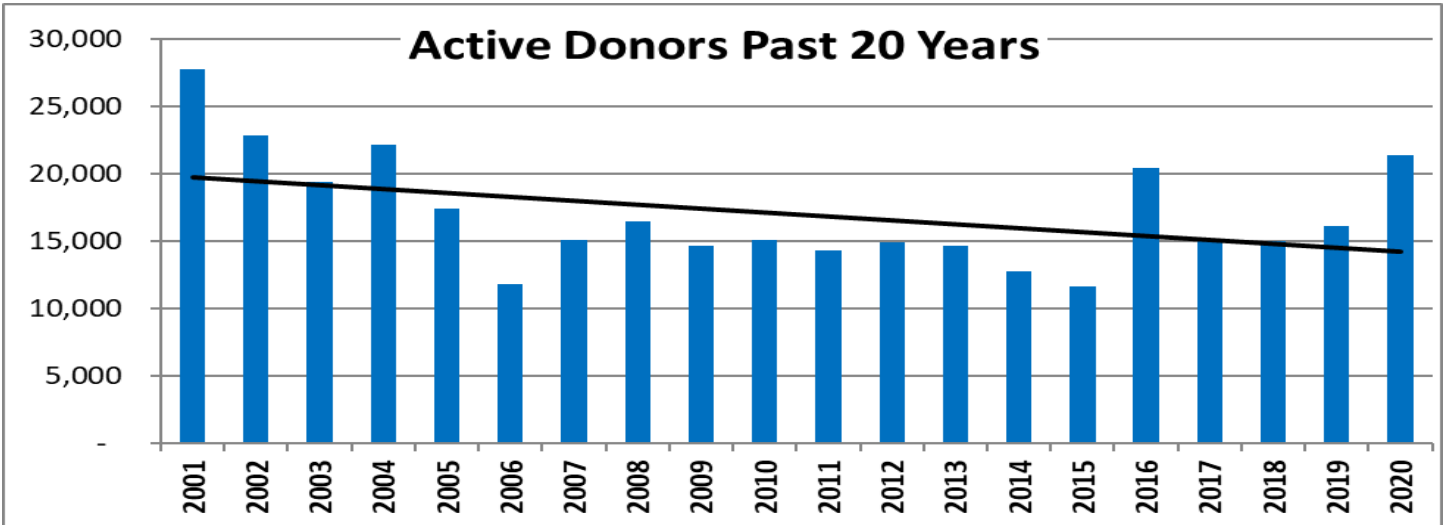
Page 10 – Balance Sheet Curr v. Prior Month Comparison

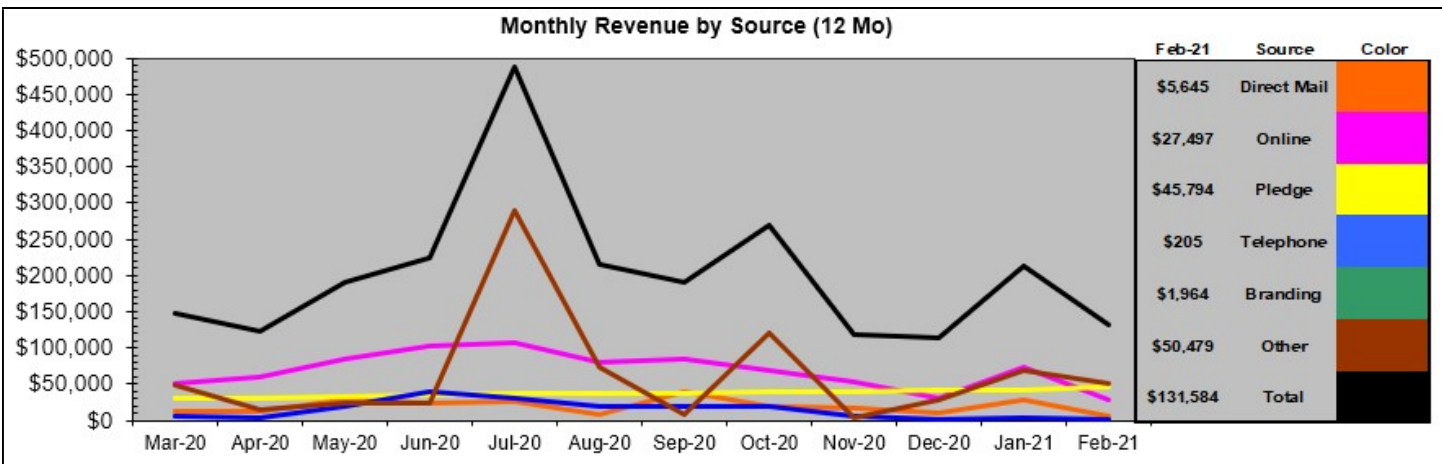
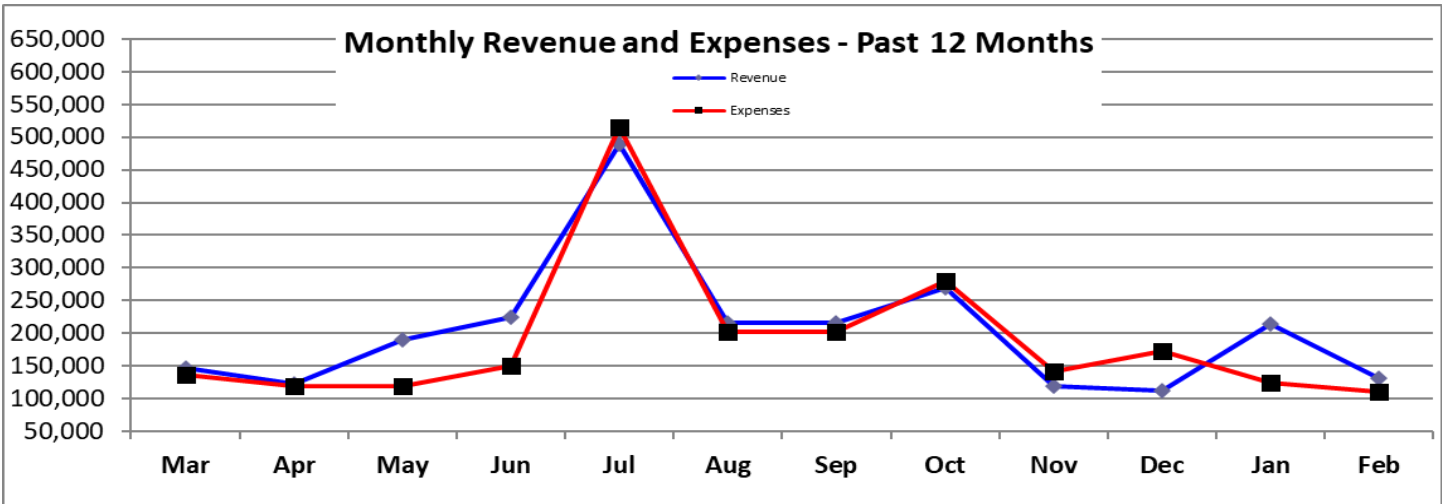
Page 12 - Cash Flow Report

Page 13 – Related Party Contributions and Disbursements

Page 13 – Chair’s Discretionary Disbursements

## End of Month Reports – Charts





### Reserve Adequacy Trend & Cash Less Liabilities (24 Months)

**2021 Resv Target = \$47,542 - Curr Month Resv = \$111,231\***

\* Reflects definition change effective 11/19

*Reserve Requirement = Sum of Monthly Occupancy, Labor & Governance Expenses*

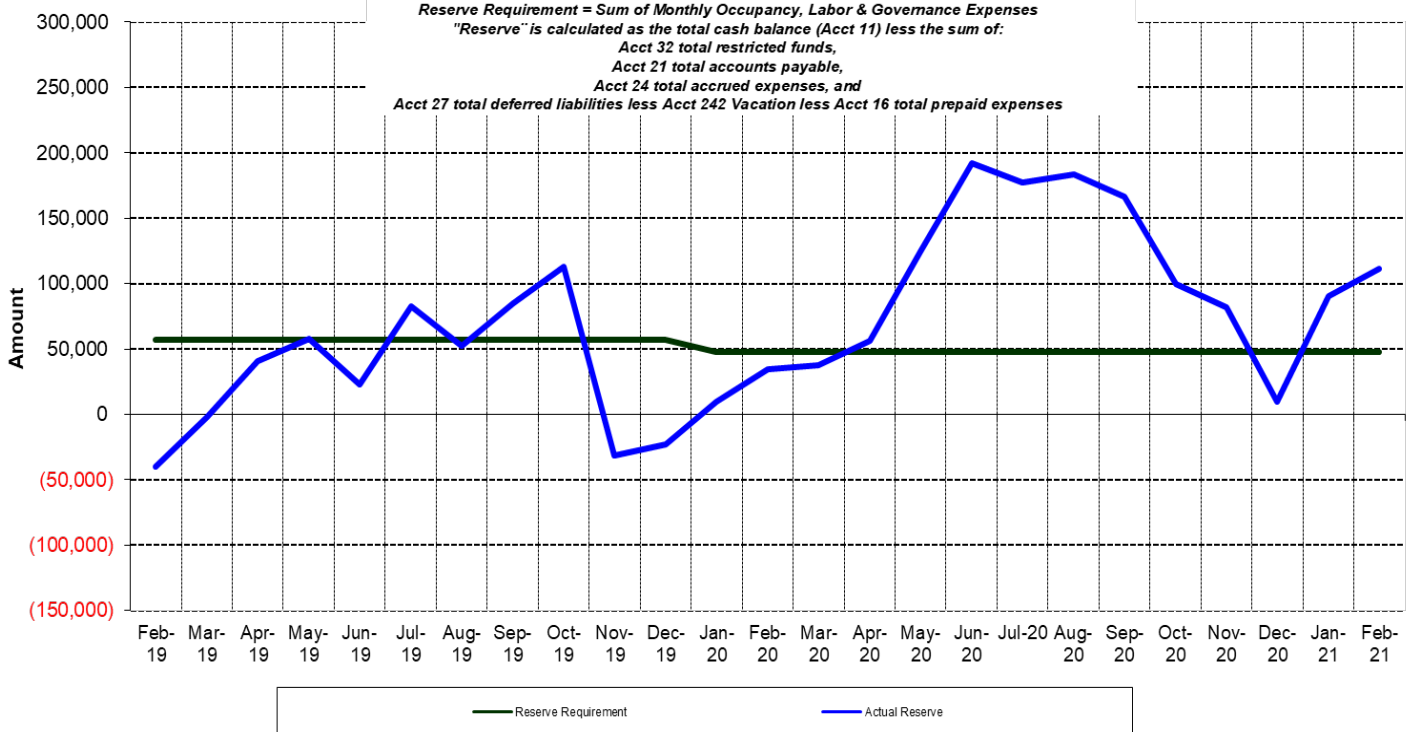
*"Reserve" is calculated as the total cash balance (Acct 11) less the sum of:*

*Acct 32 total restricted funds,*

*Acct 21 total accounts payable,*

*Acct 24 total accrued expenses, and*

*Acct 27 total deferred liabilities less Acct 242 Vacation less Acct 16 total prepaid expenses*



## End of Month Reports – Financial Summary

### Revenue - by Function as % of Total 2017 thru 2021 (Not Including Convention Packages)

	<u>2017</u>	<u>2018</u>	<u>2,019</u>	<u>2020</u>	<u>2021 YTD</u>
Membership Revenue	554,688	583,082	622,486	879,035	113,664
% Total Non Conv Revenue	38%	39%	41%	42%	33%
General Fundraising	764,757	762,568	648,038	843,565	128,895
% Total Non Conv Revenue	52%	51%	43%	40%	37%
Project/Program/Other	156,261	145,456	230,807	363,056	102,895
% Total Non Conv Revenue	11%	10%	15%	17%	30%
<b>Total Non Convention Package Revenue</b>	<b>1,475,706</b>	<b>1,491,106</b>	<b>1,501,331</b>	<b>2,085,656</b>	<b>345,454</b>

### P&L Acct Summary Last Month Plus YTD January through February 2021

	<u>Jan 21</u>	<u>Feb 21</u>	<u>TOTAL</u>
<b>Revenue</b>			
4000 · General Fundraising	163,309	79,241	242,550
4100 · Project Revenue	38,896	1,473	40,369
4300 · Program Revenue	11,705	50,870	62,575
4600 · Refunds of Contributions	(50)	0	(50)
4700 · Other Receipts	0	0	0
<b>Total revenue</b>	<b>213,860</b>	<b>131,584</b>	<b>345,444</b>
<b>Expense</b>			
7000 · General Fundraising Expense	45,295	44,496	89,791
7300 · Program-Related Expenses	32,826	30,976	63,802
8000 · Salary & Related Expense	25,462	17,486	42,948
8100 · Admin & Overhead Expense	10,741	10,172	20,913
8200 · Professional Services	7,200	7,598	14,798
8300 · Depreciation Expense	2,774	2,774	5,548
<b>Total Expense</b>	<b>124,298</b>	<b>113,502</b>	<b>237,800</b>
<b>Net Revenue</b>	<b>89,562</b>	<b>18,082</b>	<b>107,644</b>

### Balance Sheet Summary - Current vs Prior Month

	<u>Feb 28, 21</u>	<u>Jan 31, 21</u>	<u>\$ Change</u>	<u>% Change</u>
<b>ASSETS</b>				
<b>Current Assets</b>				
Total Checking/Savings	163,204.70	144,884.04	18,320.66	12.65%
Total Other Current Assets	30,610.94	33,026.94	(2,416.00)	-7.32%
<b>Total Current Assets</b>	<b>193,815.64</b>	<b>177,910.98</b>	<b>15,904.66</b>	<b>8.94%</b>
<b>Total Fixed Assets</b>	<b>833,468.81</b>	<b>836,243.13</b>	<b>(2,774.32)</b>	<b>-0.33%</b>
<b>TOTAL ASSETS</b>	<b>1,027,284.45</b>	<b>1,014,154.11</b>	<b>13,130.34</b>	<b>1.30%</b>
<b>LIABILITIES &amp; EQUITY</b>				
<b>Liabilities</b>				
Total Current Liabilities	58,566.81	63,518.20	(4,951.39)	-7.80%
Total Long Term Liabilities	0.00	0.00	0.00	0.00%
<b>Total Liabilities</b>	<b>58,566.81</b>	<b>63,518.20</b>	<b>(4,951.39)</b>	<b>-7.80%</b>
<b>Total Equity</b>	<b>968,717.64</b>	<b>950,635.91</b>	<b>18,081.73</b>	<b>1.90%</b>
<b>TOTAL LIABILITIES &amp; EQUITY</b>	<b>1,071,539.45</b>	<b>1,058,381.11</b>	<b>13,158.34</b>	<b>1.24%</b>

**Standard Statement of Operations - 2021**  
**Budget vs. Actual**

	Un- restricted Feb-21	Temp. Restricted	Total Feb- 21	Jan-Dec 2021	Budget Year to Date	Actual vs. Budget YTD	Annual Budget 2021	2022 Budget Remaining
<b>Support and Revenue</b>								
20-Membership Dues	28,794		28,794	113,654	117,333	(3,680)	704,000	590,346
21-Donations	4,553		4,553	20,523	24,833	(4,310)	149,000	128,477
22-Recurring Gifts	45,794		45,794	87,338	80,551	6,787	483,306	395,968
23-Board/ED Solicitation Major Gifts	0		0	20,809	33,000	(12,191)	198,000	177,191
24-Convention Revenue	0		0	0	0	0	0	0
25-Project Program Revenue	48,281	1,473	49,754	96,626	14,300	82,326	85,800	(10,826)
26-Brand Dev / Political Materials	1,964		1,964	5,058	10,700	(5,642)	64,200	59,142
27-Ballot Access & Related Donations	100		100	175	14,000	(13,825)	84,000	83,825
28-Membership Communication	625		625	1,260	783	477	4,700	3,440
29-Other Revenue	0		0	0	0	0	0	(0)
<b>Total Support and Revenue</b>	<b>130,111</b>	<b>1,473</b>	<b>131,584</b>	<b>345,444</b>	<b>295,501</b>	<b>49,943</b>	<b>1,773,006</b>	<b>1,427,562</b>
<b>Cost of Support and Revenue</b>								
32-Fundraising Costs	32,145		32,145	62,278	69,458	(7,180)	416,749	354,471
33-Membership Fundraising Costs	11,157		11,157	24,571	21,683	2,888	130,100	105,529
35-Convention	0		0	0	0	0	0	0
36-Ballot Access Fundraising Exp	0		0	0	1,667	(1,667)	10,000	10,000
37-Building Fundraising Exp	0		0	0	0	0	0	0
<b>Total Cost of Support and Revenue</b>	<b>43,302</b>	<b>0</b>	<b>43,302</b>	<b>86,849</b>	<b>92,808</b>	<b>(5,959)</b>	<b>556,849</b>	<b>470,000</b>
<b>Net Support Available for Programs</b>	<b>86,808</b>	<b>1,473</b>	<b>88,281</b>	<b>258,595</b>	<b>202,693</b>	<b>55,902</b>	<b>1,216,157</b>	<b>957,562</b>
<b>Program Expense</b>								
40-Administrative Costs	13,189	7,323	20,512	41,227	55,507	(14,279)	333,040	291,813
45-Compensation	22,093		22,093	55,280	72,600	(17,320)	435,600	380,320
50-Affiliate Support	5,186		5,186	10,771	12,360	(1,589)	74,160	63,389
55-Brand Dev / Political Materials	771		771	1,650	10,700	(9,050)	64,200	62,550
58-Campus Outreach	0		0	0	125	(125)	750	750
60-Candidate, Campaign & Initiatives	20,198		20,198	33,846	28,583	5,263	171,500	137,654
70-Ballot Access VR & Related Exp	0		0	0	14,000	(14,000)	84,000	84,000
75-Litigation	0	0	0	0	917	(917)	5,500	5,500
80-Media	19		19	447	0	447	0	(447)
85-Member Communication	971		971	7,279	6,563	717	39,375	32,096
88-Outreach	0		0	0	833	(833)	5,000	5,000
90-Project Program Other	450	0	450	450	417	33	2,500	2,050
<b>Total Program Expense</b>	<b>62,877</b>	<b>7,323</b>	<b>70,200</b>	<b>150,951</b>	<b>202,604</b>	<b>(51,653)</b>	<b>1,215,625</b>	<b>1,064,674</b>
<b>Total Net Operating Surplus (or Deficit)</b>	<b>23,932</b>	<b>(5,850)</b>	<b>18,082</b>	<b>107,644</b>	<b>89</b>	<b>107,555</b>	<b>532</b>	<b>(107,112)</b>
<b>Unrestricted Net Operating Surplus (or Deficit)</b>			<b>23,932</b>	<b>82,428</b>			<b>2,178</b>	

## Statement of Operations - 2021 v. 2019 Comparision

	<u>Total Feb-21</u>	<u>Total Feb-19</u>	<u>Diff 21 v 19</u>	<u>2021</u>	<u>Jan - Dec 19</u>	<u>Diff 21 v 19</u>
<b>Support and Revenue</b>						
20-Membership Dues	28,794	48,016	-19,222	113,654	91,136	22,518
21-Donations	4,553	15,743	-11,190	20,523	30,375	-9,852
22-Recurring Gifts	45,794	33,844	11,949	87,338	67,017	20,321
23-BoardSolicitation MajorGifts	0	10,050	-10,050	20,809	10,075	10,734
24-Convention Revenue	0	0	0	0	0	0
25-Project Program Revenue	49,754	5,489	44,265	96,626	17,431	79,195
26-Brand Dev / Pol Materials Rev	1,964	1,879	86	5,058	5,350	-291
27-BallotAccess Donations	100	3,814	-3,714	175	4,364	-4,189
28-Publications Materials Other	625	0	625	1,260	0	1,260
29-Other Revenue	0	16	-16	0	23	-23
<b>Total Support and Revenue</b>	<u>131,584</u>	<u>118,849</u>	<u>12,734</u>	<u>345,444</u>	<u>225,771</u>	<u>119,673</u>
<b>Cost of Support and Revenue</b>						
32-Fundraising Costs	32,145	6,595	25,551	62,278	18,683	43,596
33-Membership Fundraising Costs	11,157	9,144	2,013	24,571	17,460	7,111
35-Convention	0	0	0	0	0	0
36-Ballot Access Fundraising Exp	0	0	0	0	0	0
37-Building Fundraising Exp	0	1,256	-1,256	0	1,256	-1,256
<b>Total Cost of Support and Revenue</b>	<u>43,302</u>	<u>16,995</u>	<u>26,307</u>	<u>86,849</u>	<u>37,398</u>	<u>49,451</u>
<b>Net Support Available for Programs</b>	88,281	101,854	-13,573	258,595	188,373	70,222
<b>Program Expense</b>						
40-Administrative Costs	20,512	21,127	-615	41,227	44,169	-2,941
45-Compensation	22,093	34,832	-12,740	55,280	76,003	-20,723
50-Affiliate Support	5,186	9,178	-3,992	10,771	11,648	-877
55-Brand Dev / Pol Materials	771	997	-226	1,650	2,023	-373
58-Campus Outreach	0	0	0	0	75	-75
60-Candidate, Campaign & Initiatives	20,198	5,835	14,364	33,846	8,397	25,450
70-BallotAccess Petitioning Related Exp	0	0	0	0	0	0
75-Litigation	0	0	0	0	5,000	-5,000
80-Media	19	1,867	-1,848	447	6,117	-5,670
85-Member Communication	971	0	971	7,279	0	7,279
88-Outreach	0	0	0	0	0	0
90-Project Program Other	450	0	450	450	142	308
<b>Total Program Expense</b>	<u>70,200</u>	<u>73,836</u>	<u>-3,636</u>	<u>150,951</u>	<u>153,573</u>	<u>-2,622</u>
<b>Net Operating Surplus (or Deficit)</b>	<u>18,082</u>	<u>28,019</u>	<u>-9,937</u>	<u>107,644</u>	<u>34,800</u>	<u>72,844</u>

**P&L Acct Detail w-Funct Alloc of Exps Last Month Plus YTD**  
**January through February 2021**

	<u>Feb 21</u>	<u>TOTAL</u>
<b>Revenue</b>		
<b>4000 · General Fundraising</b>		
<b>4010 · Direct Mail Fundraising</b>		
4010-10 · DM - House Fundraising General	580.00	3,998.31
4010-11 · DM - House Fundraising Renewal	0.00	350.00
4010-12 · DM - House Fundraising NewDonor	660.00	660.00
4010-20 · DM - Donor Renewal	4,405.00	26,655.00
4010-30 · DM - New Donor Prospecting	0.00	1,185.00
<b>Total 4010 · Direct Mail Fundraising</b>	<u>5,645.00</u>	<u>32,848.31</u>
<b>4020 · Direct Solicitation Major Donor</b>		
4020-10 · Board Soliicitation	0.00	500.00
4020-20 · Chair Solicitation	0.00	10,000.00
4020-30 · ED Solicitation	0.00	10,309.00
<b>Total 4020 · Direct Solicitation Major Donor</b>	<u>0.00</u>	<u>20,809.00</u>
<b>4030 · Online Contributions - Web</b>		
4030-10 · Online Cont - General	3,972.80	16,574.83
4030-20 · Online Cont - Donor Renewal	12,355.00	39,058.05
4030-30 · Online Cont - New Donor Prosp	11,169.10	45,210.75
<b>Total 4030 · Online Contributions - Web</b>	<u>27,496.90</u>	<u>100,843.63</u>
<b>4040 · Tele Fundraising - Phone Bank</b>		
4040-20 · Tele Fund - Donor Renewal	205.00	535.00
<b>Total 4040 · Tele Fundraising - Phone Bank</b>	<u>205.00</u>	<u>535.00</u>
4080 · Recurring Contrib - Pledge	45,793.63	87,338.17
4090 · Ballot Access / Voter Reg	100.00	175.00
<b>Total 4000 · General Fundraising</b>	<u>79,240.53</u>	<u>242,549.11</u>
<b>4100 · Project Revenue</b>		
4108 · Building Fund	1,473.00	40,369.26
<b>Total 4100 · Project Revenue</b>	<u>1,473.00</u>	<u>40,369.26</u>
<b>4300 · Program Revenue</b>		
4310 · Affiliate Development	2,728.22	5,317.98
4340 · LP News	625.00	1,260.00
<b>4360 · Campaign Support &amp; Initiatives</b>		
4360-40 · Campaign/Candidate Support	45,292.71	50,678.75
<b>Total 4360 · Campaign Support &amp; Initiatives</b>	<u>45,292.71</u>	<u>50,678.75</u>
4375 · Brand / Political Materials	1,964.39	5,058.42
4395 · LPedia Historical Preservation	260.00	260.00
<b>Total 4300 · Program Revenue</b>	<u>50,870.32</u>	<u>62,575.15</u>
4600 · Refunds of Contributions	0.00	(50.00)
<b>4700 · Other Receipts</b>		
4710 · Interest & Dividends	0.00	0.28
<b>Total 4700 · Other Receipts</b>	<u>0.00</u>	<u>0.28</u>
<b>Gross Revenue</b>	<u>131,583.85</u>	<u>345,443.80</u>

Expense	Feb 21	TOTAL
<b>7000 · General Fundraising Expense</b>		
<b>7010 · Direct Mail Fundraising Exp</b>		
7010-10 · DM - House General Expense	5,321.34	8,305.87
7010-20 · DM - Donor Renewal Expense	3,874.87	14,202.43
7010-30 · DM - New Donor Prospecting Exp	1,243.70	2,220.66
<b>Total 7010 · Direct Mail Fundraising Exp</b>	10,439.91	24,728.96
<b>7030 · Online Contributions Exp - Web</b>		
7030-10 · Online Cont Exp - General	225.00	225.00
7030-20 · Online Cont Exp - Donor Renewal	438.31	738.91
7030-30 · Online Cont Exp - New Donor	438.31	487.15
<b>Total 7030 · Online Contributions Exp - Web</b>	1,101.62	1,451.06
<b>7050 · Fundraising Contractors</b>	18,612.70	33,827.70
<b>7060 · Membership Contractors</b>	5,161.80	6,921.80
<b>7080 · Recurring Contrib - Pledge</b>	3,754.22	9,658.87
<b>7095 · Credit Card Prc Fees</b>	4,232.19	10,260.88
<b>7099 · Gen Fundraising Staff Salary</b>	1,193.10	2,941.36
<b>Total 7000 · General Fundraising Expense</b>	44,495.54	89,790.63
<b>7300 · Program-Related Expenses</b>		
<b>7310 · Affiliate Support</b>		
7310-10 · Affiliate Development & Support	66.00	(18.00)
7310-20 · Affiliate Dev Contractors	5,120.00	10,789.00
7310-30 · Affiliate Support Staff Salary	165.71	560.48
<b>Total 7310 · Affiliate Support</b>	5,351.71	11,331.48
<b>7320 · Outreach &amp; Marketing</b>		
7320-20 · Outreach & Marketing Staff Sala	33.14	89.54
<b>Total 7320 · Outreach &amp; Marketing</b>	33.14	89.54
<b>7330 · Media Relations</b>		
7330-10 · Media Relations General	19.49	446.98
<b>Total 7330 · Media Relations</b>	19.49	446.98
<b>7340 · Membership Communications</b>		
7340-10 · LP News	971.00	7,279.12
7340-20 · Mem Comm & Support Staff Salary	2,817.04	7,610.66
<b>Total 7340 · Membership Communications</b>	3,788.04	14,889.78
<b>7360 · Campaign Support &amp; Initiatives</b>		
7360-40 · Campaign/Candidate Support	7,044.82	8,104.12
7360-45 · Candidate Support Contractors	13,153.60	25,742.20
7360-60 · Camp/Cand Support -Staff Salary	231.99	626.76
<b>Total 7360 · Campaign Support &amp; Initiatives</b>	20,430.41	34,473.08
<b>7375 · Brand Development</b>		
7375-10 · Brand / Political Materials	770.52	1,649.59
7375-20 · Brand Development Staff Salary	132.57	414.55
<b>Total 7375 · Brand Development</b>	903.09	2,064.14
<b>7380 · Ballot Access - Other Related</b>		
7380-60 · B/A & Petitioning Staff Salary	0.00	56.40
<b>Total 7380 · Ballot Access - Other Related</b>	0.00	56.40
<b>7395 · LPedia Historical Preservation</b>	450.00	450.00
<b>Total 7300 · Program-Related Expenses</b>	30,975.88	63,801.40



	<b>Feb 21</b>	<b>TOTAL</b>
<b>8000 · Salary &amp; Related Expense</b>		
8005 · Salary Bonus Sick & Vac (Admn)	3,913.17	23,002.08
8010 · Hourly Wages (Admin Portion)	8,050.98	9,433.66
8015 · Contract & Paid Internships	741.20	741.20
8020 · Employer Cont to P/R Tax	2,063.51	3,191.35
8030 · Employer Cont to 401K & Adm	809.24	2,300.93
8040 · Fed & State Unemployment	50.97	153.29
8060 · Health Insurance	1,705.31	3,410.62
8080 · Payroll Service Fees	151.51	233.26
8090 · Employee Search	0.00	481.00
<b>Total 8000 · Salary &amp; Related Expense</b>	<b>17,485.89</b>	<b>42,947.39</b>
<b>8100 · Admin &amp; Overhead Expense</b>		
8110 · Ofc Supplies & Non Cap Equipt	159.34	319.43
8120 · Telephone & Data Services	814.79	1,623.74
8130 · Postage & Shipping	507.95	1,007.95
8140 · Travel, Meeting, & Meals Exp	1,061.48	1,061.48
8170 · Occupancy Expenses		
8170-10 · Mortgage Interest Expense	0.00	49.46
8170-20 · Utilities Expense	435.99	755.99
8170-30 · Property Taxes, Fees & Permits	803.20	1,606.40
8170-40 · Maintenance, Cleaning & Repairs	569.52	983.56
8170-60 · Assc Fees, Rent & Storage	545.00	1,090.00
<b>Total 8170 · Occupancy Expenses</b>	<b>2,353.71</b>	<b>4,485.41</b>
8180 · Printing & Copying	166.18	1,633.31
8190 · Software, Hardware & Other IT	4,843.15	9,575.84
8195 · Other Expenses & Bank Fees	265.75	1,206.59
<b>Total 8100 · Admin &amp; Overhead Expense</b>	<b>10,172.35</b>	<b>20,913.75</b>
<b>8200 · Professional Services</b>		
8210 · Legal		
8210-10 · Legal - General	4,500.00	9,000.00
8210-30 · Litigation-Lobbing Staff Salary	33.14	33.14
<b>Total 8210 · Legal</b>	<b>4,533.14</b>	<b>9,033.14</b>
8220 · Accounting	0.00	500.00
8230 · FEC Filing & Consulting	1,600.00	3,200.00
8240 · Computer Services	1,465.00	2,065.00
<b>Total 8200 · Professional Services</b>	<b>7,598.14</b>	<b>14,798.14</b>
8300 · Depreciation Expense	2,774.32	5,548.64
<b>Total Expense</b>	<b>113,502.12</b>	<b>237,799.95</b>
<b>Net Revenue</b>	<b>18,081.73</b>	<b>107,643.85</b>

## Balance Sheet Current vs Prior Month

### As of February 28, 2021

	Feb 28, 21	Jan 31, 21	\$ Change	% Change
<b>ASSETS</b>				
<b>Current Assets</b>				
<b>Checking/Savings</b>				
<b>11 · Cash</b>				
111U · PNC Check Acct 1 (Unrestricted)	54,972.72	58,154.81	(3,182.09)	(5.47%)
112U · BBT Check Acct 1 (Unrestricted)	65,461.69	38,108.90	27,352.79	71.78%
113R · PNC Check Acct 2 (Restricted)	3,649.39	3,649.39	0.00	0.0%
114R · BBT Chck Acct 2 (Rest Building)	25,904.51	25,554.55	349.96	1.37%
115R · BBT Check Acct 3 (Rest Legal)	13,216.39	19,416.39	(6,200.00)	(31.93%)
<b>Total 11 · Cash</b>	<u>163,204.70</u>	<u>144,884.04</u>	<u>18,320.66</u>	<u>12.65%</u>
<b>Total Checking/Savings</b>	163,204.70	144,884.04	18,320.66	12.65%
<b>Other Current Assets</b>				
<b>16 · Prepaid Expenses</b>				
<b>161 · Bulk Mail Account</b>				
161-10 · Prepaid Bulk Mail VA	1,581.53	1,581.53	0.00	0.0%
<b>Total 161 · Bulk Mail Account</b>	<u>1,581.53</u>	<u>1,581.53</u>	<u>0.00</u>	<u>0.0%</u>
165 · Prepaid Licenses	24,168.99	26,584.99	(2,416.00)	(9.09%)
166 · Prepaid Insurance	3,760.42	3,760.42	0.00	0.0%
168 · Prepaid Rent	1,100.00	1,100.00	0.00	0.0%
<b>Total 16 · Prepaid Expenses</b>	<u>30,610.94</u>	<u>33,026.94</u>	<u>(2,416.00)</u>	<u>(7.32%)</u>
<b>Total Other Current Assets</b>	<u>30,610.94</u>	<u>33,026.94</u>	<u>(2,416.00)</u>	<u>(7.32%)</u>
<b>Total Current Assets</b>	<u>193,815.64</u>	<u>177,910.98</u>	<u>15,904.66</u>	<u>8.94%</u>
<b>Fixed Assets</b>				
<b>17 · Fixed Assets</b>				
172 · Furniture & Fixtures	25,878.73	25,878.73	0.00	0.0%
173 · Office Equipment	16,796.61	16,796.61	0.00	0.0%
174 · Computer Hardware	22,801.27	22,801.27	0.00	0.0%
175 · Computer Software	134,613.90	134,613.90	0.00	0.0%
<b>177 · Office Building</b>				
177-10 · Physical Structure	477,119.00	477,119.00	0.00	0.0%
177-20 · Land	347,881.00	347,881.00	0.00	0.0%
<b>Total 177 · Office Building</b>	<u>825,000.00</u>	<u>825,000.00</u>	<u>0.00</u>	<u>0.0%</u>
178 · Ofc Imprmnt Acq & Capt Expense	70,519.11	70,519.11	0.00	0.0%
179 · Accumulated Depreciation	(262,140.81)	(259,366.49)	(2,774.32)	(1.07%)
<b>Total 17 · Fixed Assets</b>	<u>833,468.81</u>	<u>836,243.13</u>	<u>(2,774.32)</u>	<u>(0.33%)</u>
<b>Total Fixed Assets</b>	<u>833,468.81</u>	<u>836,243.13</u>	<u>(2,774.32)</u>	<u>(0.33%)</u>
<b>TOTAL ASSETS</b>	<u><b>1,027,284.45</b></u>	<u><b>1,014,154.11</b></u>	<u><b>13,130.34</b></u>	<u><b>1.3%</b></u>

LIABILITIES & EQUITY	Feb 28, 21	Jan 31, 21	\$ Change	% Change
<b>Liabilities</b>				
<b>Current Liabilities</b>				
<b>Accounts Payable</b>				
21 · Accounts Payable	25,085.76	19,530.28	5,555.48	28.45%
<b>Total Accounts Payable</b>	25,085.76	19,530.28	5,555.48	28.45%
<b>Other Current Liabilities</b>				
24 · Accrued Expenses				
241 · Accrued Payroll	12,652.61	18,332.80	(5,680.19)	(30.98%)
242 · Accrued Vacation	16,833.00	21,556.00	(4,723.00)	(21.91%)
244 · Other Accrued Expenses	420.00	0.00	420.00	100.0%
245 · Accrued Real Estate Tax	1,606.40	803.20	803.20	100.0%
<b>Total 24 · Accrued Expenses</b>	31,512.01	40,692.00	(9,179.99)	(22.56%)
25 · Accrued Payroll Taxes				
251 · Payroll Tax Liabilities	0.04	0.04	0.00	0.0%
252 · 401(k) Liability	0.00	1,326.88	(1,326.88)	(100.0%)
<b>Total 25 · Accrued Payroll Taxes</b>	0.04	1,326.92	(1,326.88)	(100.0%)
27 · Deferred Liabilities				
272 · Deferred Convention Revenue	1,969.00	1,969.00	0.00	0.0%
<b>Total 27 · Deferred Liabilities</b>	1,969.00	1,969.00	0.00	0.0%
<b>Total Other Current Liabilities</b>	33,481.05	43,987.92	(10,506.87)	(23.89%)
<b>Total Current Liabilities</b>	58,566.81	63,518.20	(4,951.39)	(7.8%)
<b>Total Liabilities</b>	58,566.81	63,518.20	(4,951.39)	(7.8%)
<b>Equity</b>				
31 · General Operating	820,222.50	814,372.46	5,850.04	0.72%
32 · Temp. Restricted Balances				
3204 · Fund - Campus	1,730.39	1,730.39	0.00	0.0%
3210 · Fund - Building	25,904.51	25,554.55	349.96	1.37%
3213 · Fund - Legal Action Fund	13,216.39	19,416.39	(6,200.00)	(31.93%)
<b>Total 32 · Temp. Restricted Balances</b>	40,851.29	46,701.33	(5,850.04)	(12.53%)
<b>Net Revenue</b>	107,643.85	89,562.12	18,081.73	20.19%
<b>Total Equity</b>	968,717.64	950,635.91	18,081.73	1.9%
<b>TOTAL LIABILITIES &amp; EQUITY</b>	<b>1,071,539.45</b>	<b>1,058,381.11</b>	<b>13,158.34</b>	<b>1.24%</b>

## Statement of Cash Flows

### February 2021

	<u>Feb 21</u>	<u>Jan - Feb 21</u>
<b>OPERATING ACTIVITIES</b>		
Net Revenue	18,081.73	107,643.85
Adjustments to reconcile Net Revenue to net cash provided by operations:		
130-10 · Shaber - 1st International Bank	0.00	23,382.97
161-10 · Prepaid Bulk Mail VA	0.00	(809.91)
165 · Prepaid Licenses	2,416.00	(24,168.99)
21 · Accounts Payable	5,555.48	1,510.00
241 · Accrued Payroll	(5,680.19)	(7,515.38)
242 · Accrued Vacation	(4,723.00)	(9,601.00)
244 · Other Accrued Expenses	420.00	(378.00)
245 · Accrued Real Estate Tax	803.20	1,606.40
252 · 401(k) Liability	(1,326.88)	0.00
Net cash provided by Operating Activities	<u>15,546.34</u>	<u>91,669.94</u>
<b>INVESTING ACTIVITIES</b>		
179 · Accumulated Depreciation	<u>2,774.32</u>	<u>5,548.64</u>
Net cash provided by Investing Activities	2,774.32	5,548.64
<b>FINANCING ACTIVITIES</b>		
29 · Loans & Mortgages (Principal)	0.00	(27,172.41)
31 · General Operating	5,850.04	2,005.70
3210 · Fund - Building	349.96	11,092.30
3213 · Fund - Legal Action Fund	(6,200.00)	(13,098.00)
Net cash provided by Financing Activities	<u>0.00</u>	<u>(27,172.41)</u>
Net cash increase for period	18,320.66	70,046.17
Cash at beginning of period	<u>144,884.04</u>	<u>93,158.53</u>
Cash at end of period	<u><b>163,204.70</b></u>	<u><b>163,204.70</b></u>

**RELATED PARTY TRANSACTIONS AS OF: 02/28/21**

Related Party Donations	Mem Expires / BSM Expires	MTD Contributions	YTD Contributions	Lifetime Giving (Since 1990)	Liberty Pledge Club
Erin Adams	Life Member	\$ -	\$ -	\$ 1,770.70	
Paul Bilyeu *	Life Member	\$ 50.00	\$ 100.00	\$ 8,660.00	Yes
Whitney Bilyeu	Life Member	\$ 50.00	\$ 100.00	\$ 7,412.25	Yes
Ethan Bishop-Henchman *	Life Member	\$ -	\$ -	\$ 1,570.00	
Joseph Bishop-Henchman	Life Member	\$ 25.00	\$ 50.00	\$ 15,192.50	Yes
Richard Bowen	06/14/21 - 07/07/21	\$ -	\$ -	\$ 1,176.00	
Matthew Bughman	12/31/21 - 03/01/22	\$ 10.00	\$ 20.00	\$ 107.50	Yes
Christopher Campbell *	Life Member	\$ 900.22	\$ 900.22	\$ 1,765.22	
Tucker Coburn	12/31/21 - 03/01/22	\$ 5.00	\$ 10.00	\$ 473.00	Yes
Laura Ebke	Life Member	\$ 25.00	\$ 101.50	\$ 5,111.50	Yes
Timothy Ferreira	Life Member	\$ 50.00	\$ 100.00	\$ 5,729.59	Yes
Kevin Hagan *	10/12/21 - 10/22/21	\$ -	\$ -	\$ 877.00	
Timothy Hagan	Life Member	\$ 10.00	\$ 20.00	\$ 11,156.82	Yes
Jared Hall	12/31/21 - 03/21/22	\$ 35.00	\$ 45.00	\$ 956.50	Yes
Caryn Ann Harlos	Life Member	\$ -	\$ -	\$ 7,535.09	Yes
Wayne Harlos *	04/03/21 - 04/03/21	\$ -	\$ -	\$ 1,388.00	
Jeffery Hewitt	Life Member	\$ -	\$ -	\$ 3,475.00	
Susan Hogarth	Life Member	\$ 75.00	\$ 725.75	\$ 4,323.19	Yes
Richard Longstreth	Life Member	\$ 15.00	\$ 30.00	\$ 2,724.00	Yes
Chris Luchini	Life Member	\$ -	\$ -	\$ 4,202.00	
Kenneth Moellman	Life Member	\$ -	\$ -	\$ 3,361.00	
Dustin Nanna	07/10/21 - 07/12/21	\$ -	\$ -	\$ 2,082.00	
Steven Nekhaila	Life Member	\$ 10.00	\$ 20.00	\$ 3,300.40	Yes
John Phillips	Life Member	\$ 75.00	\$ 150.00	\$ 5,153.20	Yes
Hillary Priebe *	04/07/20 - 03/21/20	\$ -	\$ -	\$ 125.00	
Erik Raudsep	Life Member	\$ 10.30	\$ 41.20	\$ 3,416.50	Yes
Nicholas Sarwark *	Life Member	\$ 20.00	\$ 40.00	\$ 7,276.00	Yes
Valerie Sarwark	Life Member	\$ -	\$ 10.00	\$ 2,270.05	Yes
David Sexton	02/14/22 - 03/01/22	\$ 5.15	\$ 50.30	\$ 2,279.60	Yes
Victoria Paige Sexton *	12/31/21 - 03/01/22	\$ 5.15	\$ 10.30	\$ 731.10	Yes
Joshua Smith	12/31/21 - 03/01/22	\$ 25.00	\$ 50.00	\$ 1,888.00	Yes
David Valente	Life Member	\$ 10.00	\$ 45.00	\$ 3,127.09	Yes
Francis Wendt	03/01/22 - 03/01/22	\$ 25.00	\$ 25.00	\$ 824.00	Yes
Total Contributions:		\$ 1,435.82	\$ 2,644.27	\$ 121,439.80	

\* Non LNC Member disclosed related party

Related Party Disbursements	Memo	MTD Disbursements	YTD Disbursements
Caryn Ann Harlos	Reimbursed Expenses	\$ -	\$ 30.00
Total Disbursements:		\$ -	\$ 30.00

**CHAIR'S DISCRETIONARY DISBURSEMENTS AS OF: 02/28/21**

Chair	Memo	MTD	YTD