

Libertarian National Committee - Membership Report

"Donor" Totals - Dec-15

4 Year & 12 Month Comparison

	Dec-11	Dec-12	Dec-13	Dec-14	Dec-14	Jan-15	Feb-15	Mar-15	Apr-15	May-15	Jun-15	Jul-15	Aug-15	Sep-15	Oct-15	Nov-15	Dec-15
Active w-MEM	13468	13749	13670	12053	12053	11902	11988	11845	11837	11663	11640	11649	11708	11715	11399	11198	11184
Active w/out MEM	859	1194	967	747	747	662	672	652	651	560	546	536	527	522	517	513	509
Total Active Donors	14327	14943	14637	12800	12800	12564	12660	12497	12488	12223	12186	12185	12235	12237	11916	11711	11693
Percent Change	-4.92%	4.30%	-2.05%	-12.55%	-7.76%	-1.84%	0.76%	-1.29%	-0.07%	-2.12%	-0.30%	-0.01%	0.41%	0.02%	-2.62%	-1.72%	-0.15%
Lapsed/Drop MEM	1379	1381	1245	1733	1733	863	619	972	671	718	484	595	555	568	1044	679	909
Lapse w/out MEM	74	76	82	203	203	138	32	53	25	101	33	27	30	28	46	29	30
Lapsed/Drop Total	1453	1457	1327	1936	1936	1001	651	1025	696	819	517	622	585	596	1090	708	939
Percent Change	65.49%	0.28%	-8.92%	45.89%	50.43%	-48.30%	-34.97%	57.45%	-32.10%	17.67%	-36.87%	20.31%	-5.95%	1.88%	82.89%	-35.05%	32.63%
New Donors w-MEM	256	240	267	110	110	126	111	141	104	70	110	107	137	103	87	104	103
New w/out MEM	26	38	168	6	6	8	11	5	2	4	3	5	10	12	10	10	6
New Total	282	278	435	116	116	134	122	146	106	74	113	112	147	115	97	114	109
Percent Change	80.77%	-1.42%	56.47%	-73.33%	-44.76%	15.52%	-8.96%	19.67%	-27.40%	-30.19%	52.70%	-0.88%	31.25%	-21.77%	-15.65%	17.53%	-4.39%
Renewed w-MEM	900	708	966	729	729	586	594	688	559	474	351	497	477	472	641	374	792
Renewed w/out MEM	61	57	55	14	14	45	31	28	22	6	16	12	11	11	31	15	20
Total Renewals	961	765	1021	743	743	631	625	716	581	480	367	509	488	483	672	389	812
Percent Change	-3.13%	-20.40%	33.46%	-27.23%	30.81%	-15.07%	-0.95%	14.56%	-18.85%	-17.38%	-23.54%	38.69%	-4.13%	-1.02%	39.13%	-42.11%	108.74%
Total "MEM"	121850	126900	130507	133400	133400	133568	133983	134147	134278	134338	134470	134618	134779	134870	134974	135104	135197
Percent Change	1.77%	4.14%	2.84%	2.22%	0.06%	0.13%	0.31%	0.12%	0.10%	0.04%	0.10%	0.11%	0.12%	0.07%	0.08%	0.10%	0.07%
Total "LIFETIME"	2142	2208	2295	2446	2446	2447	2447	2451	2455	2455	2455	2455	2456	2456	2456	2457	2458
Total "BSM"	13589	13824	13869	12526	12526	12294	12260	12122	12040	11722	11723	11625	11612	11593	11247	11173	11045

Last Year vs. This Year

	Dec-14	Dec-15	Change	12 Mo Ave	Active Donors w-MEM =	11184
Active w-MEM	12053	11184	-7.21%	11644	Lapsed & Zero Dues MEM =	124013
Active w/out MEM	747	509	-31.86%	572	Total "MEM" w-Signed Certificate =	135197
Total Active Donors	12800	11693	-8.65%	12216	Member Signed Certificate =	"MEM"
Lapsed/Dropped	1936	939	-51.50%	771	Total "BSM" =	11045
New Donors	116	109	-6.03%	116	Bylaws Defined Sustaining Member =	"BSM"
Renewals	743	812	9.29%	563		

Dec-15 MEMBERSHIP BY STATE --- ACTIVE AND NON ACTIVE

<u>STATE</u>	<u>TOTAL "MEM"</u>	<u>ACTIVE "MEM"</u>	<u>ACTIVE "SUB"</u>	<u>TOTAL "ACTIVE"</u>	<u>TOTAL "BSM"</u>
AK	671	57	0	57	57
AL	1735	154	2	156	151
AR	899	75	4	79	75
AZ	3198	271	14	285	268
CA	19356	1498	77	1575	1491
CO	3710	357	12	369	355
CT	1482	130	8	138	125
DC	373	27	3	30	26
DE	385	30	2	32	29
FL	8005	642	32	674	640
GA	5919	322	9	331	314
HI	528	51	2	53	51
IA	1027	114	5	119	111
ID	759	51	1	52	51
IL	4491	372	25	397	364
IN	3199	321	11	332	319
KS	1237	126	3	129	127
KY	1192	105	4	109	101
LA	1092	121	4	125	119
MA	2831	180	12	192	170
MD	2455	231	12	243	229
ME	810	53	2	55	55
MI	5190	359	13	372	353
MN	2043	160	11	171	160
MO	2360	206	12	218	205
MS	713	81	1	82	80

<u>STATE</u>	<u>TOTAL "MEM"</u>	<u>ACTIVE "MEM"</u>	<u>ACTIVE "SUB"</u>	<u>TOTAL "ACTIVE"</u>	<u>TOTAL "BSM"</u>
MT	511	45	1	46	44
NC	3363	278	10	288	270
ND	231	39	1	40	39
NE	665	67	1	68	64
NH	1358	121	6	127	120
NJ	3080	250	12	262	250
NM	1117	89	10	99	89
NV	1917	159	6	165	155
NY	5011	491	26	517	491
OH	5215	503	15	518	503
OK	1038	84	5	89	85
OR	2206	136	10	146	127
PA	5935	440	20	460	437
RI	314	29	1	30	29
SC	1726	131	6	137	133
SD	259	33	0	33	34
TN	2395	190	3	193	189
TX	9064	810	41	851	790
UT	1156	80	6	86	77
VA	4711	473	15	488	459
VT	397	28	2	30	25
WA	4342	313	16	329	312
WI	1949	173	6	179	170
WV	608	39	0	39	41
WY	314	27	0	27	26
XX	655	62	9	71	60

	<u>TOTAL "MEM"</u>	<u>ACTIVE "MEM"</u>	<u>ACTIVE "SUB"</u>	<u>TOTAL "ACTIVE"</u>	<u>TOTAL "BSM"</u>
TOTALS	135197	11184	509	11693	11045

DEFINITIONS: MEM = Member Signed Certificate

Total MEM = Total # Constituents Per State w-Member Signed Certificate

ACTIVE MEM = Current Dues Paying or Lifetime Donor w-Signed Certificate

ACTIVE SUB (ACTIVE NON MEM) = Current Dues Paying or Lifetime Donors Who Have NOT Signed the Certificate (Formerly Called "Subscriber")

TOTAL ACTIVE = Current Dues Paying or Lifetime Donor

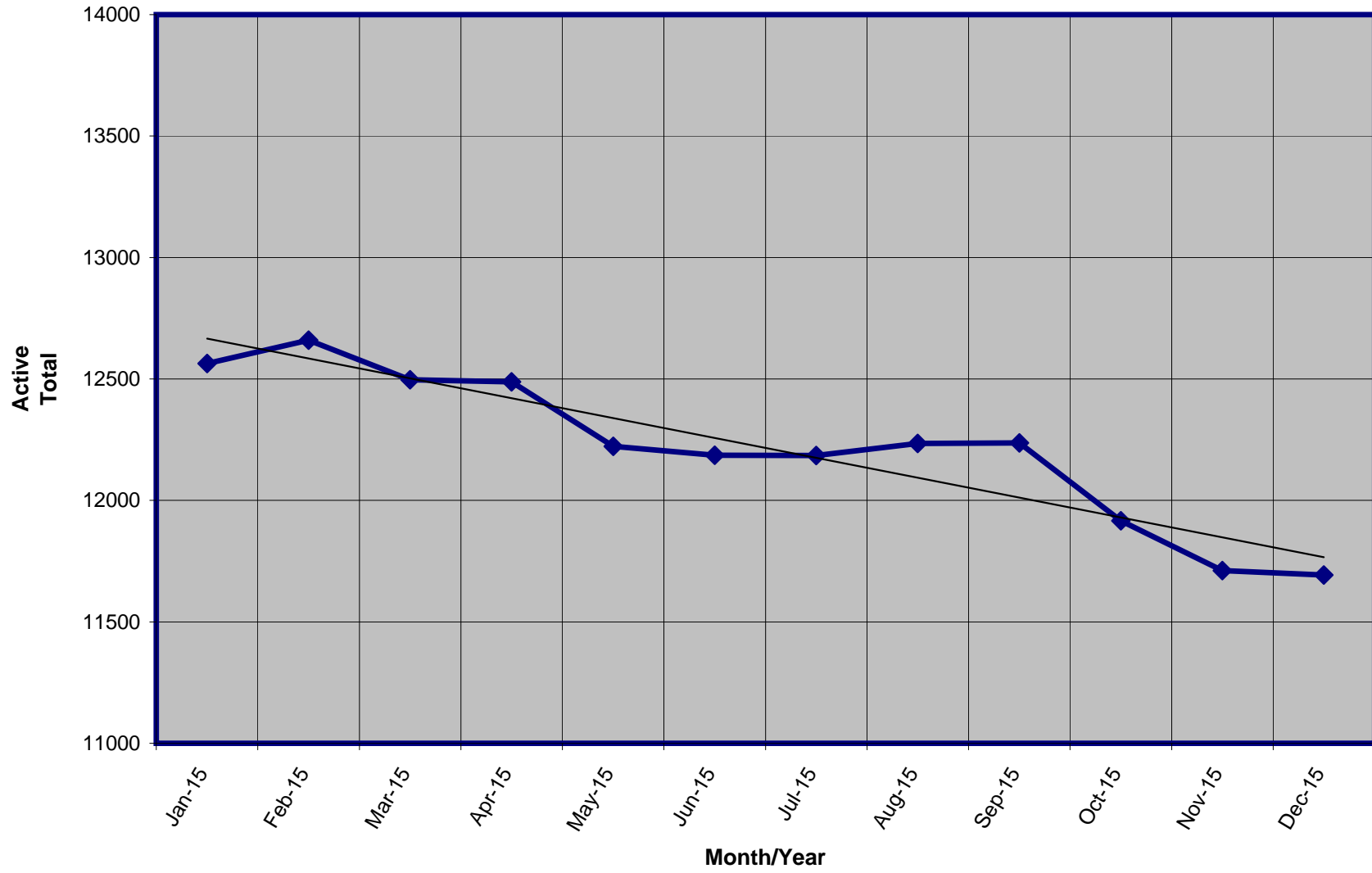
BSM = By Law Definition of "Sustaining Member" and number used for delegate count

(Art 5-3: "Sustaining member" is any Party member who has given at least \$25 to the Party in the prior twelve months, or who is a life member.)

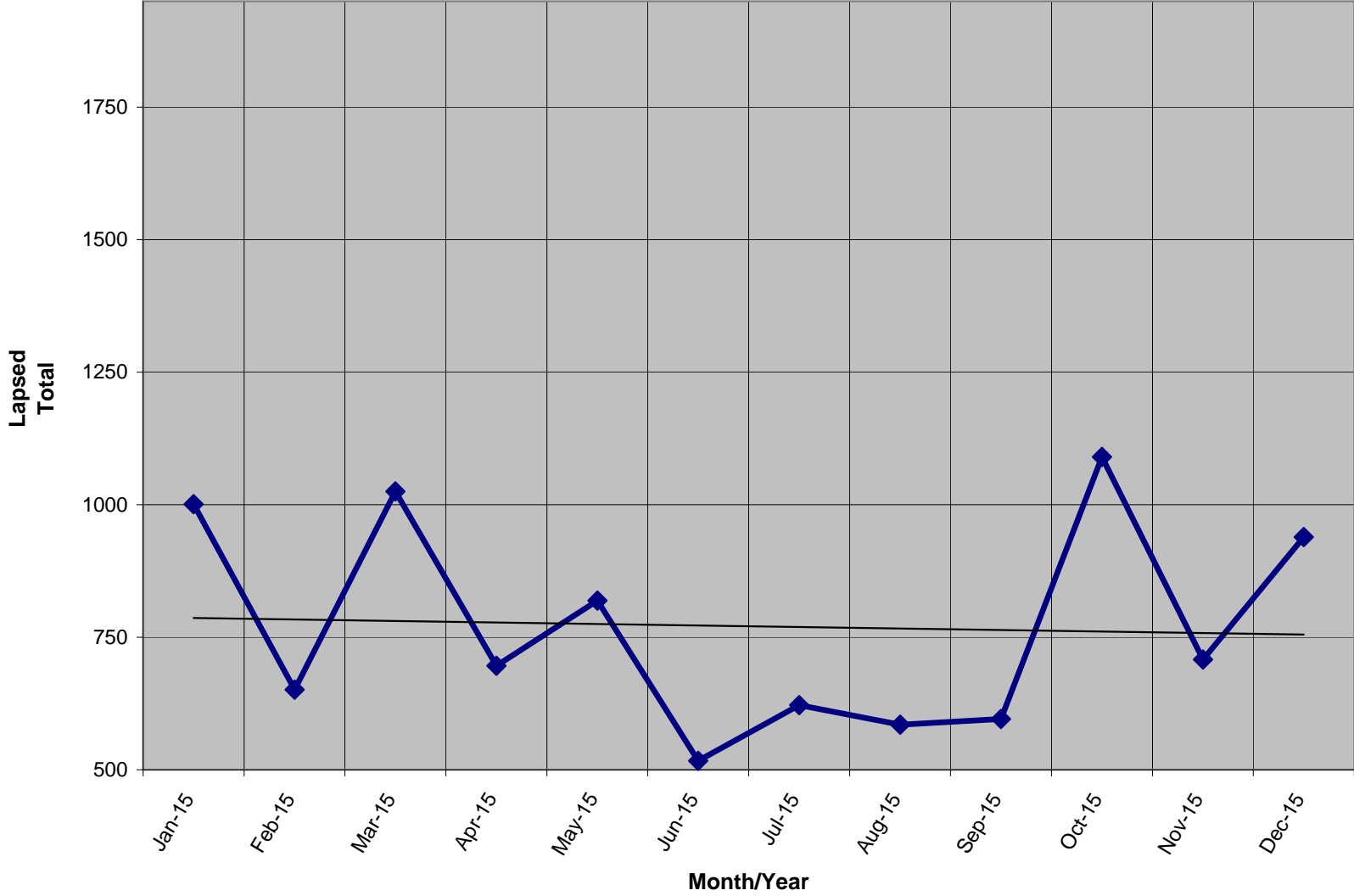
SUSTAINING MEMBERSHIP STATE RANKINGS - "BSM"

<u>State</u>	<u>Total BSM</u>	<u>Rank</u>	<u>State</u>	<u>Total BSM</u>	<u>Rank</u>
CA	1491	1	OR	127	27
TX	790	2	CT	125	28
FL	640	3	NH	120	29
OH	503	4	LA	119	30
NY	491	5	IA	111	31
VA	459	6	KY	101	32
PA	437	7	NM	89	33
IL	364	8	OK	85	34
CO	355	9	MS	80	35
MI	353	10	UT	77	36
IN	319	11	AR	75	37
GA	314	12	NE	64	38
WA	312	13	AK	57	39
NC	270	14	ME	55	40
AZ	268	15	HI	51	41
NJ	250	16	ID	51	42
MD	229	17	MT	44	43
MO	205	18	WV	41	44
TN	189	19	ND	39	45
MA	170	20	SD	34	46
WI	170	21	DE	29	47
MN	160	22	RI	29	48
NV	155	23	DC	26	49
AL	151	24	WY	26	50
SC	133	25	VT	25	51
KS	127	26	XX	60	52

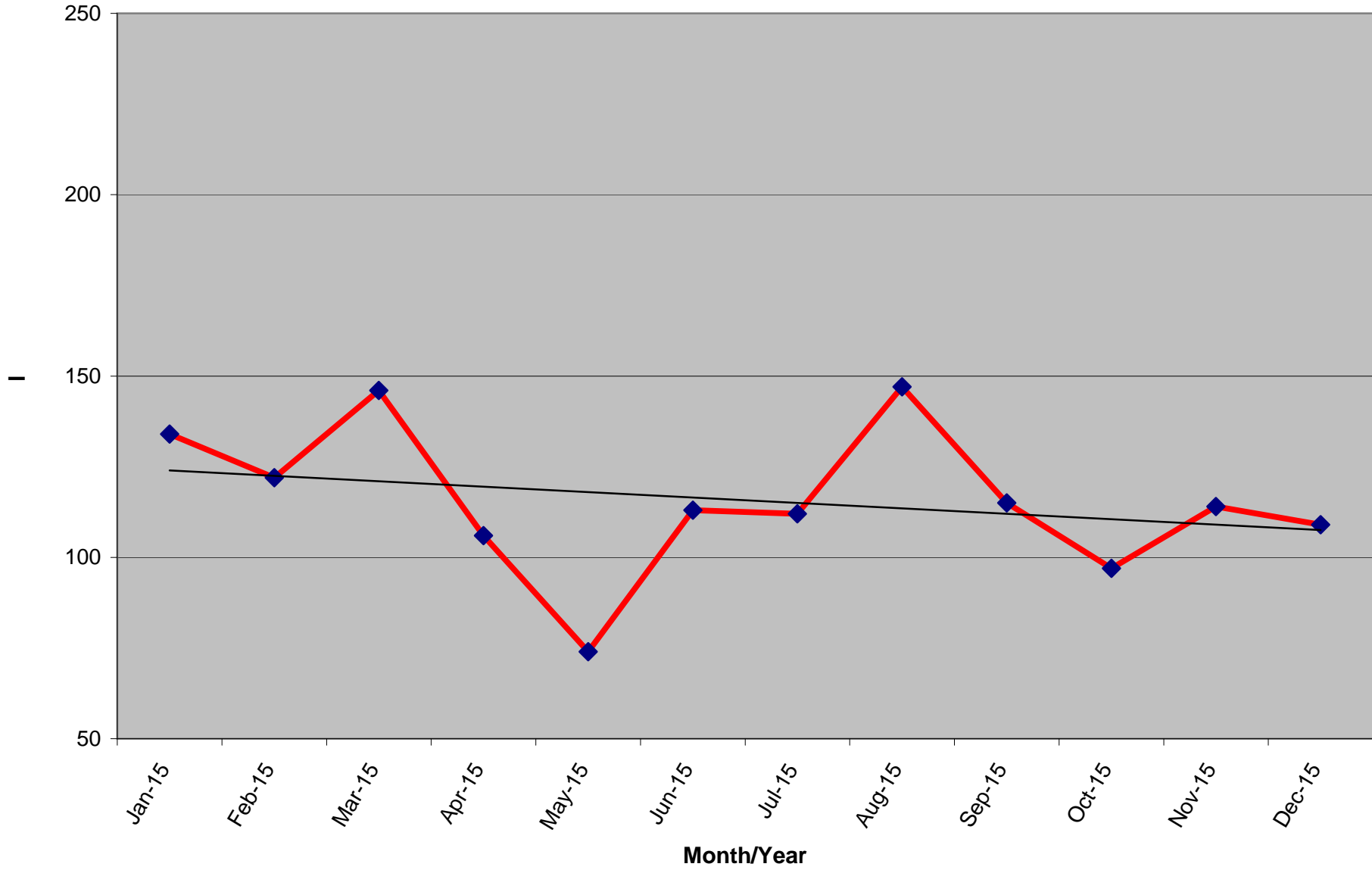
Active Donors - Past 12 Months



Lapsed - Dropped - Donors - Past 12 Months



New Donors Past 12 Months



Renew Donors - Past 12 Months

