

Libertarian National Committee - Membership Report

"Donor" Totals - Aug-17

4 Year & 12 Month Comparison

	Dec-13	Dec-14	Dec-15	Dec-16	Aug-16	Sep-16	Oct-16	Nov-16	Dec-16	Jan-17	Feb-17	Mar-17	Apr-17	May-17	Jun-17	Jul-17	Aug-17
Active w-MEM	13670	12053	11184	18592	17568	17888	18327	18564	18592	18908	18715	18334	17843	16652	16065	15110	14321
Active w/out MEM	967	747	509	1814	1736	1890	1843	1822	1814	1806	1838	1862	1829	1655	1424	1185	710
Total Active Donors	14637	12800	11693	20406	19304	19778	20170	20386	20406	20714	20553	20196	19672	18307	17489	16295	15031
Percent Change	-2.05%	-12.55%	-8.65%	74.51%	7.97%	2.46%	1.98%	1.07%	0.10%	1.51%	-0.78%	-1.74%	-2.59%	-6.94%	-4.47%	-6.83%	-7.76%
Lapsed/Drop MEM	1245	1733	909	1016	681	599	753	589	1016	672	831	1533	1314	1995	1844	1626	1659
Lapse w/out MEM	82	203	30	27	24	29	37	29	27	25	34	32	50	206	270	254	499
Lapsed/Drop Total	1327	1936	939	1043	705	628	790	618	1043	697	865	1565	1364	2201	2114	1880	2158
Percent Change					34.54%	-10.92%	25.80%	-21.77%	68.77%	-33.17%	24.10%	80.92%	-12.84%	61.36%	-3.95%	-11.07%	14.79%
New Donors w-MEM	267	110	103	321	1054	469	526	485	321	481	299	386	262	307	428	354	289
New w/out MEM	168	6	6	11	535	176	52	22	11	14	13	47	14	27	21	7	10
New Total	435	116	109	332	1589	645	578	507	332	495	312	433	276	334	449	361	299
Percent Change					12.62%	-59.41%	-10.39%	-12.28%	-34.52%	49.10%	-36.97%	38.78%	-36.26%	21.01%	34.43%	-19.60%	-17.17%
Renewed w-MEM	966	729	792	723	539	450	666	341	723	507	339	766	561	497	829	317	581
Renewed w/out MEM	55	14	20	8	2	7	-62	-14	8	3	53	9	3	5	18	8	14 *
Total Renewals	1021	743	812	731	541	457	604	327	731	510	392	775	564	502	847	325	595
Percent Change					1.31%	-15.53%	32.17%	-45.86%	123.55%	-30.23%	-23.14%	97.70%	-27.23%	-10.99%	68.73%	-61.63%	83.08%
Total "MEM"	130507	133400	135197	145814	143319	143935	144707	145455	145814	146350	146869	147222	136069	136362	136819	137174	137451
Percent Change	2.84%	2.22%	1.35%	7.85%	1.01%	0.43%	0.54%	0.52%	0.25%	0.37%	0.35%	0.24%	-7.58%	0.22%	0.34%	0.26%	0.20%
Total "LIFETIME"	2295	2446	2458	2571	2554	2560	2567	2566	2571	2574	2577	2580	2588	2596	2596	2603	2605
Total "BSM"	13869	12526	11045	19003	17541	18071	18486	18805	19003	19293	19152	18864	18399	17301	16622	15706	14700

Last Year vs. This Year

	Aug-16	Aug-17	Change	12 Mo Ave	Active Donors w-MEM =	14321
Active w-MEM	17568	14321	-18.48%	17443	Lapsed & Zero Dues MEM =	123130
Active w/out MEM	1736	710	-59.10%	1640	Total "MEM" w-Signed Certificate =	137451
Total Active Donors	19304	15031	-22.14%	19083	Member Signed Certificate =	"MEM"
Lapsed/Dropped	705	2158	206.10%	1327	Total "BSM" =	14700
New Donors	1589	299	-81.18%	418	Bylaws Defined Sustaining Member =	"BSM"
Renewals	541	595	9.98%	552		

* Neg "sub" due to email push to convert Sub's to Mem's in Oct-16 & Nov-16

Aug-17 MEMBERSHIP BY STATE --- ACTIVE AND NON ACTIVE

STATE	TOTAL "MEM"	ACTIVE "MEM"	ACTIVE "SUB"	TOTAL "ACTIVE"	TOTAL "BSM"
AK	697	86	1	87	86
AL	1800	207	6	213	211
AR	912	91	5	96	94
AZ	3224	318	21	339	323
CA	19372	1572	96	1668	1614
CO	3852	482	17	499	493
CT	1492	158	8	166	161
DC	381	35	3	38	37
DE	401	33	0	33	34
FL	8221	792	44	836	815
GA	5896	452	15	467	464
HI	547	51	4	55	53
IA	1059	153	6	159	153
ID	772	65	1	66	68
IL	4520	522	26	548	532
IN	3325	387	12	399	404
KS	1196	135	8	143	134
KY	1206	133	9	142	139
LA	1139	196	10	206	200
MA	2865	246	14	260	250
MD	2477	280	12	292	295
ME	808	68	5	73	69
MI	5266	486	17	503	501
MN	2057	205	10	215	214
MO	2344	248	17	265	254
MS	716	81	2	83	82

STATE	TOTAL "MEM"	ACTIVE "MEM"	ACTIVE "SUB"	TOTAL "ACTIVE"	TOTAL "BSM"
MT	550	75	4	79	74
NC	3416	366	19	385	374
ND	236	44	1	45	43
NE	647	82	2	84	82
NH	1422	171	8	179	173
NJ	3085	304	24	328	317
NM	1196	157	6	163	160
NV	1903	165	10	175	168
NY	5107	608	39	647	618
OH	4978	577	20	597	594
OK	1059	136	5	141	140
OR	2227	173	15	188	179
PA	6000	585	20	605	605
RI	309	31	1	32	31
SC	1883	207	10	217	213
SD	269	36	2	38	35
TN	2622	374	6	380	391
TX	9318	1093	53	1146	1118
UT	1190	100	6	106	100
VA	4861	639	25	664	670
VT	395	30	3	33	35
WA	4586	475	28	503	492
WI	2042	253	18	271	257
WV	602	56	2	58	57
WY	321	36	1	37	35
XX	682	66	13	79	59

SUSTAINING MEMBERSHIP STATE RANKINGS - "BSM"

State	Total BSM	Rank	State	Total BSM	Rank
CA	1614	1	NH	173	27
TX	1118	2	NV	168	28
FL	815	3	CT	161	29
VA	670	4	NM	160	30
NY	618	5	IA	153	31
PA	605	6	OK	140	32
OH	594	7	KY	139	33
IL	532	8	KS	134	34
MI	501	9	UT	100	35
CO	493	10	AR	94	36
WA	492	11	AK	86	37
GA	464	12	MS	82	38
IN	404	13	NE	82	39
TN	391	14	MT	74	40
NC	374	15	ME	69	41
AZ	323	16	ID	68	42
NJ	317	17	WV	57	43
MD	295	18	HI	53	44
WI	257	19	ND	43	45
MO	254	20	DC	37	46
MA	250	21	SD	35	47
MN	214	22	VT	35	48
SC	213	23	WY	35	49
AL	211	24	DE	34	50
LA	200	25	RI	31	51
OR	179	26	XX	59	52

	TOTAL "MEM"	ACTIVE "MEM"	ACTIVE "SUB"	TOTAL "ACTIVE"	TOTAL "BSM"
TOTALS	137451	14321	710	15031	14700

DEFINITIONS: MEM = Member Signed Certificate

Total MEM = Total # Constituents Per State w-Member Signed Certificate

ACTIVE MEM = Current Dues Paying or Lifetime Donor w-Signed Certificate

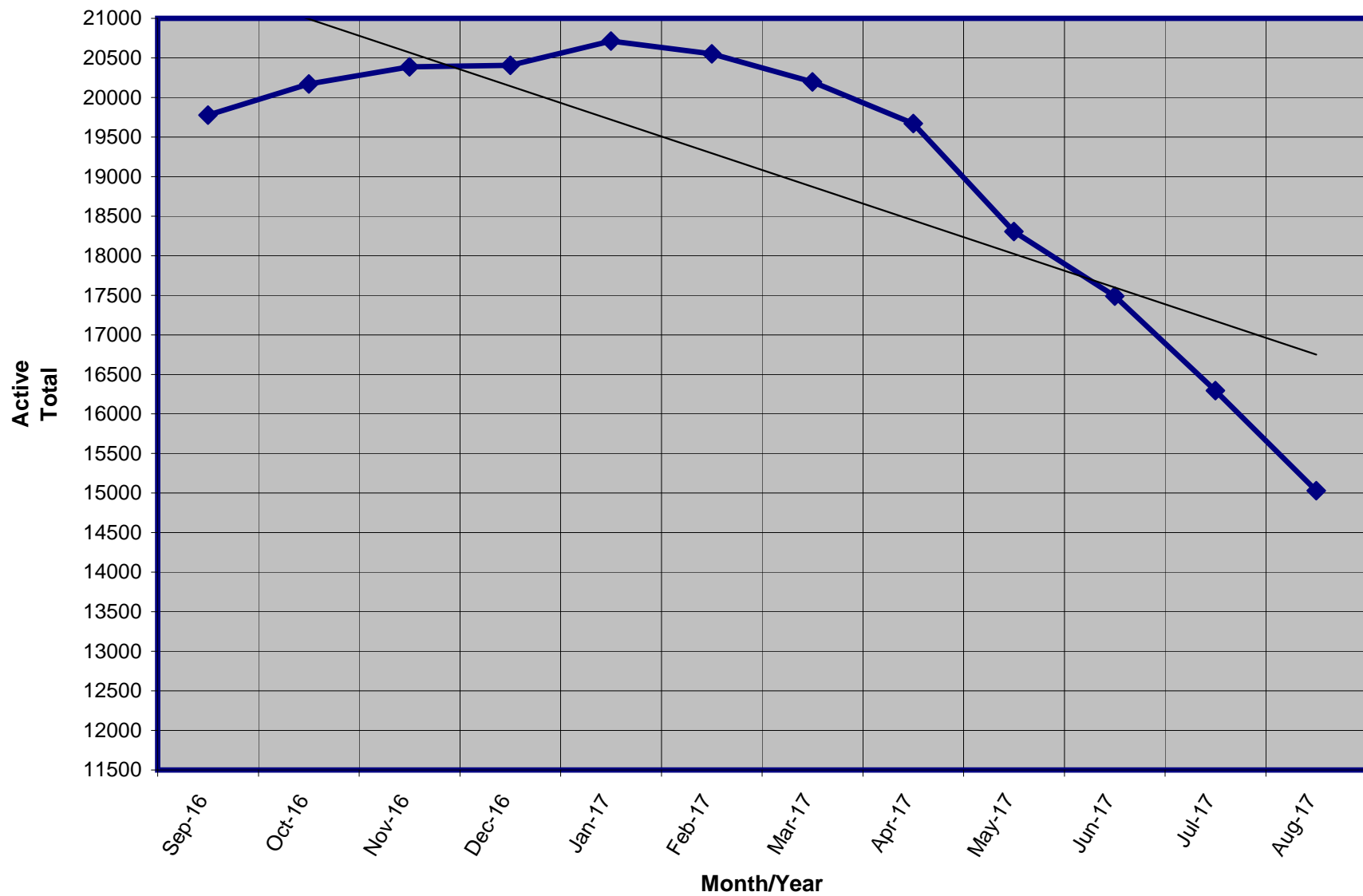
ACTIVE SUB (ACTIVE NON MEM) = Current Dues Paying or Lifetime Donors Who Have NOT Signed the Certificate (Formerly Called "Subscriber")

TOTAL ACTIVE = Current Dues Paying or Lifetime Donor

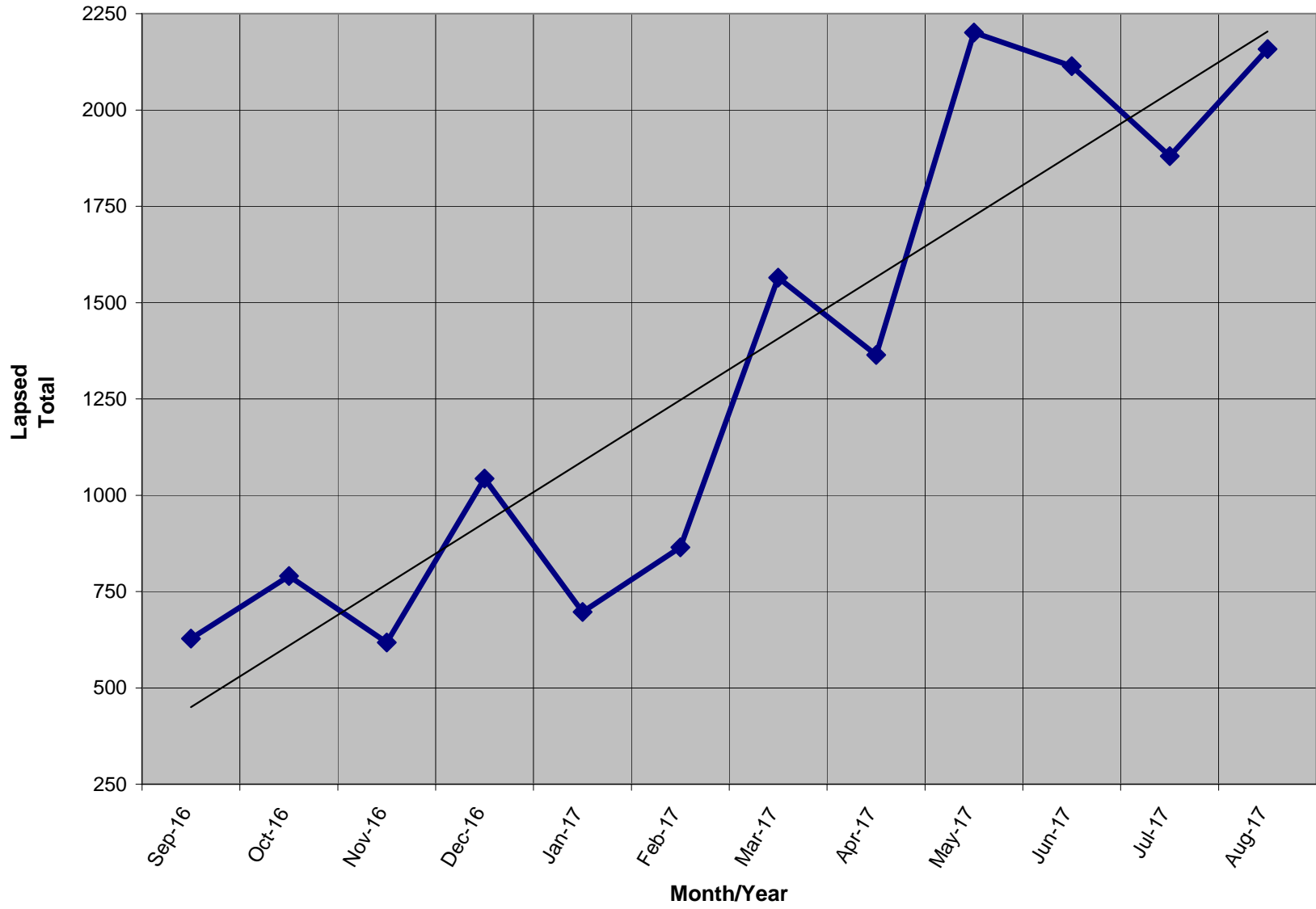
BSM = By Law Definition of "Sustaining Member" and number used for delegate count

(Art 5-3: "Sustaining member" is any Party member who has given at least \$25 to the Party in the prior twelve months, or who is a life member.)

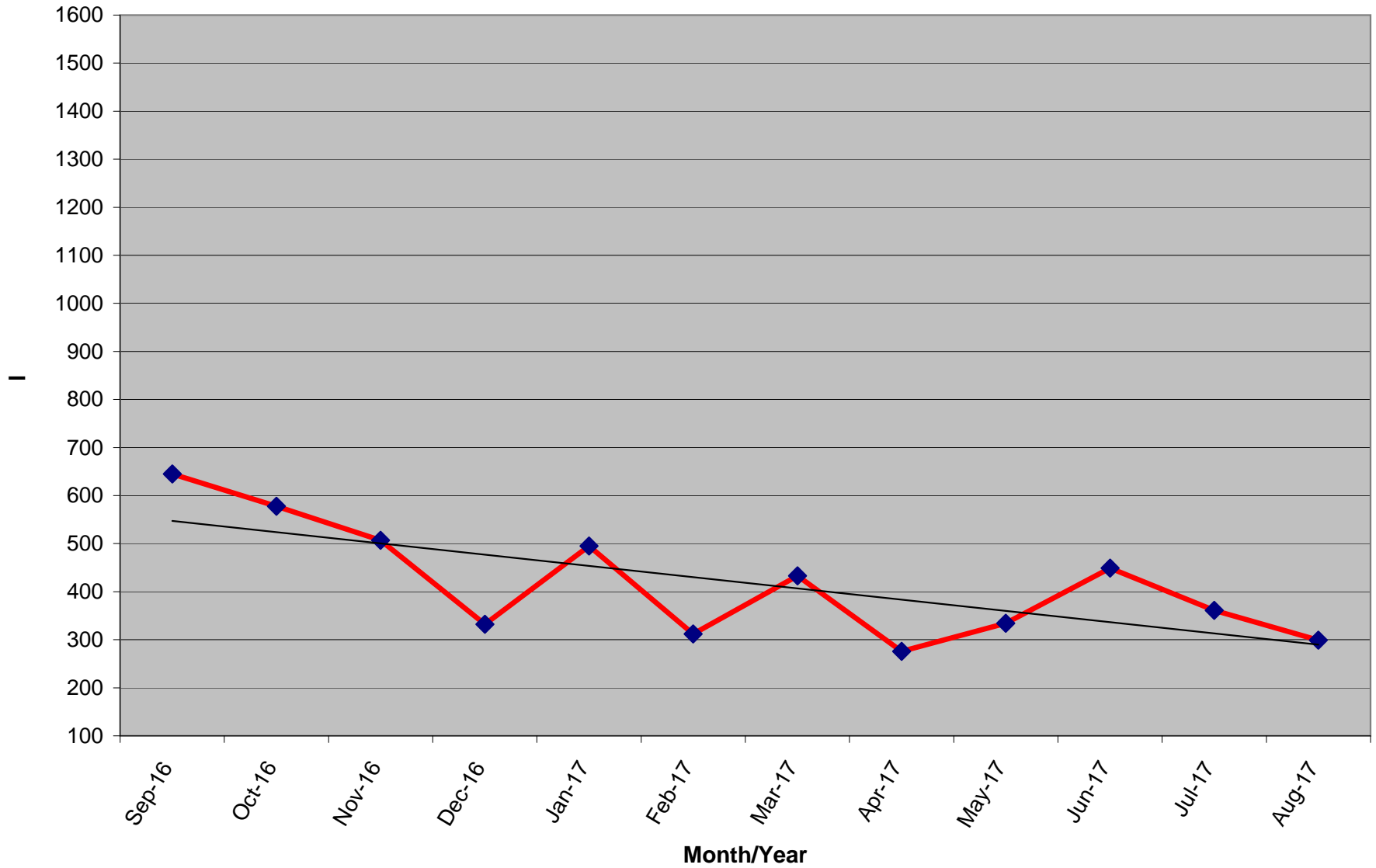
Active Donors - Past 12 Months



Lapsed - Dropped - Donors - Past 12 Months



New Donors Past 12 Months



Renew Donors - Past 12 Months

