

# Libertarian National Committee - Membership Report

"Donor" Totals - Jan-16

## 4 Year & 12 Month Comparison

	Dec-12	Dec-13	Dec-14	Dec-15	Jan-15	Feb-15	Mar-15	Apr-15	May-15	Jun-15	Jul-15	Aug-15	Sep-15	Oct-15	Nov-15	Dec-15	Jan-16
Active w-MEM	13749	13670	12053	11184	11902	11988	11845	11837	11663	11640	11649	11708	11715	11399	11198	11184	11183
Active w/out MEM	1194	967	747	509	662	672	652	651	560	546	536	527	522	517	513	509	497
<b>Total Active Donors</b>	<b>14943</b>	<b>14637</b>	<b>12800</b>	<b>11693</b>	<b>12564</b>	<b>12660</b>	<b>12497</b>	<b>12488</b>	<b>12223</b>	<b>12186</b>	<b>12185</b>	<b>12235</b>	<b>12237</b>	<b>11916</b>	<b>11711</b>	<b>11693</b>	<b>11680</b>
<b>Percent Change</b>	<b>4.30%</b>	<b>-2.05%</b>	<b>-12.55%</b>	<b>-0.15%</b>	<b>-1.84%</b>	<b>0.76%</b>	<b>-1.29%</b>	<b>-0.07%</b>	<b>-2.12%</b>	<b>-0.30%</b>	<b>-0.01%</b>	<b>0.41%</b>	<b>0.02%</b>	<b>-2.62%</b>	<b>-1.72%</b>	<b>-0.15%</b>	<b>-0.11%</b>
Lapsed/Drop MEM	1381	1245	1733	909	863	619	972	671	718	484	595	555	568	1044	679	909	663
Lapse w/out MEM	76	82	203	30	138	32	53	25	101	33	27	30	28	46	29	30	44
<b>Lapsed/Drop Total</b>	<b>1457</b>	<b>1327</b>	<b>1936</b>	<b>939</b>	<b>1001</b>	<b>651</b>	<b>1025</b>	<b>696</b>	<b>819</b>	<b>517</b>	<b>622</b>	<b>585</b>	<b>596</b>	<b>1090</b>	<b>708</b>	<b>939</b>	<b>707</b>
<b>Percent Change</b>	<b>0.28%</b>	<b>-8.92%</b>	<b>45.89%</b>	<b>32.63%</b>	<b>-48.30%</b>	<b>-34.97%</b>	<b>57.45%</b>	<b>-32.10%</b>	<b>17.67%</b>	<b>-36.87%</b>	<b>20.31%</b>	<b>-5.95%</b>	<b>1.88%</b>	<b>82.89%</b>	<b>-35.05%</b>	<b>32.63%</b>	<b>-24.71%</b>
New Donors w-MEM	240	267	110	103	126	111	141	104	70	110	107	137	103	87	104	103	145
New w/out MEM	38	168	6	6	8	11	5	2	4	3	5	10	12	10	10	6	3
<b>New Total</b>	<b>278</b>	<b>435</b>	<b>116</b>	<b>109</b>	<b>134</b>	<b>122</b>	<b>146</b>	<b>106</b>	<b>74</b>	<b>113</b>	<b>112</b>	<b>147</b>	<b>115</b>	<b>97</b>	<b>114</b>	<b>109</b>	<b>148</b>
<b>Percent Change</b>	<b>-1.42%</b>	<b>56.47%</b>	<b>-73.33%</b>	<b>-4.39%</b>	<b>15.52%</b>	<b>-8.96%</b>	<b>19.67%</b>	<b>-27.40%</b>	<b>-30.19%</b>	<b>52.70%</b>	<b>-0.88%</b>	<b>31.25%</b>	<b>-21.77%</b>	<b>-15.65%</b>	<b>17.53%</b>	<b>-4.39%</b>	<b>35.78%</b>
Renewed w-MEM	708	966	729	792	586	594	688	559	474	351	497	477	472	641	374	792	517
Renewed w/out MEM	57	55	14	20	45	31	28	22	6	16	12	11	11	31	15	20	29
<b>Total Renewals</b>	<b>765</b>	<b>1021</b>	<b>743</b>	<b>812</b>	<b>631</b>	<b>625</b>	<b>716</b>	<b>581</b>	<b>480</b>	<b>367</b>	<b>509</b>	<b>488</b>	<b>483</b>	<b>672</b>	<b>389</b>	<b>812</b>	<b>546</b>
<b>Percent Change</b>	<b>-20.40%</b>	<b>33.46%</b>	<b>-27.23%</b>	<b>108.74%</b>	<b>-15.07%</b>	<b>-0.95%</b>	<b>14.56%</b>	<b>-18.85%</b>	<b>-17.38%</b>	<b>-23.54%</b>	<b>38.69%</b>	<b>-4.13%</b>	<b>-1.02%</b>	<b>39.13%</b>	<b>-42.11%</b>	<b>108.74%</b>	<b>-32.76%</b>
<b>Total "MEM"</b>	<b>126900</b>	<b>130507</b>	<b>133400</b>	<b>135197</b>	<b>133568</b>	<b>133983</b>	<b>134147</b>	<b>134278</b>	<b>134338</b>	<b>134470</b>	<b>134618</b>	<b>134779</b>	<b>134870</b>	<b>134974</b>	<b>135104</b>	<b>135197</b>	<b>135417</b>
<b>Percent Change</b>	<b>4.14%</b>	<b>2.84%</b>	<b>2.22%</b>	<b>0.07%</b>	<b>0.13%</b>	<b>0.31%</b>	<b>0.12%</b>	<b>0.10%</b>	<b>0.04%</b>	<b>0.10%</b>	<b>0.11%</b>	<b>0.12%</b>	<b>0.07%</b>	<b>0.08%</b>	<b>0.10%</b>	<b>0.07%</b>	<b>0.16%</b>
<b>Total "LIFETIME"</b>	<b>2208</b>	<b>2295</b>	<b>2446</b>	<b>2458</b>	<b>2447</b>	<b>2447</b>	<b>2451</b>	<b>2455</b>	<b>2455</b>	<b>2455</b>	<b>2455</b>	<b>2456</b>	<b>2456</b>	<b>2456</b>	<b>2457</b>	<b>2458</b>	<b>2459</b>
<b>Total "BSM"</b>	<b>13824</b>	<b>13869</b>	<b>12526</b>	<b>11045</b>	<b>12294</b>	<b>12260</b>	<b>12122</b>	<b>12040</b>	<b>11722</b>	<b>11723</b>	<b>11625</b>	<b>11612</b>	<b>11593</b>	<b>11247</b>	<b>11173</b>	<b>11045</b>	<b>11112</b>

## Last Year vs. This Year

	Jan-15	Jan-16	Change	12 Mo Ave		
Active w-MEM	11902	11183	-6.04%	11584	<u>Active Donors w-MEM =</u>	11183
Active w/out MEM	662	497	-24.92%	559	<u>Lapsed &amp; Zero Dues MEM =</u>	124234
<b>Total Active Donors</b>	<b>12564</b>	<b>11680</b>	<b>-7.04%</b>	<b>12143</b>	<u>Total "MEM" w-Signed Certificate =</u>	<u>135417</u>
Lapsed/Dropped	1001	707	-29.37%	746	<u>Member Signed Certificate =</u>	<u>"MEM"</u>
New Donors	134	148	10.45%	117	<u>Total "BSM" =</u>	<u>11112</u>
Renewals	631	546	-13.47%	556	<u>Bylaws Defined Sustaining Member =</u>	<u>"BSM"</u>

**Jan-16 MEMBERSHIP BY STATE --- ACTIVE AND NON ACTIVE**

<u>STATE</u>	<u>TOTAL "MEM"</u>	<u>ACTIVE "MEM"</u>	<u>ACTIVE "SUB"</u>	<u>TOTAL "ACTIVE"</u>	<u>TOTAL "BSM"</u>
AK	672	54	2	56	56
AL	1738	154	0	154	152
AR	899	71	4	75	74
AZ	3201	271	12	283	271
CA	19374	1494	78	1572	1503
CO	3716	361	12	373	359
CT	1485	133	8	141	129
DC	373	26	3	29	26
DE	385	29	1	30	29
FL	8016	640	29	669	640
GA	5924	330	10	340	327
HI	532	53	2	55	50
IA	1030	116	5	121	116
ID	761	54	1	55	54
IL	4502	383	25	408	379
IN	3210	329	9	338	325
KS	1240	126	3	129	127
KY	1195	107	3	110	102
LA	1093	117	3	120	114
MA	2836	185	12	197	181
MD	2462	231	11	242	230
ME	811	52	2	54	52
MI	5199	370	13	383	367
MN	2048	162	10	172	163
MO	2361	195	11	206	195
MS	718	82	1	83	80

<u>STATE</u>	<u>TOTAL "MEM"</u>	<u>ACTIVE "MEM"</u>	<u>ACTIVE "SUB"</u>	<u>TOTAL "ACTIVE"</u>	<u>TOTAL "BSM"</u>
MT	512	45	1	46	43
NC	3369	274	9	283	272
ND	231	37	1	38	37
NE	666	61	1	62	57
NH	1362	123	7	130	122
NJ	3082	249	12	261	251
NM	1117	87	9	96	84
NV	1919	156	6	162	155
NY	5017	498	26	524	497
OH	5223	496	15	511	494
OK	1042	82	6	88	83
OR	2209	135	9	144	130
PA	5940	443	20	463	438
RI	314	29	1	30	28
SC	1730	129	5	134	130
SD	259	34	0	34	35
TN	2400	186	3	189	186
TX	9085	802	39	841	791
UT	1157	78	6	84	78
VA	4724	473	16	489	465
VT	397	29	2	31	28
WA	4348	313	17	330	310
WI	1954	169	7	176	170
WV	607	38	0	38	37
WY	315	29	0	29	28
XX	657	63	9	72	62

	<u>TOTAL "MEM"</u>	<u>ACTIVE "MEM"</u>	<u>ACTIVE "SUB"</u>	<u>TOTAL "ACTIVE"</u>	<u>TOTAL "BSM"</u>
<b>TOTALS</b>	<b>135417</b>	<b>11183</b>	<b>497</b>	<b>11680</b>	<b>11112</b>

**DEFINITIONS: MEM = Member Signed Certificate**

**Total MEM = Total # Constituents Per State w-Member Signed Certificate**

**ACTIVE MEM = Current Dues Paying or Lifetime Donor w-Signed Certificate**

**ACTIVE SUB (ACTIVE NON MEM) = Current Dues Paying or Lifetime Donors Who Have NOT Signed the Certificate (Formerly Called "Subscriber")**

**TOTAL ACTIVE = Current Dues Paying or Lifetime Donor**

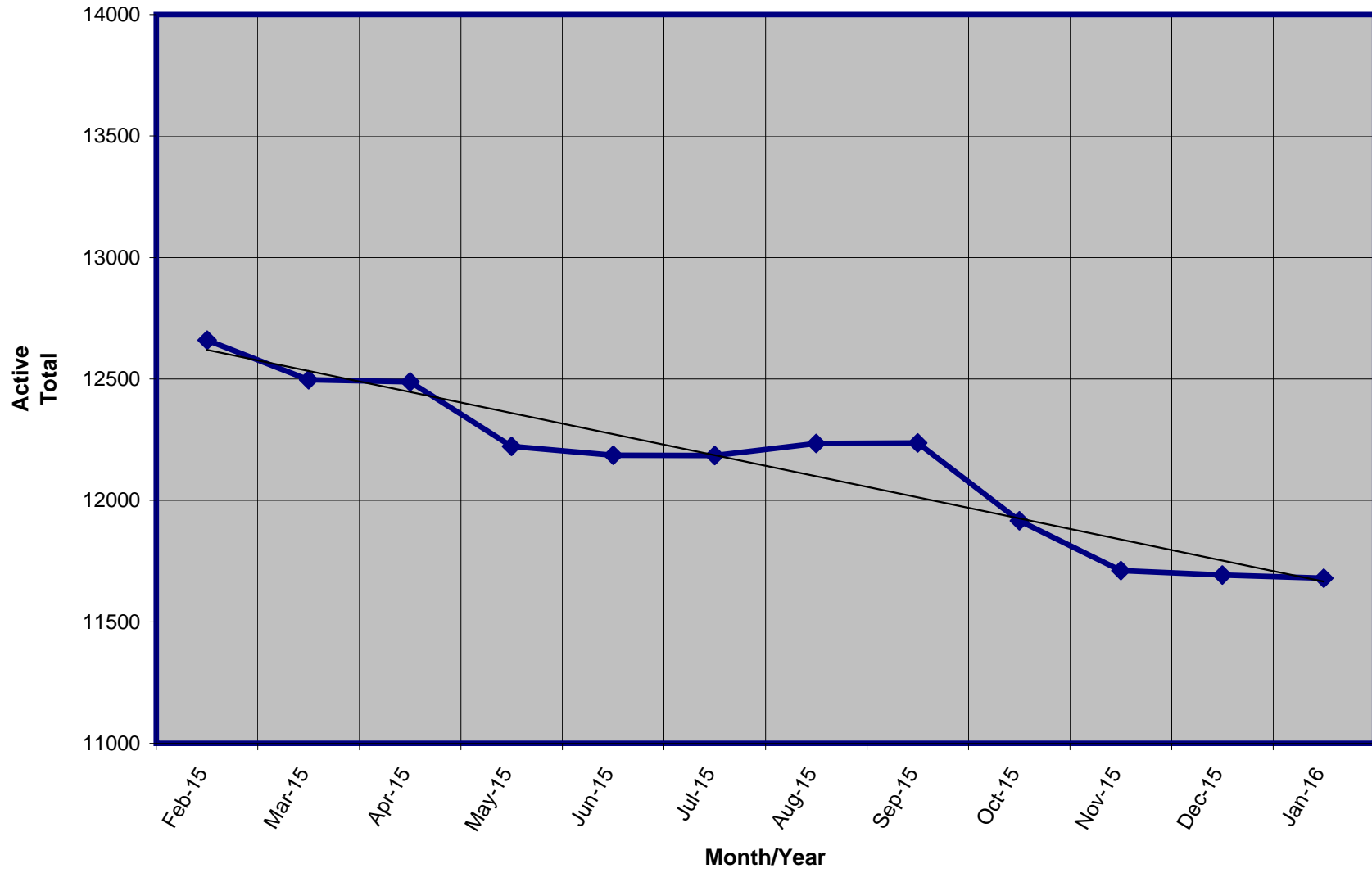
**BSM = By Law Definition of "Sustaining Member" and number used for delegate count**

**(Art 5-3: "Sustaining member" is any Party member who has given at least \$25 to the Party in the prior twelve months, or who is a life member.)**

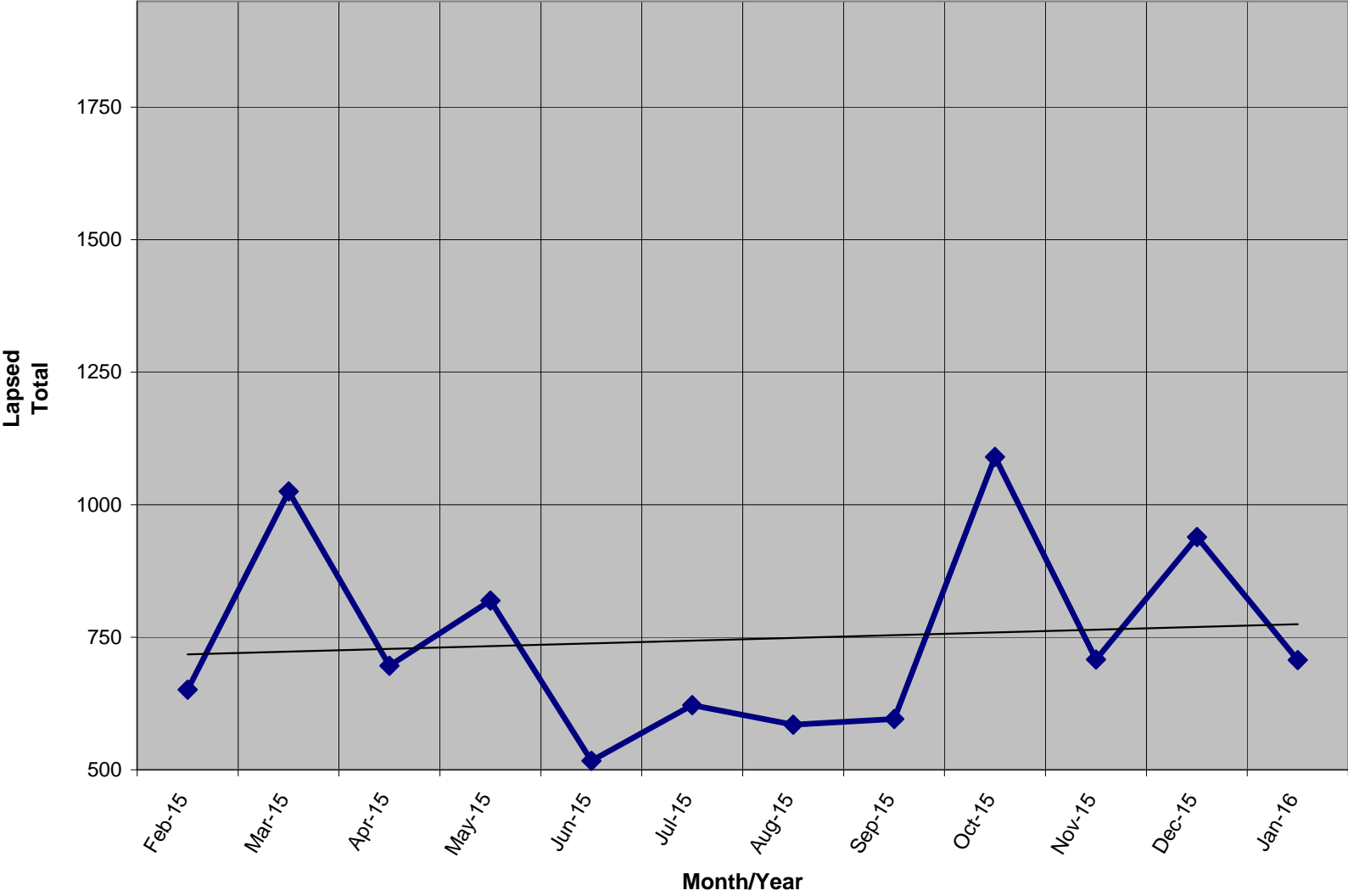
**SUSTAINING MEMBERSHIP STATE RANKINGS - "BSM"**

<u>State</u>	<u>Total BSM</u>	<u>Rank</u>	<u>State</u>	<u>Total BSM</u>	<u>Rank</u>
CA	1503	1	CT	129	27
TX	791	2	KS	127	28
FL	640	3	NH	122	29
NY	497	4	IA	116	30
OH	494	5	LA	114	31
VA	465	6	KY	102	32
PA	438	7	NM	84	33
IL	379	8	OK	83	34
MI	367	9	MS	80	35
CO	359	10	UT	78	36
GA	327	11	AR	74	37
IN	325	12	NE	57	38
WA	310	13	AK	56	39
NC	272	14	ID	54	40
AZ	271	15	ME	52	41
NJ	251	16	HI	50	42
MD	230	17	MT	43	43
MO	195	18	ND	37	44
TN	186	19	WV	37	45
MA	181	20	SD	35	46
WI	170	21	DE	29	47
MN	163	22	RI	28	48
NV	155	23	VT	28	49
AL	152	24	WY	28	50
OR	130	25	DC	26	51
SC	130	26	XX	62	52

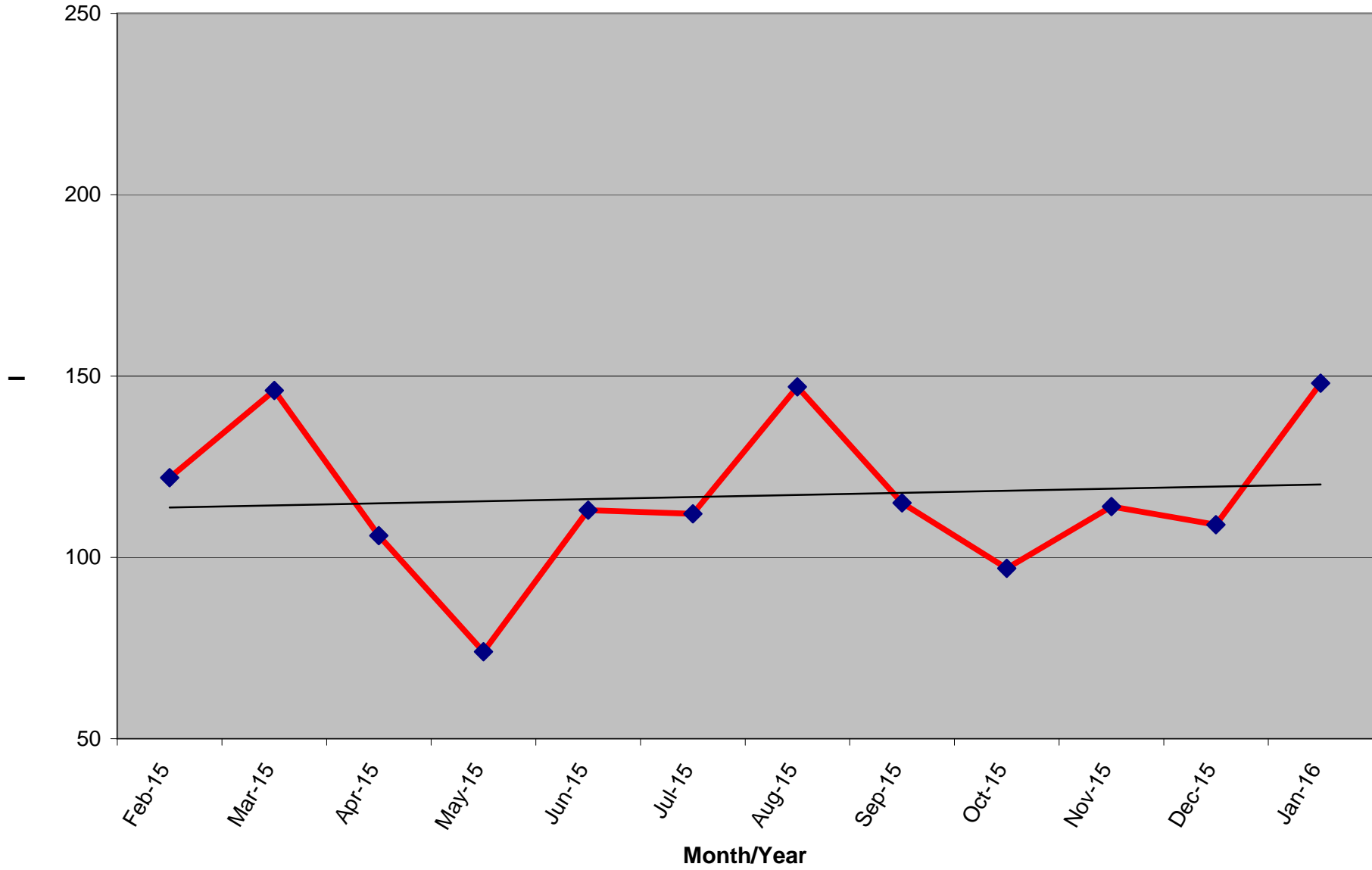
Active Donors - Past 12 Months



Lapsed - Dropped - Donors - Past 12 Months



New Donors Past 12 Months



**Renew Donors - Past 12 Months**

