

Libertarian National Committee - Membership Report

"Donor" Totals - Mar-16

4 Year & 12 Month Comparison

	Dec-12	Dec-13	Dec-14	Dec-15	Mar-15	Apr-15	May-15	Jun-15	Jul-15	Aug-15	Sep-15	Oct-15	Nov-15	Dec-15	Jan-16	Feb-16	Mar-16
Active w-MEM	13749	13670	12053	11184	11845	11837	11663	11640	11649	11708	11715	11399	11198	11184	11183	11413	11824
Active w/out MEM	1194	967	747	509	652	651	560	546	536	527	522	517	513	509	497	514	507
Total Active Donors	14943	14637	12800	11693	12497	12488	12223	12186	12185	12235	12237	11916	11711	11693	11680	11927	12331
Percent Change	4.30%	-2.05%	-12.55%	-0.15%	-1.29%	-0.07%	-2.12%	-0.30%	-0.01%	0.41%	0.02%	-2.62%	-1.72%	-0.15%	-0.11%	2.11%	3.39%
Lapsed/Drop MEM	1381	1245	1733	909	972	671	718	484	595	555	568	1044	679	909	663	612	837
Lapse w/out MEM	76	82	203	30	53	25	101	33	27	30	28	46	29	30	44	40	41
Lapsed/Drop Total	1457	1327	1936	939	1025	696	819	517	622	585	596	1090	708	939	707	652	878
Percent Change	0.28%	-8.92%	45.89%	32.63%	57.45%	-32.10%	17.67%	-36.87%	20.31%	-5.95%	1.88%	82.89%	-35.05%	32.63%	-24.71%	-7.78%	34.66%
New Donors w-MEM	240	267	110	103	141	104	70	110	107	137	103	87	104	103	145	308	524
New w/out MEM	38	168	6	6	5	2	4	3	5	10	12	10	10	6	3	15	22
New Total	278	435	116	109	146	106	74	113	112	147	115	97	114	109	148	323	546
Percent Change	-1.42%	56.47%	-73.33%	-4.39%	19.67%	-27.40%	-30.19%	52.70%	-0.88%	31.25%	-21.77%	-15.65%	17.53%	-4.39%	35.78%	118.24%	69.04%
Renewed w-MEM	708	966	729	792	688	559	474	351	497	477	472	641	374	792	517	534	724
Renewed w/out MEM	57	55	14	20	28	22	6	16	12	11	11	31	15	20	29	42	12
Total Renewals	765	1021	743	812	716	581	480	367	509	488	483	672	389	812	546	576	736
Percent Change	-20.40%	33.46%	-27.23%	108.74%	14.56%	-18.85%	-17.38%	-23.54%	38.69%	-4.13%	-1.02%	39.13%	-42.11%	108.74%	-32.76%	5.49%	27.78%
Total "MEM"	126900	130507	133400	135197	134147	134278	134338	134470	134618	134779	134870	134974	135104	135197	135417	135980	136797
Percent Change	4.14%	2.84%	2.22%	0.07%	0.12%	0.10%	0.04%	0.10%	0.11%	0.12%	0.07%	0.08%	0.10%	0.07%	0.16%	0.42%	0.60%
Total "LIFETIME"	2208	2295	2446	2458	2451	2455	2455	2455	2455	2456	2456	2456	2457	2458	2459	2461	2461
Total "BSM"	13824	13869	12526	11045	12122	12040	11722	11723	11625	11612	11593	11247	11173	11045	11112	11400	11768

Last Year vs. This Year

	Mar-15	Mar-16	Change	12 Mo Ave		
Active w-MEM	11845	11824	-0.18%	11534	<u>Active Donors w-MEM =</u>	11824
Active w/out MEM	652	507	-22.24%	533	<u>Lapsed & Zero Dues MEM =</u>	124973
Total Active Donors	12497	12331	-1.33%	12068	<u>Total "MEM" w-Signed Certificate =</u>	<u>136797</u>
Lapsed/Dropped	1025	878	-14.34%	734	<u>Member Signed Certificate =</u>	<u>"MEM"</u>
New Donors	146	546	273.97%	167	<u>Total "BSM" =</u>	<u>11768</u>
Renewals	716	736	2.79%	553	<u>Bylaws Defined Sustaining Member =</u>	<u>"BSM"</u>

Mar-16 MEMBERSHIP BY STATE --- ACTIVE AND NON ACTIVE

<u>STATE</u>	<u>TOTAL "MEM"</u>	<u>ACTIVE "MEM"</u>	<u>ACTIVE "SUB"</u>	<u>TOTAL "ACTIVE"</u>	<u>TOTAL "BSM"</u>
AK	675	56	0	56	58
AL	1771	170	2	172	167
AR	907	77	1	78	76
AZ	3220	280	11	291	280
CA	19449	1512	75	1587	1518
CO	3746	362	13	375	356
CT	1498	139	9	148	139
DC	393	23	3	26	28
DE	387	28	2	30	28
FL	8102	688	30	718	696
GA	5973	355	10	365	354
HI	541	55	2	57	57
IA	1040	122	5	127	121
ID	769	55	1	56	55
IL	4555	418	24	442	416
IN	3266	363	12	375	361
KS	1252	134	3	137	134
KY	1206	116	2	118	110
LA	1112	130	4	134	131
MA	2853	194	11	205	189
MD	2498	241	13	254	239
ME	813	54	2	56	56
MI	5243	392	12	404	389
MN	2080	176	10	186	179
MO	2389	216	11	227	211
MS	738	88	1	89	86

<u>STATE</u>	<u>TOTAL "MEM"</u>	<u>ACTIVE "MEM"</u>	<u>ACTIVE "SUB"</u>	<u>TOTAL "ACTIVE"</u>	<u>TOTAL "BSM"</u>
MT	517	49	1	50	48
NC	3412	297	12	309	293
ND	236	37	2	39	38
NE	676	69	2	71	66
NH	1373	132	8	140	129
NJ	3105	253	13	266	256
NM	1128	90	9	99	87
NV	1928	159	7	166	157
NY	5083	537	25	562	526
OH	5285	516	16	532	518
OK	1063	101	6	107	101
OR	2223	140	10	150	136
PA	5983	450	19	469	447
RI	315	28	0	28	28
SC	1768	153	6	159	154
SD	262	30	0	30	31
TN	2422	199	4	203	198
TX	9186	856	38	894	844
UT	1172	92	5	97	93
VA	4816	501	18	519	498
VT	403	28	3	31	27
WA	4383	334	16	350	330
WI	1985	191	8	199	192
WV	615	41	1	42	41
WY	317	32	0	32	32
XX	665	65	9	74	64

	<u>TOTAL "MEM"</u>	<u>ACTIVE "MEM"</u>	<u>ACTIVE "SUB"</u>	<u>TOTAL "ACTIVE"</u>	<u>TOTAL "BSM"</u>
TOTALS	136797	11824	507	12331	11768

DEFINITIONS: MEM = Member Signed Certificate

Total MEM = Total # Constituents Per State w-Member Signed Certificate

ACTIVE MEM = Current Dues Paying or Lifetime Donor w-Signed Certificate

ACTIVE SUB (ACTIVE NON MEM) = Current Dues Paying or Lifetime Donors Who Have NOT Signed the Certificate (Formerly Called "Subscriber")

TOTAL ACTIVE = Current Dues Paying or Lifetime Donor

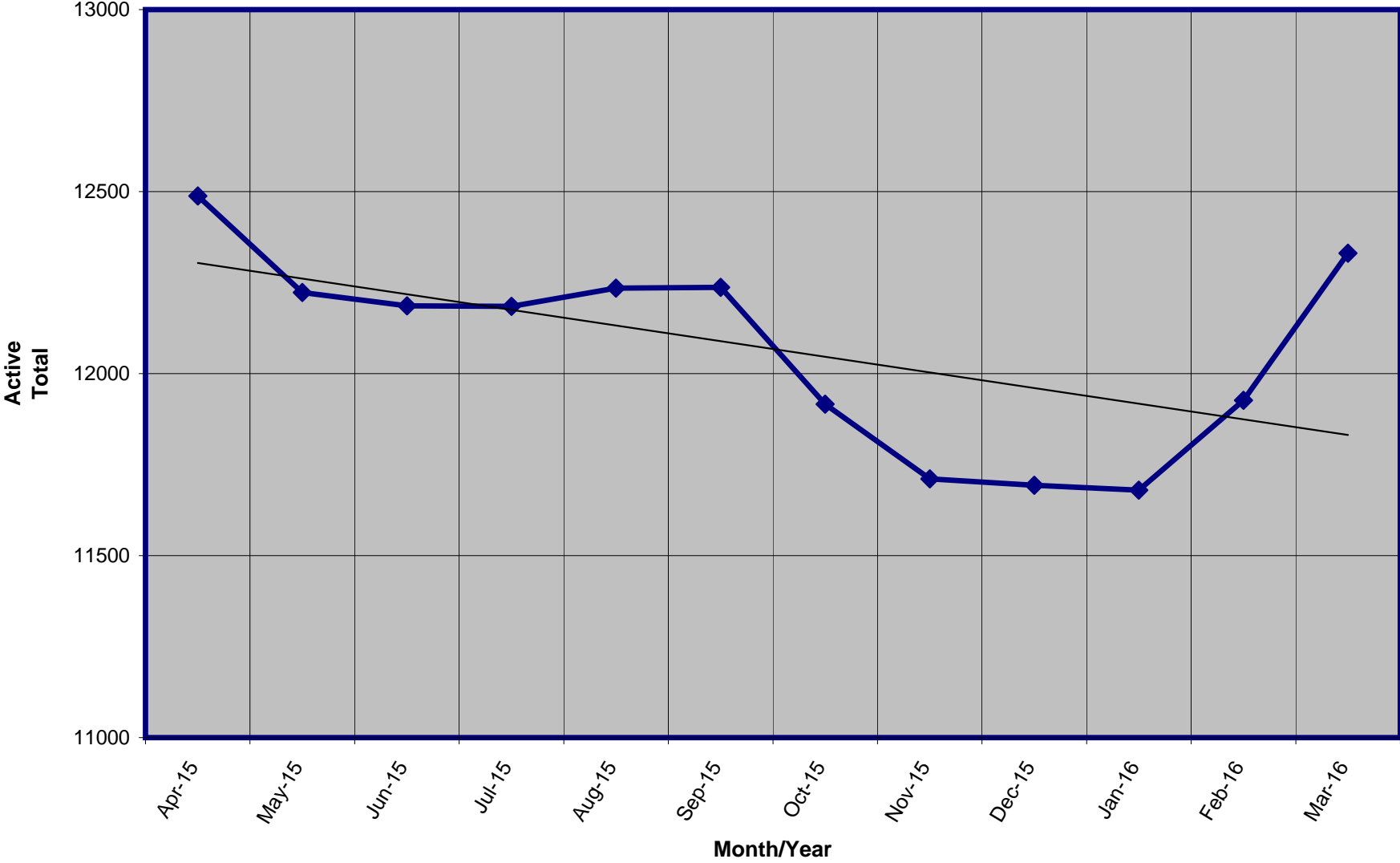
BSM = By Law Definition of "Sustaining Member" and number used for delegate count

(Art 5-3: "Sustaining member" is any Party member who has given at least \$25 to the Party in the prior twelve months, or who is a life member.)

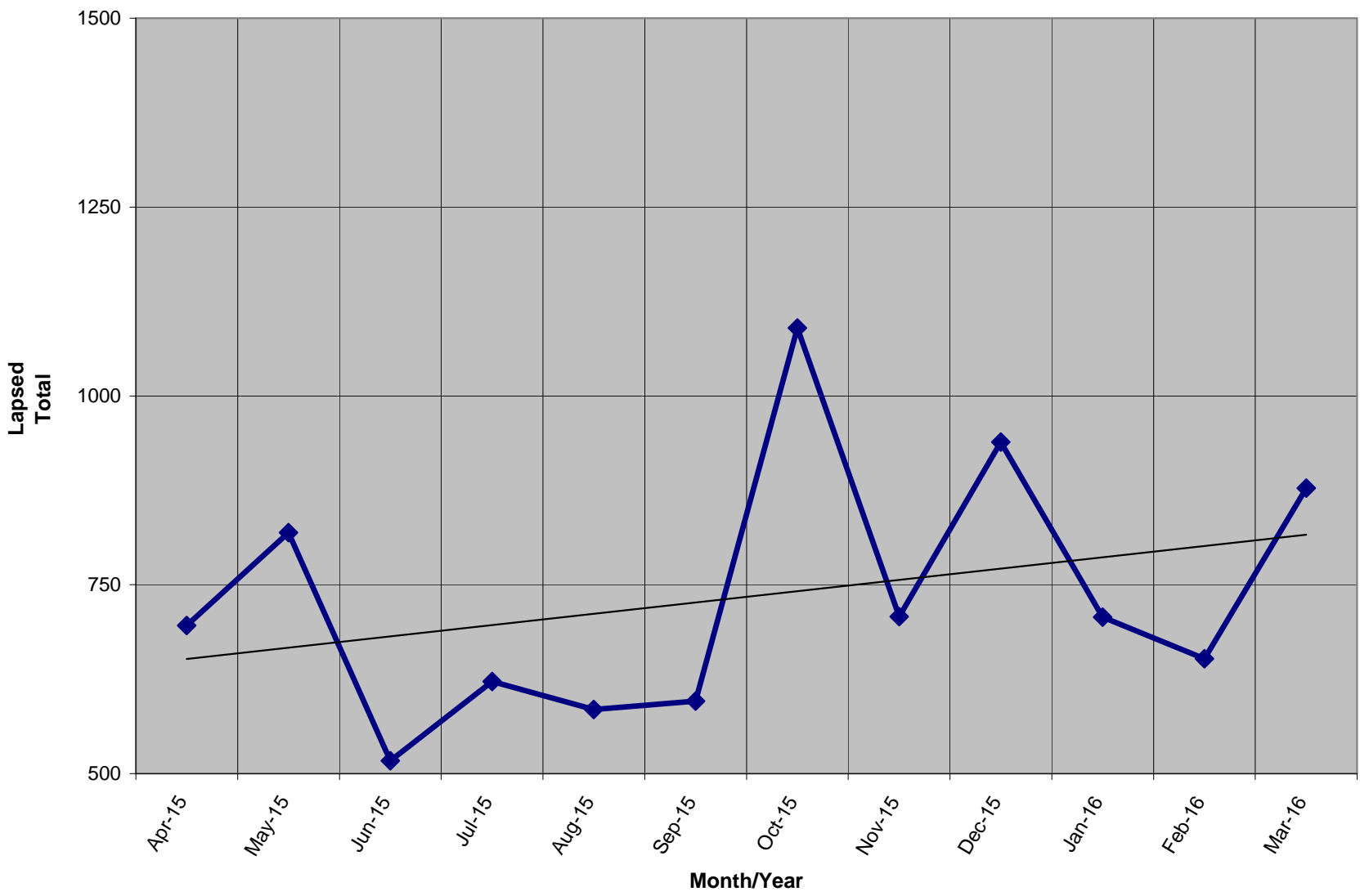
SUSTAINING MEMBERSHIP STATE RANKINGS - "BSM"

<u>State</u>	<u>Total BSM</u>	<u>Rank</u>	<u>State</u>	<u>Total BSM</u>	<u>Rank</u>
CA	1518	1	OR	136	27
TX	844	2	KS	134	28
FL	696	3	LA	131	29
NY	526	4	NH	129	30
OH	518	5	IA	121	31
VA	498	6	KY	110	32
PA	447	7	OK	101	33
IL	416	8	UT	93	34
MI	389	9	NM	87	35
IN	361	10	MS	86	36
CO	356	11	AR	76	37
GA	354	12	NE	66	38
WA	330	13	AK	58	39
NC	293	14	HI	57	40
AZ	280	15	ME	56	41
NJ	256	16	ID	55	42
MD	239	17	MT	48	43
MO	211	18	WV	41	44
TN	198	19	ND	38	45
WI	192	20	WY	32	46
MA	189	21	SD	31	47
MN	179	22	DC	28	48
AL	167	23	DE	28	49
NV	157	24	RI	28	50
SC	154	25	VT	27	51
CT	139	26	XX	64	52

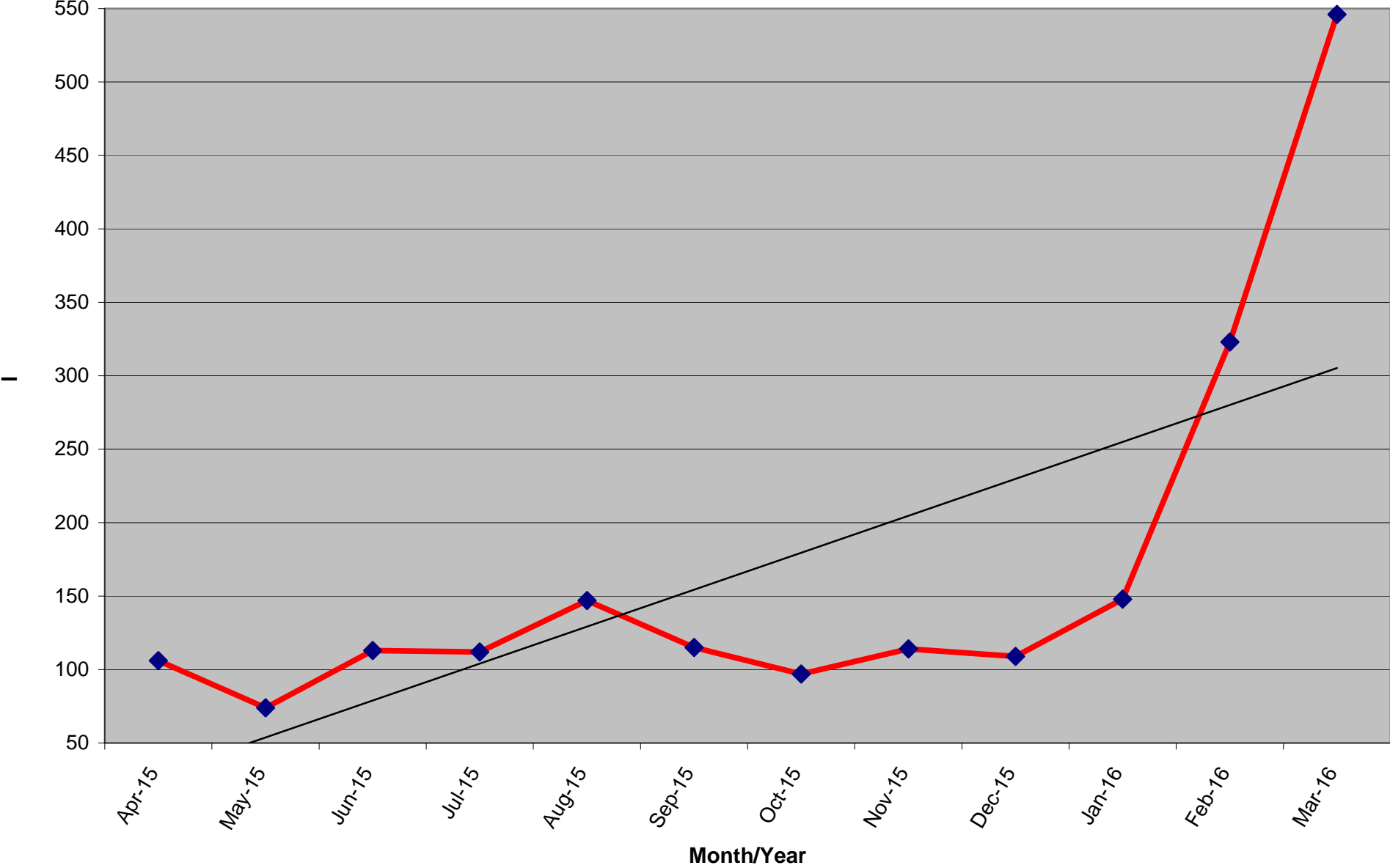
Active Donors - Past 12 Months



Lapsed - Dropped - Donors - Past 12 Months



New Donors Past 12 Months



Renew Donors - Past 12 Months

