

Libertarian National Committee - Membership Report

"Donor" Totals - Jun-15

4 Year & 12 Month Comparison

	Dec-11	Dec-12	Dec-13	Dec-14	Jun-14	Jul-14	Aug-14	Sep-14	Oct-14	Nov-14	Dec-14	Jan-15	Feb-15	Mar-15	Apr-15	May-15	Jun-15
Active w-MEM	13468	13749	13670	12053	14136	14260	14134	13734	13442	12947	12053	11902	11988	11845	11837	11663	11640
Active w/out MEM	859	1194	967	747	1146	1023	1018	990	944	930	747	662	672	652	651	560	546
Total Active Donors	14327	14943	14637	12800	15282	15283	15152	14724	14386	13877	12800	12564	12660	12497	12488	12223	12186
Percent Change	-4.92%	4.30%	-2.05%	-12.55%	-0.55%	0.01%	-0.86%	-2.82%	-2.30%	-3.54%	-7.76%	-1.84%	0.76%	-1.29%	-0.07%	-2.12%	-0.30%
Lapsed/Drop MEM	1379	1381	1245	1733	594	608	637	945	1385	1235	1733	863	619	972	671	718	484
Lapse w/out MEM	74	76	82	203	44	27	31	75	98	52	203	138	32	53	25	101	33
Lapsed/Drop Total	1453	1457	1327	1936	638	635	668	1020	1483	1287	1936	1001	651	1025	696	819	517
Percent Change	65.49%	0.28%	-8.92%	45.89%	-3.33%	-0.47%	5.20%	52.69%	45.39%	-13.22%	50.43%	-48.30%	-34.97%	57.45%	-32.10%	17.67%	-36.87%
New Donors w-MEM	256	240	267	110	125	148	153	94	235	208	110	126	111	141	104	70	110
New w/out MEM	26	38	168	6	27	5	18	17	10	2	6	8	11	5	2	4	3
New Total	282	278	435	116	152	153	171	111	245	210	116	134	122	146	106	74	113
Percent Change	80.77%	-1.42%	56.47%	-73.33%	-40.63%	0.66%	11.76%	-35.09%	120.72%	-14.29%	-44.76%	15.52%	-8.96%	19.67%	-27.40%	-30.19%	52.70%
Renewed w-MEM	900	708	966	729	393	584	358	451	858	532	729	586	594	688	559	474	351
Renewed w/out MEM	61	57	55	14	9	-101	8	30	42	36	14	45	31	28	22	6	16
Total Renewals	961	765	1021	743	402	483	366	481	900	568	743	631	625	716	581	480	367
Percent Change	-3.13%	-20.40%	33.46%	-27.23%	-32.32%	20.15%	-24.22%	31.42%	87.11%	-36.89%	30.81%	-15.07%	-0.95%	14.56%	-18.85%	-17.38%	-23.54%
Total "MEM"	121850	126900	130507	133400	132151	132475	132622	132736	133118	133314	133400	133568	133983	134147	134278	134338	134470
Percent Change	1.77%	4.14%	2.84%	2.22%	0.12%	0.25%	0.11%	0.09%	0.29%	0.15%	0.06%	0.13%	0.31%	0.12%	0.10%	0.04%	0.10%
Total "LIFETIME"	2142	2208	2295	2446	2377	2441	2443	2445	2445	2445	2446	2447	2447	2451	2455	2455	2455
Total "BSM"	13589	13824	13869	12526	14092	14158	13963	13533	13437	12778	12526	12294	12260	12122	12040	11722	11723
Last Year vs. This Year																	
Active w-MEM	14136	11640	Change	12 Mo Ave	11640	Active Donors w-MEM =											
Active w/out MEM	1146	546	-17.66%	12620	122830	Lapsed & Zero Dues MEM =											
Total Active Donors	15282	12186	-20.26%	783	134470	Total "MEM" w-Signed Certificate =											
Lapsed/Dropped	638	517	-18.97%	978	MEM" =												
New Donors	152	113	-25.66%	142	Total "BSM" =												
Renewals	402	367	-8.71%	578	BSM" =												

Jun-15 MEMBERSHIP BY STATE --- ACTIVE AND NON ACTIVE

STATE	TOTAL "MEM"	ACTIVE "MEM"	ACTIVE "SUB"	TOTAL "ACTIVE"	TOTAL "BSM"	STATE	TOTAL "MEM"	ACTIVE "MEM"	ACTIVE "SUB"	TOTAL "ACTIVE"	TOTAL "BSM"
AK	666	60	1	61	60	MT	510	50	3	53	54
AL	1725	148	3	151	149	NC	3351	303	10	313	300
AR	889	80	5	85	80	ND	221	30	1	31	30
AZ	3174	288	14	302	292	NE	657	71	2	73	72
CA	19302	1541	79	1620	1558	NH	1351	119	6	125	119
CO	3692	370	16	386	377	NJ	3070	257	14	271	257
CT	1477	142	8	150	143	NM	1117	97	8	105	96
DC	371	25	3	28	26	NV	1906	166	6	172	166
DE	381	27	2	29	27	NY	4972	507	31	538	516
FL	7954	666	42	708	673	OH	5193	522	16	538	521
GA	5888	343	13	356	342	OK	1025	83	1	84	82
HI	526	57	3	60	56	OR	2204	149	13	162	153
IA	1020	108	3	111	107	PA	5883	460	22	482	464
ID	758	54	2	56	55	RI	310	26	2	28	26
IL	4477	409	22	431	410	SC	1721	148	3	151	150
IN	3170	345	14	359	346	SD	254	33	1	34	33
KS	1227	126	2	128	128	TN	2383	200	2	202	204
KY	1176	111	4	115	115	TX	9000	816	40	856	812
LA	1078	114	6	120	115	UT	1145	78	6	84	79
MA	2821	192	10	202	188	VA	4696	513	19	532	519
MD	2445	241	13	254	241	VT	394	23	2	25	23
ME	801	54	3	57	53	WA	4322	326	17	343	333
MI	5174	388	11	399	389	WI	1937	175	8	183	176
MN	2024	164	8	172	166	WV	605	47	1	48	48
MO	2348	218	14	232	223	WY	313	24	1	25	25
MS	710	83	2	85	83	XX	656	63	8	71	63

	TOTAL "MEM"	ACTIVE "MEM"	ACTIVE "SUB"	TOTAL "ACTIVE"	TOTAL "BSM"
TOTALS	134470	11640	546	12186	11723

DEFINITIONS: MEM = Member Signed Certificate

Total MEM = Total # Constituents Per State w-Member Signed Certificate

ACTIVE MEM = Current Dues Paying or Lifetime Donor w-Signed Certificate

ACTIVE SUB (ACTIVE NON MEM) = Current Dues Paying or Lifetime Donors Who Have NOT Signed the Certificate (Formerly Called "Subscriber")

TOTAL ACTIVE = Current Dues Paying or Lifetime Donor

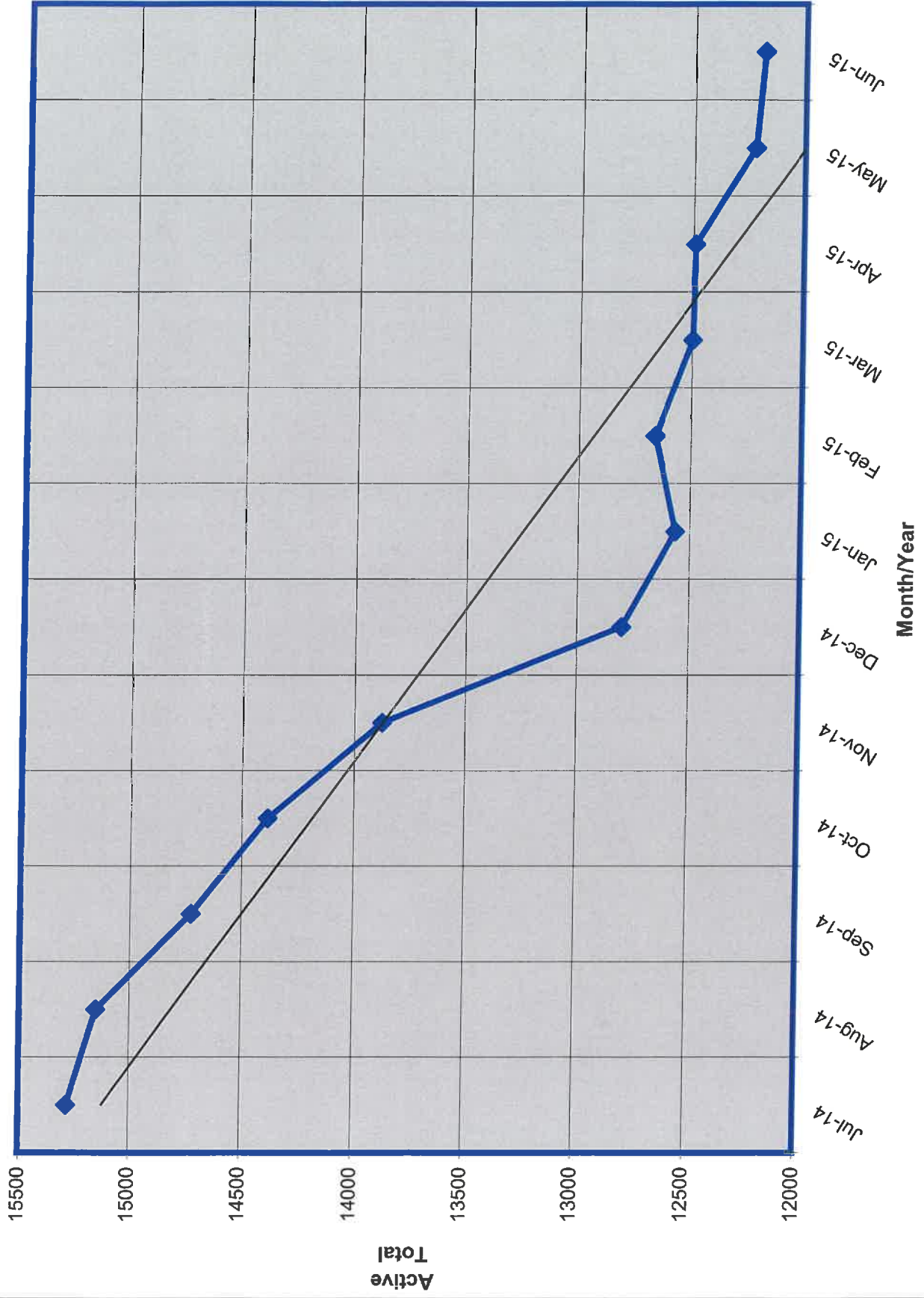
BSM = By Law Definition of "Sustaining Member" and number used for delegate count

(Art 5-3: "Sustaining member" is any Party member who has given at least \$25 to the Party in the prior twelve months, or who is a life member.)

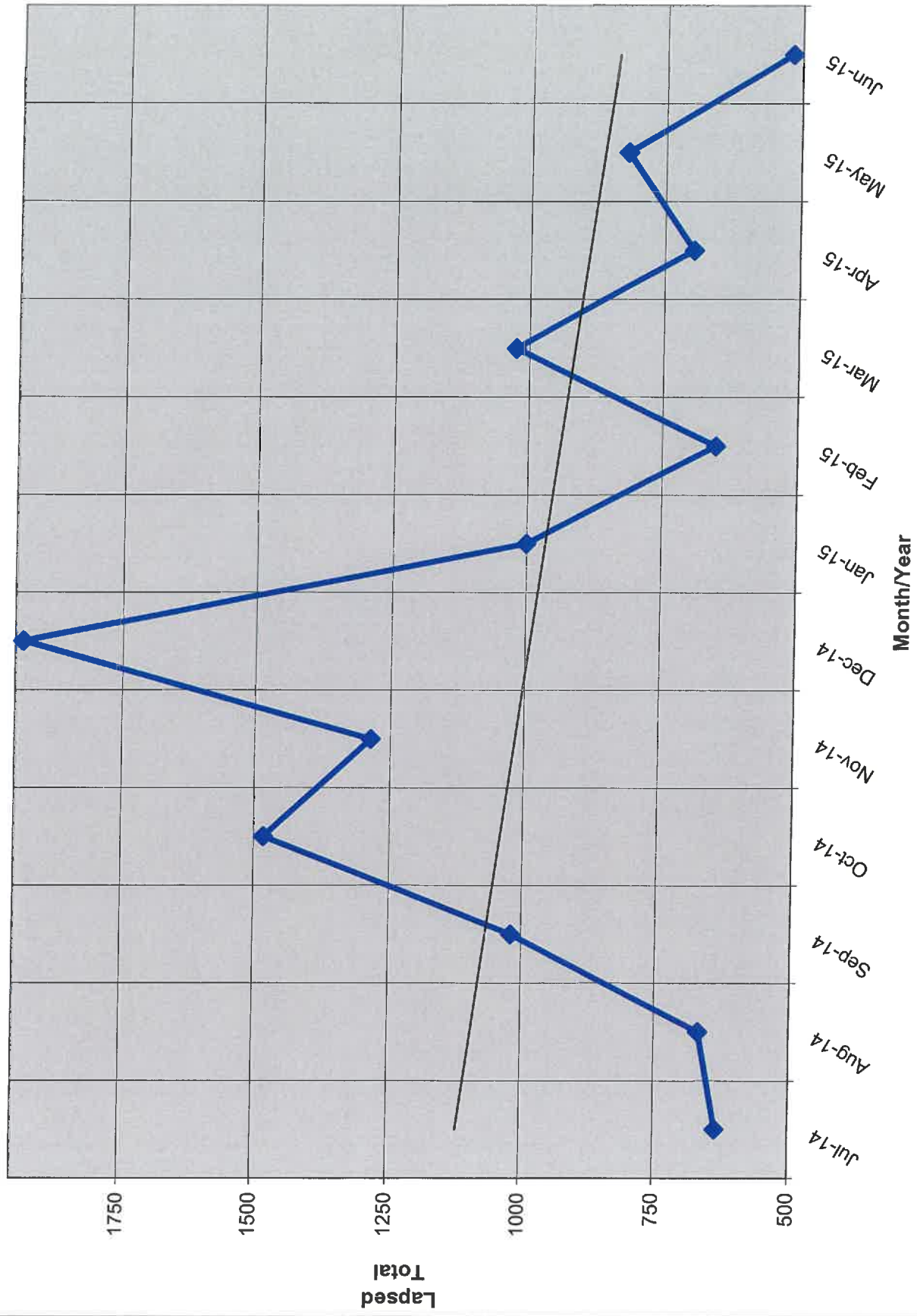
SUSTAINING MEMBERSHIP STATE RANKINGS - "BSM"

State	Total BSM	Rank	State	Total BSM	Rank
CA	1558	1	CT	143	27
TX	812	2	KS	128	28
FL	673	3	NH	119	29
OH	521	4	KY	115	30
VA	519	5	LA	115	31
NY	516	6	IA	107	32
PA	464	7	NM	96	33
IL	410	8	MS	83	34
MI	389	9	OK	82	35
CO	377	10	AR	80	36
IN	346	11	UT	79	37
GA	342	12	NE	72	38
WA	333	13	AK	60	39
NC	300	14	HI	56	40
AZ	292	15	ID	55	41
NJ	257	16	MT	54	42
MD	241	17	ME	53	43
MO	223	18	WV	48	44
TN	204	19	SD	33	45
MA	188	20	ND	30	46
WI	176	21	DE	27	47
MN	166	22	DC	26	48
NV	166	23	RI	26	49
OR	153	24	WY	25	50
SC	150	25	VT	23	51
AL	149	26	XX	63	52

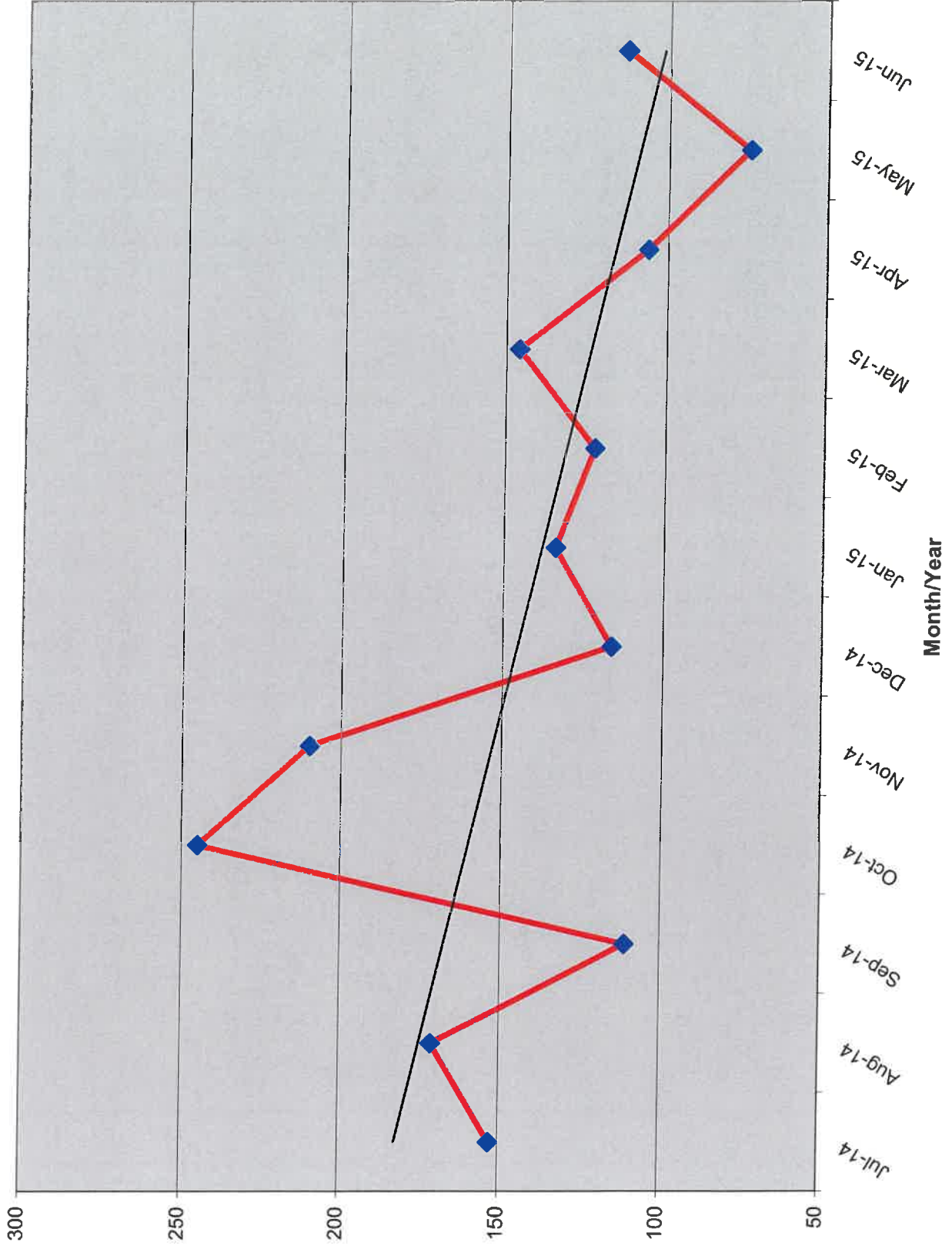
Active Donors - Past 12 Months



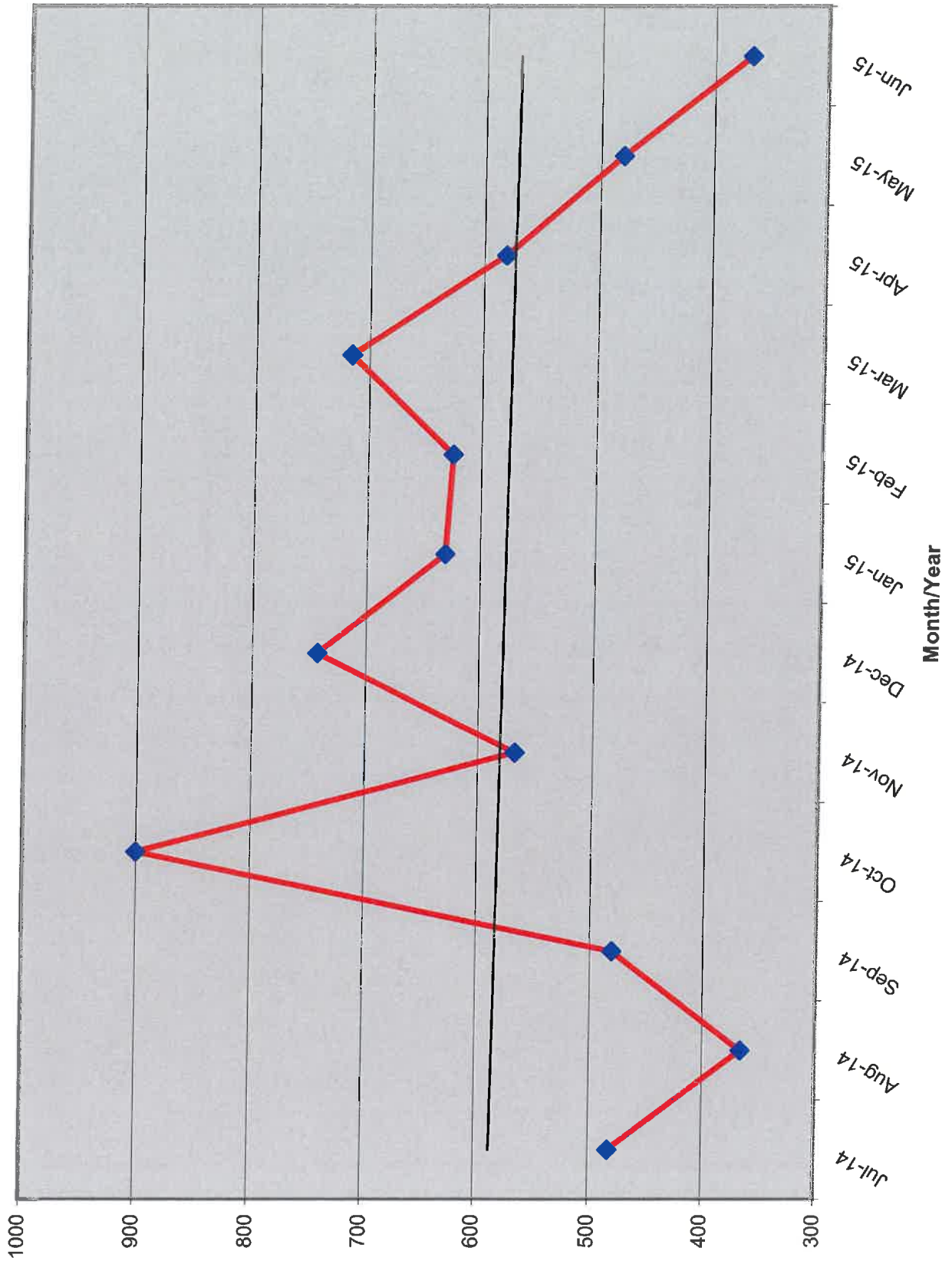
Lapsed - Dropped - Donors - Past 12 Months



New Donors Past 12 Months



Renew Donors - Past 12 Months



Life Members Increase by Month

