

Libertarian National Committee - Membership Report

"Donor" Totals - Jun-09

18 Month Comparison

	Jan-08	Feb-08	Mar-08	Apr-08	May-08	Jun-08	Jul-08	Aug-08	Sep-08	Oct-08	Nov-08	Dec-08	Jan-09	Feb-09	Mar-09	Apr-09	May-09	Jun-09
Active w-MEM	14171	13908	13809	13579	13820	14121	14581	14970	15378	16099	16079	15358	15178	15004	14892	15059	15068	14566
Active w/out MEM	941	1011	1032	1025	1057	1087	1102	1082	1082	1092	1089	991	968	888	867	873	691	693
Total	15112	14919	14841	14604	14877	15208	15683	16052	16460	17191	17168	16349	16146	15892	15759	15932	15759	15259
Percent Change	0.05%	-1.28%	-0.52%	-1.60%	1.87%	2.22%	3.12%	2.35%	2.54%	4.44%	-0.13%	-4.77%	-1.24%	-1.57%	-0.84%	1.10%	-1.09%	-3.17%

Lapsed MEM	724	1028	1111	959	1137	1052	759	786	613	1022	881	1285	1031	997	1291	946	1036	1443
Lapes w/out MEM	27	59	79	76	94	29	55	42	18	48	31	133	67	119	107	52	188	35
Lapsed Total	751	1087	1190	1035	1231	1081	814	828	631	1070	912	1418	1098	1116	1398	998	1224	1478
Percent Change	2.74%	44.74%	9.48%	-13.03%	18.94%	-12.19%	-24.70%	1.72%	-23.79%	69.57%	-14.77%	55.48%	-22.57%	1.64%	25.27%	-28.61%	22.65%	20.75%

New Donors w-MEM	228	287	208	291	955	591	521	588	615	970	613	152	224	307	462	460	363	319
New w/out MEM	33	107	36	35	75	15	16	13	4	5	7	3	4	1	19	15	1	4
New Total	261	394	244	326	1030	606	537	601	619	975	620	155	228	308	481	475	364	323
Percent Change	-35.07%	50.96%	-38.07%	33.61%	215.95%	-41.17%	-11.39%	11.92%	3.00%	57.51%	-36.41%	-75.00%	47.10%	35.09%	56.17%	-1.25%	-23.37%	-11.26%

Renewed w-MEM	486	478	804	438	423	762	698	587	406	773	248	412	627	516	717	653	682	622
Renewed w/out MEM	11	22	64	34	51	44	54	9	14	53	21	32	40	38	67	43	5	33
Total Renewals	497	500	868	472	474	806	752	596	420	826	269	444	667	554	784	696	687	655
Percent Change	-63.29%	0.60%	73.60%	-45.62%	0.42%	70.04%	-6.70%	-20.74%	-29.53%	96.67%	-67.43%	65.06%	50.23%	-16.94%	41.52%	-11.22%	-1.29%	-4.66%

Active MEM	14171	13908	13809	13579	13820	14121	14581	14970	15378	16099	16079	15358	15178	15004	14892	15059	15068	14566
Zero Dues MEM	93824	94355	94640	95183	95510	95783	95899	96023	96161	96481	96841	97666	98069	98615	99176	99402	99941	100697
Total "MEM"	107995	108263	108449	108762	109330	109904	110480	110993	111539	112580	112920	113024	113247	113619	114068	114461	115009	115263
Percent Change	0.23%	0.25%	0.17%	0.29%	0.52%	0.53%	0.52%	0.46%	0.49%	0.93%	0.30%	0.09%	0.20%	0.33%	0.40%	0.34%	0.48%	0.22%
Total "LIFETIME"	1930	1933	1936	1937	1941	1947	1952	1955	1974	1985	1990	1993	1995	1997	1998	2005	2005	2006

Last Year vs. This Year

	Jun-08	Jun-09	Change	18 Mo Ave
Active w-MEM	14121	14566	3.15%	14758
Active w/out MEM	1087	693	-36.25%	976
Total Active	15208	15259	0.34%	15734
Lapsed	1081	1478	36.73%	1076
New Donors	606	323	-46.70%	475
Renewals	806	655	-18.73%	609

Active Donors w-MEM = 14566

Lapsed & Zero Dues MEM = 100697

Total "MEM" w-Signed Certificate = 115263

Member Signed Certificate = "MEM"

New Members 06-09

Source	Number	\$ Total	Ave Gift
House Mailing to Inq	3	\$ 150.00	\$ 50.00
Dir Mail Prospecting	21	\$ 725.00	\$ 34.52
Tele-New	0	\$ -	\$ -
Web New Members	299	\$ 10,430.00	\$ 34.88
Total	323	\$ 11,305.00	\$ 35.00

Renewals 06-09

Source	Number	\$ Total	Ave Gift
Renewals via House Mailing	60	\$ 2,825.00	\$ 47.08
Dir Mail Renewals	356	\$ 13,326.01	\$ 37.43
Tele-Renewal	145	\$ 5,850.00	\$ 40.34
Web Renewals	94	\$ 3,900.00	\$ 41.49
Renewals via Pledge Extention	0	n/a	n/a
Total	655	\$ 25,901.01	\$ 39.54

Jun-09 MEMBERSHIP BY STATE --- ACTIVE AND NON ACTIVE

<u>STATE</u>	<u>TOTAL "MEM"</u>	<u>NON ACTIVE "MEM"</u>	<u>ACTIVE "MEM"</u>	<u>ACTIVE "SUB"</u>	<u>TOTAL "ACTIVE"</u>
AK	618	558	60	2	62
AL	1419	1182	237	8	245
AR	726	631	95	4	99
AZ	2724	2421	303	21	324
CA	18071	16205	1866	100	1966
CO	3136	2686	450	25	475
CT	1306	1104	202	12	214
DC	309	275	34	2	36
DE	341	293	48	4	52
FL	6734	5830	904	46	950
GA	5388	4853	535	17	552
HI	463	401	62	3	65
IA	841	731	110	4	114
ID	639	568	71	2	73
IL	3876	3304	572	25	597
IN	2588	2218	370	17	387
KS	1048	902	146	5	151
KY	922	797	125	4	129
LA	832	709	123	5	128
MA	2628	2338	290	18	308
MD	2063	1793	270	18	288
ME	702	639	63	4	67
MI	4698	4176	522	22	544
MN	1776	1529	247	8	255
MO	1963	1675	288	10	298
MS	494	436	58	5	63

<u>STATE</u>	<u>TOTAL "MEM"</u>	<u>NON ACTIVE "MEM"</u>	<u>ACTIVE "MEM"</u>	<u>ACTIVE "SUB"</u>	<u>TOTAL "ACTIVE"</u>
MT	424	375	49	3	52
NC	2775	2379	396	5	401
ND	145	115	30	1	31
NE	502	430	72	2	74
NH	1225	1075	150	7	157
NJ	2672	2361	311	23	334
NM	987	859	128	4	132
NV	1523	1325	198	10	208
NY	4139	3518	621	44	665
OH	4023	3360	663	31	694
OK	842	719	123	6	129
OR	1971	1790	181	14	195
PA	5144	4578	566	26	592
RI	239	201	38	1	39
SC	1361	1197	164	8	172
SD	196	168	28		28
TN	2010	1696	314	8	322
TX	7115	6170	945	35	980
UT	960	865	95	3	98
VA	3646	3022	624	27	651
VT	360	335	25	6	31
WA	3803	3418	385	15	400
WI	1618	1371	247	9	256
WV	515	464	51	3	54
WY	273	232	41	1	42
OTHER	490	420	70	10	80

	<u>TOTAL "MEM"</u>	<u>NON ACTIVE "MEM"</u>	<u>ACTIVE "MEM"</u>	<u>ACTIVE "SUB"</u>	<u>TOTAL "ACTIVE"</u>
TOTALS	115263	100697	14566	693	15259

<u>STATE RANKINGS - TOP 15</u>				
<u>STATE</u>	<u>TL MEM</u>	<u>ACT MEM</u>	<u>ACT SUB</u>	<u>TL ACT</u>
CA	18071	1866	100	1966
TX	7115	945	35	980
FL	6734	904	46	950
OH	4023	663	31	694
VA	3646	624	27	651
NY	4139	621	44	665
IL	3876	572	25	597
PA	5144	566	26	592
GA	5388	535	17	552
MI	4698	522	22	544
CO	3136	450	25	475
NC	2775	396	5	401
WA	3803	385	15	400
IN	2588	370	17	387
TN	2010	314	8	322

DEFINITIONS: MEM = Member Signed Certificate

Total MEM = Total # Constituents Per State w-Member Signed Certificate

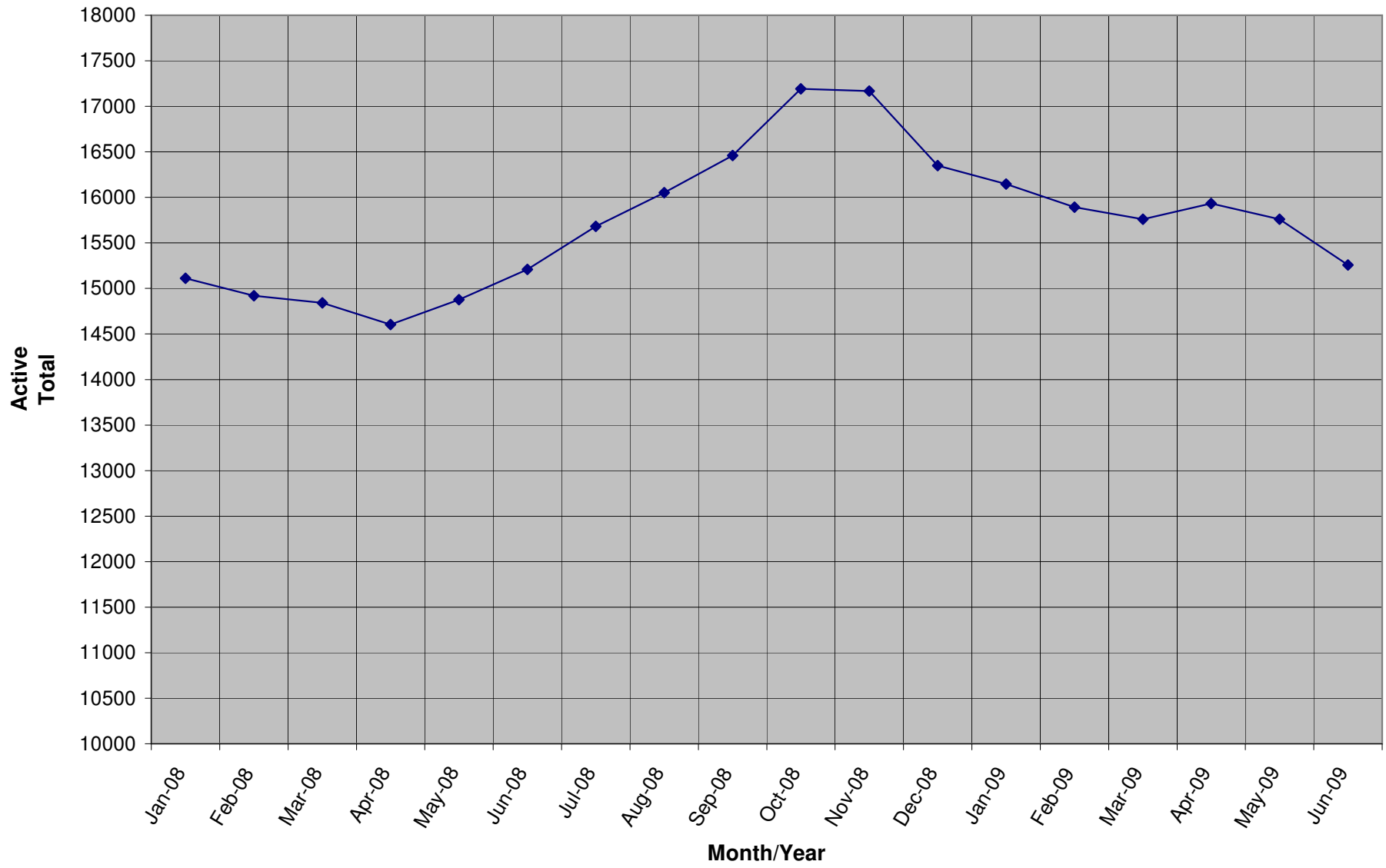
NON ACTIVE MEM = Const w-Signed Certificate who are Lapsed or Inquires ("Zero Dues Member")

ACTIVE MEM = Current Dues Paying or Lifetime Donor w-Signed Certificate (By Law Definition of "Sustaining Member" and number used for delegate count)

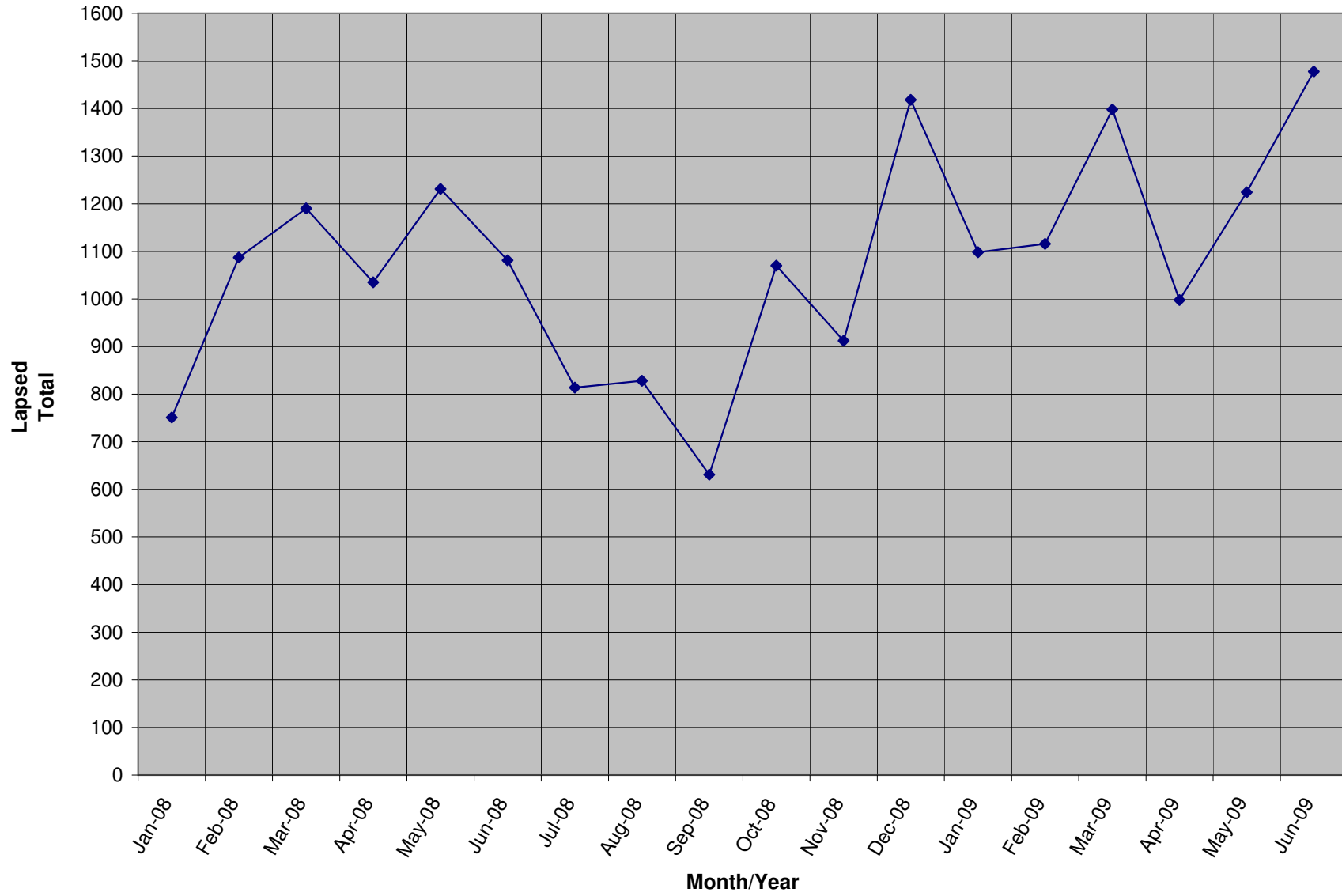
ACTIVE SUB (ACTIVE NON MEM) = Current Dues Paying or Lifetime Donors Whoe Have NOT Signed the Certificate (Formerly Called "Subscriber")

TOTAL ACTIVE = Current Dues Paying or Lifetime Donor

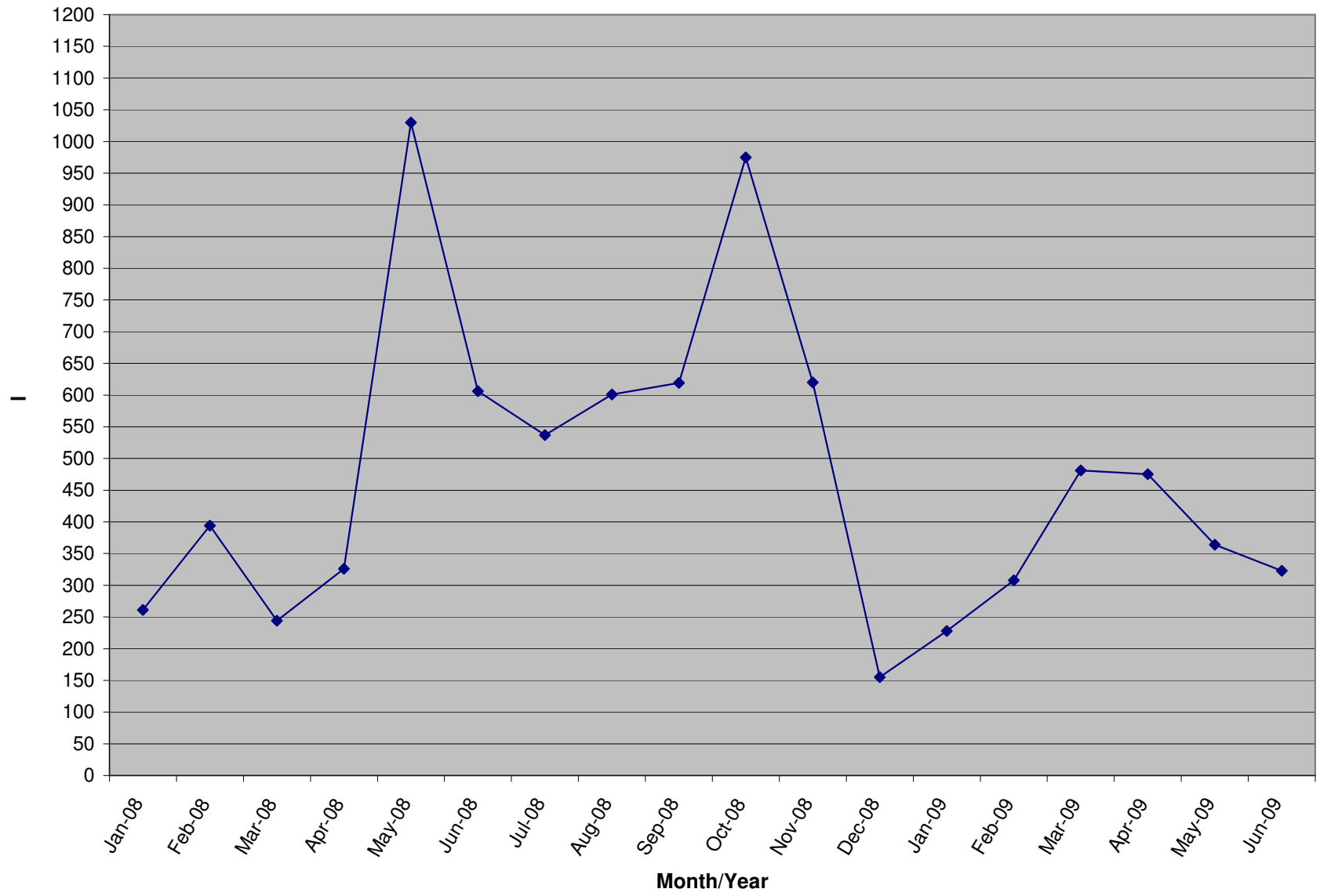
Active Donors



Lapsed Donors



New Donors



Renew Donors

