



## **MARCH 2024 END OF MONTH FINANCIAL REPORTS**

Page 2 – EOM Sustaining Membership and Revenue Charts and Graphs

Page 4 – EOM Financial Summary Reports

Page 6 - P&L BtoA Detail by Month

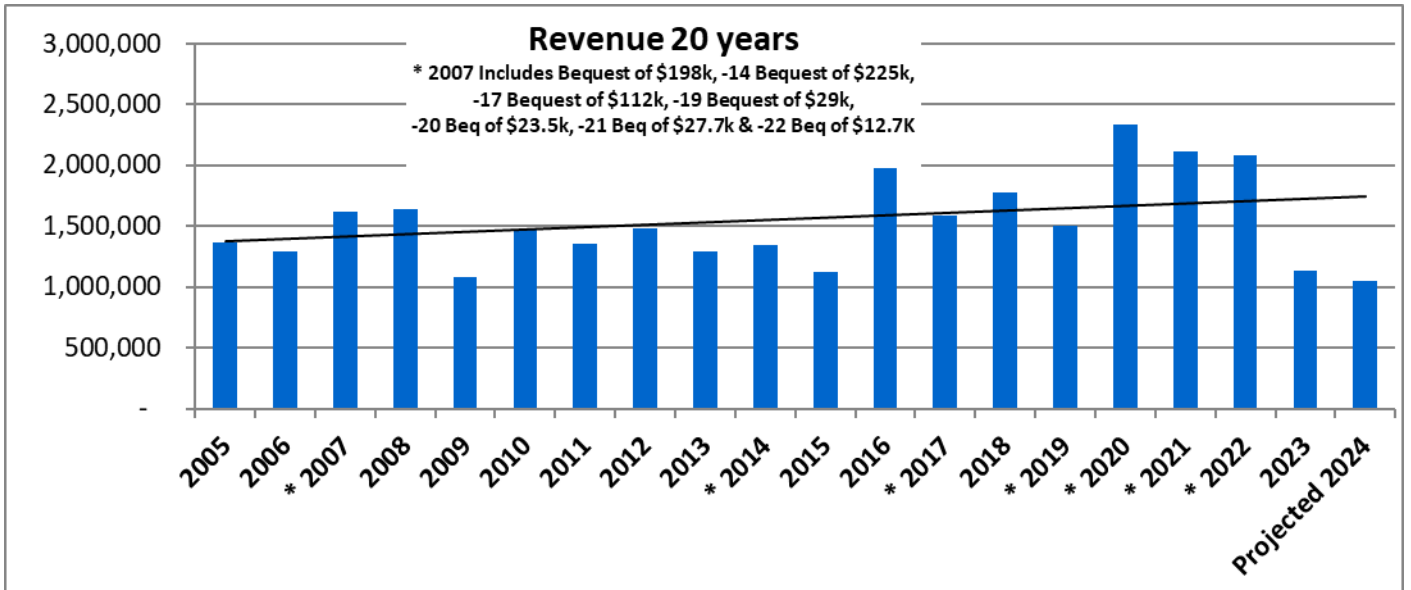
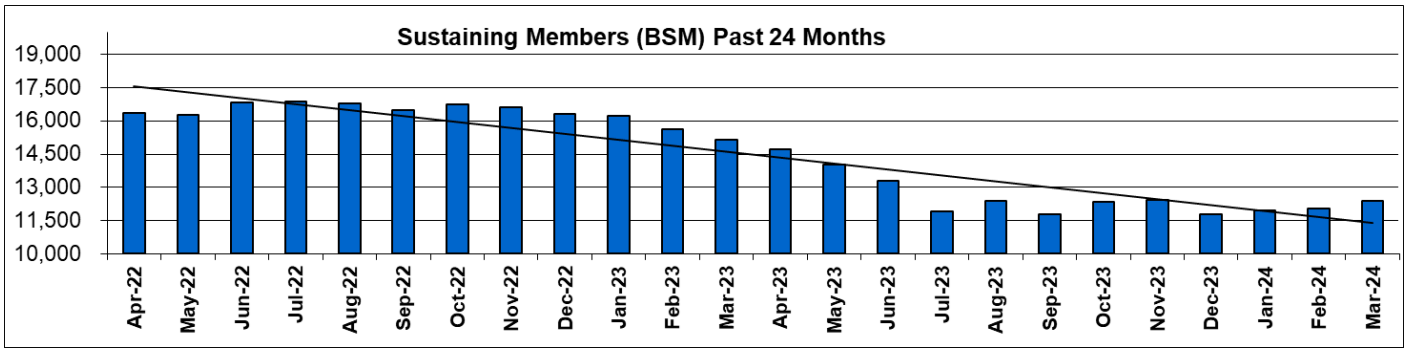
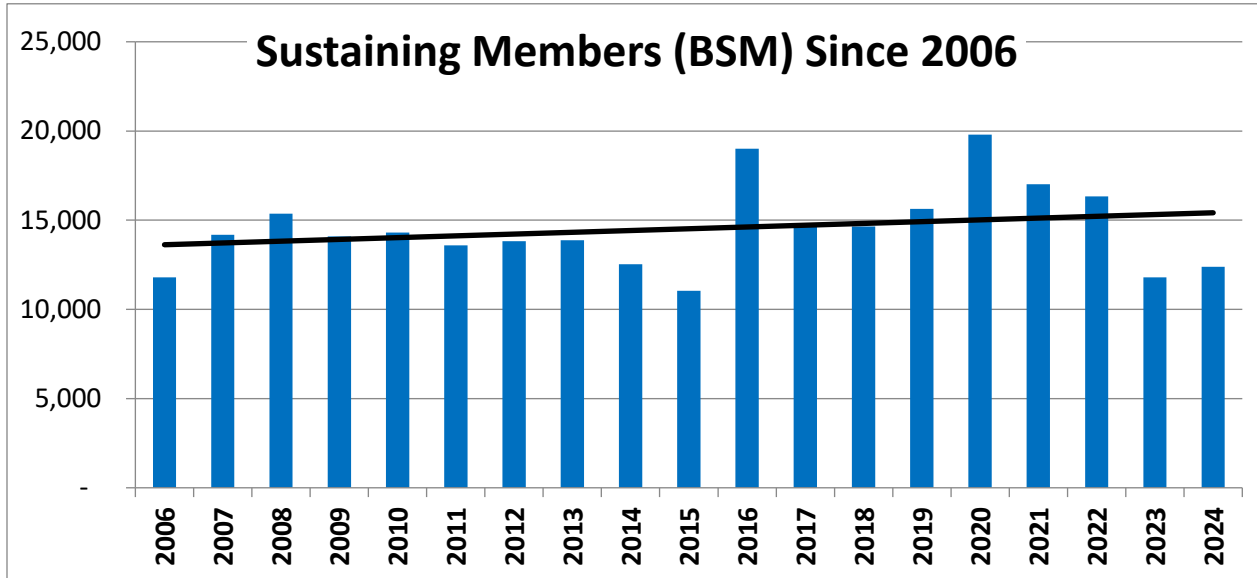
Page 8 – Balance Sheet Curr v. Prior Month Comparison

Page 10 - Cash Flow Report

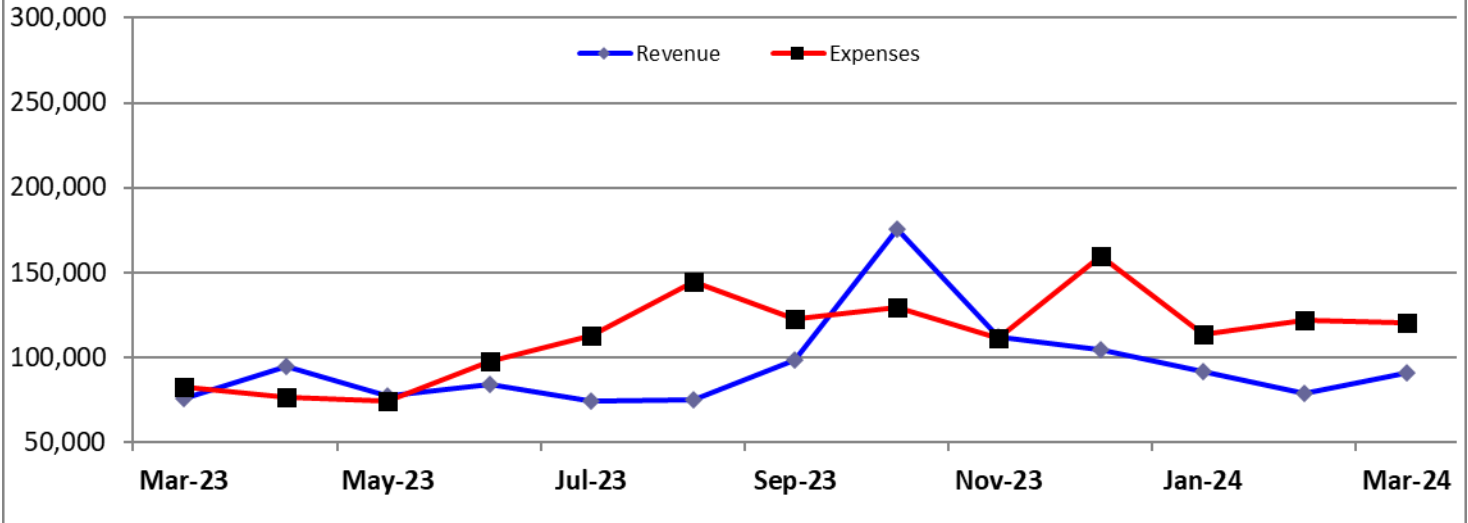
Page 11 – Related Party Transactions – *Updated through 4/15/2024*

Page 11 – Chair’s Discretionary Disbursements

## End of Month Reports – Charts

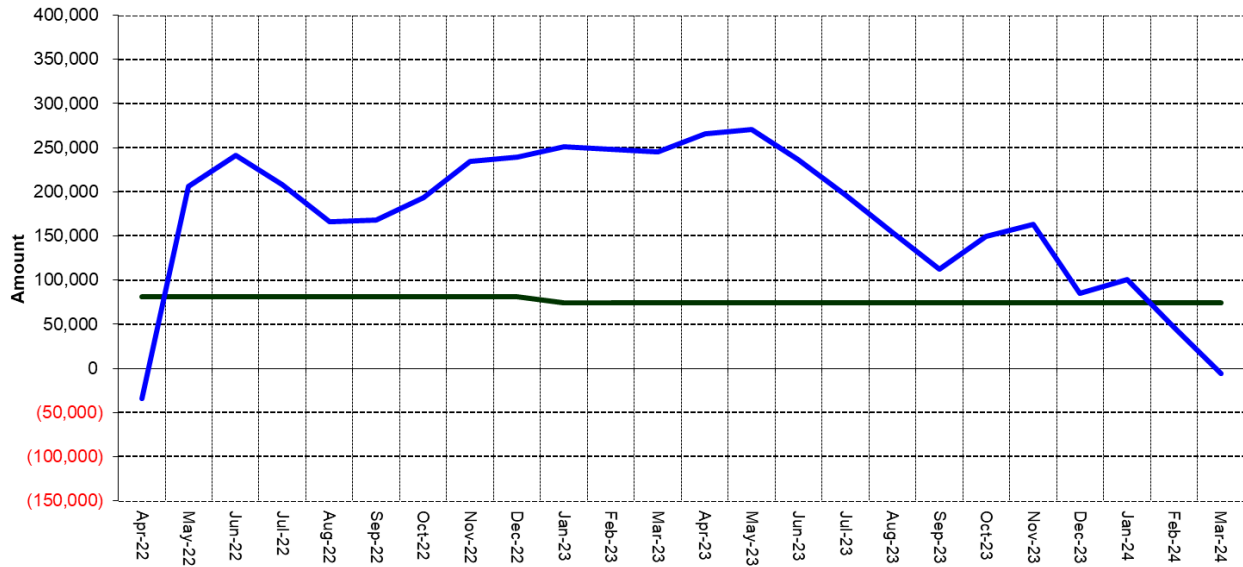


### Monthly Revenue and Expenses - Past 12 Months - \* Non Convention



### Reserve Adequacy Trend (24 Months)

2024 Monthly Resv Target = \$74,120 - Curr Month Resv = (\$5,837)



#### Cash Reserve Calculation = Unrestricted Cash Available

##### Total Cash

##### Less:

1. Temporarily Restricted Net Assets
2. Total Deferred Liabilities and Deferred Revenue
3. Accounts Payable and Credit Cards
4. Other Accrued Expenses and Liabilities

##### Add back

1. Prepaid Expenses
2. Accrued Vacation

## End of Month Reports – Financial Summary

### Revenue - by Function as % of Total

2019 thru 2024 (Not Including Convention Packages)

	2019	2020	2021	2022	2023	2024
Membership Revenue	622,486	879,035	700,830	618,573	369,390	104,760
% Total Non Conv Revenue	41%	42%	33%	36%	33%	40%
General Fundraising	648,038	843,565	1,050,462	969,607	733,173	150,840
% Total Non Conv Revenue	43%	40%	50%	57%	65%	58%
Project/Program/Other	230,807	363,056	357,632	120,567	28,887	5,942
% Total Non Conv Revenue	15%	17%	17%	7%	3%	2%
Total Non Convention Revenue	1,501,331	2,085,656	2,108,924	1,708,747	1,131,450	261,542

### P&L Acct Summary Last Month Plus YTD

January through December 2024

	Jan 24	Feb 24	Mar 24	TOTAL
<b>Revenue</b>				
4-4000 · Fundraising Membership Prog Rev	91,358	78,568	90,397	260,323
4-4100 · Restricted Project Revenue	340	335	268	944
4-4200 · Convention & Special Event Rev				-
4200 - 49999 · Events, Program, Other				-
4700 Other Receipts	90	106	79	275
Net Assets released from Restriction				-
<b>Total Revenue</b>	<b>91,788</b>	<b>79,009</b>	<b>90,744</b>	<b>261,542</b>
<b>Expense</b>				
7-7000 · Fundraising Membership Prog Exp	42,031	44,155	37,340	123,526
8000 · Salary & Related Expense	41,450	37,018	42,617	121,085
8100 · Admin & Overhead Expense	9,877	15,911	22,787	48,575
8200 · Professional Services	18,619	22,919	15,626	57,165
8300 · Depreciation Expense	1,846	1,846	1,846	5,538
<b>Total Expense</b>	<b>113,823</b>	<b>121,849</b>	<b>120,216</b>	<b>355,889</b>
<b>Net Operating Income</b>	<b>(22,035)</b>	<b>(42,840)</b>	<b>(29,472)</b>	<b>(94,347)</b>
Released from Restriction				0
<b>Net Income</b>	<b>(22,035)</b>	<b>(42,840)</b>	<b>(29,472)</b>	<b>(94,347)</b>

### P&L Acct Summary Last Month Plus YTD (CONVENTION RESTRICTED)

January through December 2024

	Jan 24	Feb 24	Mar 24	TOTAL
<b>Revenue</b>				
Convention & Special Event Rev	18,411	15,973	38,224	72,609
<b>Total Revenue</b>	<b>18,411</b>	<b>15,973</b>	<b>38,224</b>	<b>72,609</b>
<b>Expense</b>				
Events and Conventions Exp			2,989	2,989
<b>Total Expense</b>	<b>-</b>	<b>-</b>	<b>2,989</b>	<b>2,989</b>
<b>Net Operating Income</b>	<b>18,411</b>	<b>15,973</b>	<b>35,235</b>	<b>69,620</b>
<b>Net Income</b>	<b>18,411</b>	<b>15,973</b>	<b>35,235</b>	<b>69,620</b>

# Libertarian National Committee Inc

## Balance Sheet Summary

As of March 31, 2024

	TOTAL
↳ ASSETS	
↳ Current Assets	
Bank Accounts	210,480.69
Accounts Receivable	1,200.00
Other Current Assets	38,992.59
<b>Total Current Assets</b>	<b>\$250,673.28</b>
Fixed Assets	751,868.75
Other Assets	0.00
<b>TOTAL ASSETS</b>	<b>\$1,002,542.03</b>
↳ LIABILITIES AND EQUITY	
↳ Liabilities	
↳ Current Liabilities	
Accounts Payable	10,611.00
Credit Cards	2,233.98
Other Current Liabilities	218,860.32
<b>Total Current Liabilities</b>	<b>\$231,705.30</b>
Long-Term Liabilities	0.00
<b>Total Liabilities</b>	<b>\$231,705.30</b>
Equity	770,836.73
<b>TOTAL LIABILITIES AND EQUITY</b>	<b>\$1,002,542.03</b>

**Profit & Loss Budget vs. Actual**  
**January through December 2024**

	Jan 2024			Feb 2024			Mar 2024			Total			Temp Restricted Convention	
	Actual	Budget	over Budget	Actual	Budget	over Budget	Actual	Budget	over Budget	Actual	Budget	over Budget	Mar-24	Total
<b>Income</b>														
4-4000 Fundraising Membership Prog Rev		0,00	0,00		0,00	0,00		0,00	0,00		0,00	0,00		
4000.10 Recurring Monthly Revenue	35,107	50,000	(14,893)	33,813	50,000	(16,187)	31,987	50,000	(18,013)	100,907	150,000	(49,093)		
4000.20 Other Membership Revenue	31,939	20,000	11,939	31,604	20,000	11,604	41,217	20,000	21,217	104,760	60,000	44,760		
4000.30 General Fundraising Revenue	21,841	38,000	(16,159)	8,560	38,000	(29,440)	14,902	39,000	(24,098)	45,303	115,000	(69,697)		
4000.40 Ballot Access - Voter Reg Rev	525	10,000	(9,475)	3,190	10,000	(6,810)	915	10,000	(9,085)	4,630	30,000	(25,370)		
4000.50 Campaign Candidate Support Rev	1,577		1,577	1,032		1,032	1,013		1,013	3,621	0	3,621		
4000.60 Affiliate Support Revenue	225		225	225		225	220		220	669	0	669		
4000.70 Historic Preservation Revenue	144	200	(56)	144	200	(56)	144	200	(56)	432	600	(168)		
<b>Total 4-4000 Fundraising Membership Prog Rev</b>	<b>91,358</b>	<b>118,200</b>	<b>(26,842)</b>	<b>78,568</b>	<b>118,200</b>	<b>(39,632)</b>	<b>90,397</b>	<b>119,200</b>	<b>(28,803)</b>	<b>260,323</b>	<b>355,600</b>	<b>(95,278)</b>		
4-4100 Restricted Project Revenue			0			0			0		0	0		
4100.10 Building Fund Revenue	172		172	172		172	157		157	502	0	502		
4100.20 Legal Fund Revenue	168		168	163		163	111		111	442	0	442		
<b>Total 4-4100 Restricted Project Revenue</b>	<b>340</b>	<b>0</b>	<b>340</b>	<b>335</b>	<b>0</b>	<b>335</b>	<b>268</b>	<b>0</b>	<b>268</b>	<b>944</b>	<b>0</b>	<b>944</b>		
4700 Other Receipts			0			0			0		0	0		
4710 Interest & Dividends	90		90	79		79	79		79	248	0	248		
<b>Total 4700 Other Receipts</b>	<b>90</b>	<b>0</b>	<b>90</b>	<b>79</b>	<b>0</b>	<b>79</b>	<b>79</b>	<b>0</b>	<b>79</b>	<b>248</b>	<b>0</b>	<b>248</b>		
Credit Card Rewards			0			27			27		0	27		
<b>Total Income</b>	<b>91,788</b>	<b>118,200</b>	<b>(26,412)</b>	<b>79,009</b>	<b>118,200</b>	<b>(39,191)</b>	<b>90,744</b>	<b>119,200</b>	<b>(28,456)</b>	<b>261,542</b>	<b>355,600</b>	<b>(94,058)</b>	<b>38,224</b>	<b>164,364</b>
<b>Gross Profit</b>	<b>91,788</b>	<b>118,200</b>	<b>(26,412)</b>	<b>79,009</b>	<b>118,200</b>	<b>(39,191)</b>	<b>90,744</b>	<b>119,200</b>	<b>(28,456)</b>	<b>261,542</b>	<b>355,600</b>	<b>(94,058)</b>	<b>38,224</b>	<b>164,364</b>

## Profit & Loss Budget vs. Actual January through December 2024

	Jan 2024			Feb 2024			Mar 2024			Total			Temp Restricted Convention	
	Actual	Budget	over Budget	Actual	Budget	over Budget	Actual	Budget	over Budget	Actual	Budget	over Budget	Mar-24	Total
<b>Expenses</b>														
7-7000 Fundraising Membership Prog Exp			0			0			0	0	0	0		
7000.10 Recurring Monthly Expense		1,000	(1,000)		1,000	(1,000)		1,000	(1,000)	0	3,000	(3,000)		
7000.20 Other Membership Expense		1,000	(1,000)	74	1,000	(926)	301	1,000	(699)	376	3,000	(2,624)		
7000.30 General Fundraising Expense	15,801	21,333	(5,532)	21,404	21,333	71	18,672	21,334	(2,662)	55,877	64,000	(8,123)		
7000.40 Ballot Access Fundraising Exp	3,500	5,000	(1,500)		5,000	(5,000)	7,500	5,000	2,500	11,000	15,000	(4,000)		
7000.50 Building Fundraising Expense			0	679		679			0	679	0	679		
7000.60 Credit Card Fees Expense	5,499	5,000	499	3,667	5,000	(1,333)	4,429	5,000	(571)	13,595	15,000	(1,405)		
7000.80 Core Services Expense			0			0			0	0	0	0		
7000.81 Outreach & Activism Expense	13,886	2,000	11,886	4,697	4,000	697	3,093	5,000	(1,907)	21,676	11,000	10,676		
7000.82 Membership Communications Exp		1,000	(1,000)		1,000	(1,000)		1,000	(1,000)	0	3,000	(3,000)		
7000.84 Ballot Access Petitioning Exp		25,000	(25,000)	10,000	25,000	(15,000)		50,000	(50,000)	10,000	100,000	(90,000)		
7000.88 Campaign Candidate Support Exp	3,000	0	3,000	3,288	0	3,288	3,000	0	3,000	9,288	0	9,288		
7000.90 Historic Preservation Expense	345	200	145	345	200	145	345	200	145	1,035	600	435		
<b>Total 7000.80 Core Services Expense</b>	<b>17,231</b>	<b>28,200</b>	<b>(10,969)</b>	<b>18,330</b>	<b>30,200</b>	<b>(11,870)</b>	<b>6,438</b>	<b>56,200</b>	<b>(49,762)</b>	<b>41,999</b>	<b>114,600</b>	<b>(72,601)</b>		
<b>Total 7-7000 Fundraising Membership Prog Exp</b>	<b>42,031</b>	<b>61,533</b>	<b>(19,502)</b>	<b>44,155</b>	<b>63,533</b>	<b>(19,378)</b>	<b>37,340</b>	<b>89,534</b>	<b>(52,194)</b>	<b>123,526</b>	<b>214,600</b>	<b>(91,074)</b>		
7-7200 Convention & Special Event Exp			0			0			0	0	0	0		
7200.10 Convention Expenses General			0			0	497		497	497	0	497		1,105
7200.40 Special Event Expense			0			0		1,500	1,500	1,500	0	1,500		
<b>Total 7-7200 Convention &amp; Special Event Exp</b>	<b>0</b>	<b>0</b>	<b>0</b>	<b>0</b>	<b>0</b>	<b>0</b>	<b>1,997</b>	<b>0</b>	<b>1,997</b>	<b>1,997</b>	<b>0</b>	<b>1,997</b>	<b>-</b>	<b>1,105</b>
7200 Events and Conventions Exp			0			0			0	0	0	0		
7200-40 Special Events - Expense			0			0	992		992	992	0	992		
<b>Total 7200 Events and Conventions Exp</b>	<b>0</b>	<b>0</b>	<b>0</b>	<b>0</b>	<b>0</b>	<b>0</b>	<b>992</b>	<b>0</b>	<b>992</b>	<b>992</b>	<b>0</b>	<b>992</b>	<b>-</b>	<b>-</b>
8000 Salary & Related Expense			0			0			0	0	0	0		
8005 Salary Hourly Bonus Sick & Vac	34,903	42,500	(7,597)	29,137	42,500	(13,363)	31,151	45,000	(13,849)	95,191	130,000	(34,809)		
8020 Employer Cont to P/R Tax	2,916	2,500	416	2,929	2,500	429	3,201	2,500	701	9,046	7,500	1,546		
8030 Employer Cont to 401K & Adm	217	650	(433)	370	650	(280)	3,699	650	3,049	4,285	1,950	2,335		
8040 Fed & State Unemployment		150	(150)		150	(150)		150	(150)	0	450	(450)		
8060 Health Insurance	1,608	3,000	(1,392)	2,754	3,000	(246)	2,181	3,000	(819)	6,542	9,000	(2,458)		
8065 Workers Comp Insurance		250	(250)		250	(250)		250	(250)	0	750	(750)		
8070 Other Bens, Gdwill & Training		100	(100)	49	100	(51)		100	(100)	49	300	(251)		
8080 Payroll Service Fees	1,806	1,200	606	1,780	1,200	580	2,386	1,200	1,186	5,971	3,600	2,371		
<b>Total 8000 Salary &amp; Related Expense</b>	<b>41,450</b>	<b>50,350</b>	<b>(8,900)</b>	<b>37,018</b>	<b>50,350</b>	<b>(13,332)</b>	<b>42,617</b>	<b>52,850</b>	<b>(10,233)</b>	<b>121,085</b>	<b>153,550</b>	<b>(32,465)</b>	<b>-</b>	<b>-</b>
8100 Admin & Overhead Expense			0			0			0	0	0	0		
8110 Ofc Supplies & Non Cap Equipt		160	(160)	54	160	(106)		160	(160)	54	480	(426)		
8120 Telephone & Data Services	721	650	71	319	650	(331)	437	650	(213)	1,477	1,950	(473)		
8125 Equipment Leases & Maint.		65	(65)		65	(65)		65	(65)	0	195	(195)		
8130 Postage & Shipping	361	1,000	(639)	842	1,000	(158)	1,093	1,000	93	2,296	3,000	(704)		
8140 Travel, Meeting, & Meals Exp		1,000	(1,000)	86	1,000	(914)	112	5,500	(5,388)	199	7,500	(7,301)		
8160 Insurance - D/O Cyber - Other	186	1,500	(1,314)	2,950	1,500	1,450	6,969	1,500	5,469	10,105	4,500	5,605		
8170 Occupancy Expenses			0			0			0	0	0	0		
8170-20 Utilities Expense	242	410	(168)	196	410	(214)	155	410	(255)	594	1,230	(636)		
8170-30 Property Taxes, Fees & Permits	777	0	777	777	0	777	777	0	777	2,330	0	2,330		
8170-40 Maintenance, Cleaning & Repairs	400	410	(10)	544	410	134	400	410	(10)	1,344	1,230	114		
8170-50 Property / GL Insurance		250	(250)	481	250	231	481	250	231	962	750	212		
8170-60 Assc Fees, Rent & Storage	210	200	10	210	200	10	210	200	10	630	600	30		
<b>Total 8170 Occupancy Expenses</b>	<b>1,629</b>	<b>1,270</b>	<b>359</b>	<b>2,208</b>	<b>1,270</b>	<b>938</b>	<b>2,023</b>	<b>1,270</b>	<b>753</b>	<b>5,860</b>	<b>3,810</b>	<b>2,050</b>	<b>-</b>	<b>-</b>
8180 Printing & Copying	1	200	(199)	1,513	200	1,313	2	200	(198)	1,515	600	915		
8190 Software, Hardware & Other IT	6,589	3,000	3,589	7,672	3,000	4,672	10,719	3,000	7,719	24,980	9,000	15,980		
8195 Other Expenses & Bank Fees	390	300	90	267	300	(33)	1,432	300	1,132	2,089	900	1,189		
<b>Total 8100 Admin &amp; Overhead Expense</b>	<b>9,877</b>	<b>9,145</b>	<b>732</b>	<b>15,911</b>	<b>9,145</b>	<b>6,766</b>	<b>22,787</b>	<b>13,645</b>	<b>9,142</b>	<b>48,575</b>	<b>31,935</b>	<b>16,640</b>	<b>-</b>	<b>-</b>
8200 Professional Services			0			0			0	0	0	0		
8210 Legal			0			0			0	0	0	0		
8210-10 Legal - General	4,500	5,000	(500)	11,112	5,000	6,112	4,500	5,000	(500)	20,112	15,000	5,112		
<b>Total 8210 Legal</b>	<b>4,500</b>	<b>5,000</b>	<b>(500)</b>	<b>11,112</b>	<b>5,000</b>	<b>6,112</b>	<b>4,500</b>	<b>5,000</b>	<b>(500)</b>	<b>20,112</b>	<b>15,000</b>	<b>5,112</b>	<b>-</b>	<b>-</b>
8220 Accounting	12,119	6,500	5,619	9,807	6,500	3,307	9,126	6,500	2,626	31,053	19,500	11,553		
8230 FEC Filing & Consulting	2,000	2,500	(500)	2,000	2,500	(500)	2,000	2,500	(500)	6,000	7,500	(1,500)		
8240 Computer Services		2,500	(2,500)		2,500	(2,500)		2,500	(2,500)	0	7,500	(7,500)		
8250 Other Professional Services		250	(250)		250	(250)		250	(250)	0	750	(750)		
<b>Total 8200 Professional Services</b>	<b>18,619</b>	<b>16,750</b>	<b>1,869</b>	<b>22,919</b>	<b>16,750</b>	<b>6,169</b>	<b>15,626</b>	<b>16,750</b>	<b>(1,124)</b>	<b>57,165</b>	<b>50,250</b>	<b>6,915</b>	<b>-</b>	<b>-</b>
8300 Depreciation Expense	1,846	2,000	(154)	1,846	2,000	(154)	1,846	2,000	(154)	5,538	6,000	(462)		
<b>Total Expenses</b>	<b>113,823</b>	<b>139,778</b>	<b>(25,955)</b>	<b>121,849</b>	<b>141,778</b>	<b>(19,929)</b>	<b>123,205</b>	<b>174,779</b>	<b>(51,574)</b>	<b>358,878</b>	<b>456,335</b>	<b>(97,457)</b>	<b>-</b>	<b>1,105</b>
<b>Net Operating Income</b>	<b>(22,035)</b>	<b>(21,578)</b>	<b>(457)</b>	<b>(42,840)</b>	<b>(23,578)</b>	<b>(19,262)</b>	<b>(32,461)</b>	<b>(55,579)</b>	<b>23,118</b>	<b>(97,336)</b>	<b>(100,735)</b>	<b>3,399</b>	<b>38,224</b>	<b>163,259</b>
<b>Net Income</b>	<b>(22,035)</b>	<b>(21,578)</b>	<b>(457)</b>	<b>(42,840)</b>	<b>(23,578)</b>	<b>(19,262)</b>	<b>(32,461)</b>	<b>(55,579)</b>	<b>23,118</b>	<b>(97,336)</b>	<b>(100,735)</b>	<b>3,399</b>	<b>38,224</b>	<b>163,259</b>

## Balance Sheet Current vs Prior Month

	Total			
	As of Mar 31, 2024	As of Feb 29, 2024 (PP)	Change	% Change
<b>ASSETS</b>				
<b>Current Assets</b>				
<b>Bank Accounts</b>				
11 Cash	-	-	-	
111U PNC Checking 8115 (Unrest)	7,405	44,652	(37,247)	-83.42%
112U Truist xxx8394 (Unrestricted)	65,887	67,922	(2,035)	-3.00%
113R PNC Check 2497 (Restricted)	110,167	110,167	-	0.00%
114R Truist xxx8408 (Rest Building)	1,730	1,730	-	0.00%
<b>Total 11 Cash</b>	<b>185,189</b>	<b>224,471</b>	<b>(39,282)</b>	<b>-17.50%</b>
11.1 Investments			-	
110I PNC Bond Money Market	25,291	25,215	76	0.30%
<b>Total 11.1 Investments</b>	<b>25,291</b>	<b>25,215</b>	<b>76</b>	<b>0.30%</b>
<b>Total Bank Accounts</b>	<b>210,481</b>	<b>249,686</b>	<b>(39,206)</b>	<b>-15.70%</b>
<b>Accounts Receivable</b>				
12 Accounts Receivable	1,200	-	1,200	
<b>Total Accounts Receivable</b>	<b>1,200</b>	<b>-</b>	<b>1,200</b>	
<b>Other Current Assets</b>				
1501 Undeposited Funds - civi	33,042	10,125	22,917	226.34%
16 Prepaid Expenses	-	-	-	
164 Prepaid Services	4,845	560	4,286	765.99%
166 Prepaid Insurance	-	2,932	(2,932)	-100.00%
167 Prepaid Convention - Spec Event			-	
167-10 Prepaid Convention General Exp	1,105	1,105	-	0.00%
<b>Total 167 Prepaid Convention - Spec Event</b>	<b>1,105</b>	<b>1,105</b>	<b>-</b>	<b>0.00%</b>
<b>Total 16 Prepaid Expenses</b>	<b>5,950</b>	<b>4,597</b>	<b>1,354</b>	<b>29.45%</b>
<b>Total Other Current Assets</b>	<b>38,993</b>	<b>14,722</b>	<b>24,271</b>	<b>164.87%</b>
<b>Total Current Assets</b>	<b>250,673</b>	<b>264,408</b>	<b>(13,735)</b>	<b>-5.19%</b>
<b>Fixed Assets</b>				
17 Fixed Assets			-	
172 Furniture & Fixtures	25,879	25,879	-	0.00%
173 Office Equipment	16,797	16,797	-	0.00%
174 Computer Hardware	36,449	36,449	-	0.00%
175 Computer Software	134,614	134,614	-	0.00%
177 Office Building	-	-	-	
177-10 Physical Structure	477,119	477,119	-	0.00%
177-20 Land	347,881	347,881	-	0.00%
<b>Total 177 Office Building</b>	<b>825,000</b>	<b>825,000</b>	<b>-</b>	<b>0.00%</b>
178 Ofc Imprmnt Acq & Capt Expense	70,519	70,519	-	0.00%
179 Accumulated Depreciation	(357,388)	(355,542)	(1,846)	-0.52%
<b>Total 17 Fixed Assets</b>	<b>751,869</b>	<b>753,715</b>	<b>(1,846)</b>	<b>-0.24%</b>
<b>Total Fixed Assets</b>	<b>751,869</b>	<b>753,715</b>	<b>(1,846)</b>	<b>-0.24%</b>
<b>TOTAL ASSETS</b>	<b>1,002,542</b>	<b>1,018,122</b>	<b>(15,580)</b>	<b>-1.53%</b>



## Balance Sheet Current vs Prior Month

	Total		Change	% Change
	As of Mar 31, 2024	As of Feb 29, 2024 (PP)		
<b>LIABILITIES AND EQUITY</b>				
<b>Liabilities</b>				
<b>Current Liabilities</b>				
<b>Accounts Payable</b>				
21 Accounts Payable	10,607	9,358	1,249	13.35%
Taxes Payable	4	-	4	
<b>Total Accounts Payable</b>	<b>10,611</b>	<b>9,358</b>	<b>1,253</b>	<b>13.40%</b>
<b>Credit Cards</b>				
<b>22 Credit Cards</b>				
2223 PNC Bus Options Visa	1,097	1,761	(664)	-37.71%
2225 BB&T Visa	1,137	1,116	21	1.86%
<b>Total 22 Credit Cards</b>	<b>2,234</b>	<b>2,877</b>	<b>(643)</b>	<b>-22.36%</b>
<b>Total Credit Cards</b>	<b>2,234</b>	<b>2,877</b>	<b>(643)</b>	<b>-22.36%</b>
<b>Other Current Liabilities</b>				
<b>24 Accrued Expenses</b>				
241 Accrued Payroll	11,324	22,791	(11,467)	-50.31%
242 Accrued Vacation	11,168	9,129	2,039	22.34%
244 Other Accrued Expenses	21,000	39,500	(18,500)	-46.84%
245 Accrued Real Estate Tax	3,884	3,107	777	25.00%
<b>Total 24 Accrued Expenses</b>	<b>47,376</b>	<b>74,527</b>	<b>(27,151)</b>	<b>-36.43%</b>
<b>26 Accrued Organizational Taxes</b>				
<b>264 Sales Tax Liability</b>				
264-1 Sales Tax Liability - CA	128	106	22	20.46%
264-3 Sales Tax Liability - PA	30	14	16	113.73%
264-4 Sales Tax Liability - TX	31	19	12	65.26%
264-5 Sales Tax Liability - VA	9	8	1	14.34%
<b>Total 264 Sales Tax Liability</b>	<b>199</b>	<b>147</b>	<b>51</b>	<b>34.74%</b>
<b>Total 26 Accrued Organizational Taxes</b>	<b>199</b>	<b>147</b>	<b>51</b>	<b>34.74%</b>
<b>27 Deferred Liabilities</b>				
<b>272 Deferred Convention Revenue</b>				
272-20 Deferred Convention Fundraising	164,364	126,140	38,224	30.30%
<b>Total 272 Deferred Convention Revenue</b>	<b>164,364</b>	<b>126,140</b>	<b>38,224</b>	<b>30.30%</b>
276 Joint Affiliate Portion of Rev	6,921	1,775	5,146	289.86%
<b>Total 27 Deferred Liabilities</b>	<b>171,286</b>	<b>127,916</b>	<b>43,370</b>	<b>33.91%</b>
<b>Total Other Current Liabilities</b>	<b>218,860</b>	<b>202,590</b>	<b>16,270</b>	<b>8.03%</b>
<b>Total Current Liabilities</b>	<b>231,705</b>	<b>214,825</b>	<b>16,880</b>	<b>7.86%</b>
<b>Total Liabilities</b>	<b>231,705</b>	<b>214,825</b>	<b>16,880</b>	<b>7.86%</b>
<b>Equity</b>				
31 General Operating	866,442	866,442	-	0.00%
32 Temp. Restricted Balances				
3204 Fund - Campus	1,730	1,730	-	0.00%
<b>Total 32 Temp. Restricted Balances</b>	<b>1,730</b>	<b>1,730</b>	<b>-</b>	<b>0.00%</b>
<b>Net Income</b>	<b>(97,336)</b>	<b>(64,875)</b>	<b>(32,461)</b>	<b>-50.04%</b>
<b>Total Equity</b>	<b>770,837</b>	<b>803,298</b>	<b>(32,461)</b>	<b>-4.04%</b>
<b>TOTAL LIABILITIES AND EQUITY</b>	<b>1,002,542</b>	<b>1,018,122</b>	<b>(15,580)</b>	<b>-1.53%</b>

## Libertarian National Committee Inc

### Statement of Cash Flows

January - March, 2024

	JAN 2024	FEB 2024	MAR 2024	TOTAL
▼ OPERATING ACTIVITIES				
Net Income	-22,035.02	-42,840.11	-32,460.91	\$ -97,336.04
▼ Adjustments to reconcile Net Income to Net Cash ...				\$0.00
12 Accounts Receivable			-1,200.00	\$ -1,200.00
1501 Undeposited Funds - civi	34,278.05	-6,832.51	-22,917.26	\$4,528.28
164 Prepaid Expenses:Prepaid Services	-1,950.00	1,608.75	-4,285.71	\$ -4,626.96
166 Prepaid Expenses:Prepaid Insurance		2,931.46	2,931.95	\$5,863.41
21 Accounts Payable	-8,315.28	76.42	1,249.45	\$ -6,989.41
Taxes Payable			4.00	\$4.00
2223 Credit Cards:PNC Bus Options Visa	131.89	1,629.15	-664.17	\$1,096.87
2225 Credit Cards:BB&T Visa	-562.57	5.93	20.81	\$ -535.83
241 Accrued Expenses:Accrued Payroll	2,916.11	-107.20	-11,466.98	\$ -8,658.07
242 Accrued Expenses:Accrued Vacation	1,270.91	-5,875.26	2,039.32	\$ -2,565.03
244 Accrued Expenses:Other Accrued Expenses			-18,500.00	\$ -18,500.00
245 Accrued Expenses:Accrued Real Estate Tax	776.81	776.81	776.81	\$2,330.43
252 Accrued Payroll Taxes:401(k) Liability	0.00	0.00		\$0.00
264-1 Accrued Organizational Taxes:Sales Tax Lia...	25.86	3.72	21.78	\$51.36
264-3 Accrued Organizational Taxes:Sales Tax Lia...	-20.01	7.84	15.90	\$3.73
264-4 Accrued Organizational Taxes:Sales Tax Lia...	-71.12	18.89	12.36	\$ -39.87
264-5 Accrued Organizational Taxes:Sales Tax Lia...	4.21	3.74	1.14	\$9.09
272-20 Deferred Liabilities:Deferred Convention ...	18,411.48	15,972.88	38,224.24	\$72,608.60
276 Deferred Liabilities:Joint Affiliate Portion of R...	-147.97	135.91	5,145.83	\$5,133.77
<b>Total Adjustments to reconcile Net Income to Ne...</b>	<b>46,748.37</b>	<b>10,356.53</b>	<b>-8,590.53</b>	<b>\$48,514.37</b>
<b>Net cash provided by operating activities</b>	<b>\$24,713.35</b>	<b>\$ -32,483.58</b>	<b>\$ -41,051.44</b>	<b>\$ -48,821.67</b>
▼ INVESTING ACTIVITIES				
179 Fixed Assets:Accumulated Depreciation	1,845.89	1,845.89	1,845.89	\$5,537.67
<b>Net cash provided by investing activities</b>	<b>\$1,845.89</b>	<b>\$1,845.89</b>	<b>\$1,845.89</b>	<b>\$5,537.67</b>
<b>NET CASH INCREASE FOR PERIOD</b>	<b>\$26,559.24</b>	<b>\$ -30,637.69</b>	<b>\$ -39,205.55</b>	<b>\$ -43,284.00</b>

<b>RELATED PARTY TRANSACTIONS AS OF: 4/15/2024</b>						
Related Party Donations	BSM Expires	Date of Last Contribution	Amount	YTD Contributions	Lifetime Giving (Since 1990)	Liberty Pledge Club
Gary Alvstad	Life Member	03/29/24	\$ 315.18	\$ 315.18	\$ 4,717.03	
David Benner III	03/30/25	03/30/24	\$ 25.00	\$ 25.00	\$ 812.00	
Dustin Blankenship	12/01/24	03/29/24	\$ 103.00	\$ 153.00	\$ 1,322.36	Yes
Richard Bowen	LPF Member	03/18/24	\$ 10.00	\$ 72.00	\$ 3,301.00	Yes
Richard Burke	09/20/24	10/31/23	\$ 25.00	\$ -	\$ 1,381.15	
Joshua Clark	Life Member	08/01/23	\$ 125.00	\$ -	\$ 2,279.00	Yes
Martin Cowen	Life Member	04/01/24	\$ 5.00	\$ 35.30	\$ 8,087.93	Yes
Randall Daniel	02/05/25	02/05/24	\$ 25.00	\$ 25.00	\$ 685.75	
Otto Dassing	01/01/24	12/01/23	\$ 25.00	\$ -	\$ 1,152.50	Yes
Miguel Duque	08/04/23	07/10/23	\$ 33.99	\$ -	\$ 309.83	Yes
Joseph Ecklund	11/06/23	02/03/23	\$ 25.00	\$ -	\$ 469.00	
Carrie Eiler	Life Member	11/07/23	\$ 104.20	\$ -	\$ 2,595.72	
Bryan Elliott	Life Member	05/15/23	\$ 20.00	\$ -	\$ 4,756.00	
Patrick Ford	08/01/24	08/25/23	\$ 100.00	\$ -	\$ 1,145.30	
Linnea Gabbard	03/26/24	03/26/23	\$ 5.00	\$ -	\$ 831.75	
Todd Hagopian	Life Member	04/08/24	\$ 50.00	\$ 200.00	\$ 7,645.11	Yes
Robley Hall	09/01/23	04/01/24	\$ 5.00	\$ 20.00	\$ 614.00	Yes
Adam Haman	06/18/24	04/06/24	\$ 50.00	\$ 708.55	\$ 1,850.47	
Caryn Ann Harlos	Life Member	04/06/24	\$ 25.00	\$ 1,165.50	\$ 15,450.34	Yes
Meredith Hays	05/28/24	12/16/23	\$ 182.88	\$ -	\$ 414.98	
Gregory Hertzsch	06/01/24	04/01/24	\$ 10.00	\$ 220.00	\$ 20,556.15	
William Hyman	04/13/23	12/01/23	\$ 5.15	\$ -	\$ 903.65	Yes
Adrian Malagon	LP Lifetime	04/01/24	\$ 5.15	\$ 20.60	\$ 2,228.93	
Angela McArdle	12/02/24	04/07/24	\$ 45.00	\$ 1,029.01	\$ 5,013.63	Yes
Dustin Nanna	06/08/23	06/08/23	\$ 25.00	\$ -	\$ 4,915.55	
Steven Nekhaila	Life Member	04/01/24	\$ 100.00	\$ 1,350.00	\$ 12,093.50	Yes
Connor Nepomuceno	Life Member	04/01/24	\$ 5.00	\$ 162.90	\$ 3,406.42	
Donavan Pantke, in memoriam	12/08/23	08/31/23	\$ 52.50	\$ -	\$ 6,221.30	
William Redpath	Life Member	03/24/24	\$ 17.00	\$ 162.00	\$ 137,260.00	
Michael Rufo	09/09/24	04/03/24	\$ 154.50	\$ 668.00	\$ 3,270.00	
Joshua Smith	05/04/23	03/11/24	\$ 5.00	\$ 15.00	\$ 2,468.34	
Marcos Tuniewicz	Life Member	08/28/23	\$ 100.00	\$ -	\$ 4,771.58	
Beth Vest	Life Member	04/11/24	\$ 10.30	\$ 41.20	\$ 3,150.50	
Andrew Watkins	Life Member	03/29/24	\$ 200.00	\$ 700.00	\$ 3,243.00	
Katherine Yeniscavich	Life Member	04/14/24	\$ 10.30	\$ 266.95	\$ 3,922.96	
Total Contributions (Curr Board):			\$ 2,004.15	\$ 7,355.19	\$ 273,246.73	
Related Party Disbursements					Mar 24 Disbursement	2024 YTD Disbursements
Free Libertarian Party New Mexico				State Membership Transfer	\$ -	\$ -
LPAK - LP Alaska				State Membership Transfer	\$ 61.85	\$ 483.99
LPCA - LP California				State Membership Transfer	\$ 95.75	\$ 334.90
LPOH - LP Ohio				Ballot Access	\$ -	\$ 10,000.00
LPME - LP ME				Ballot Access	\$ -	\$ -
LPNM - LP New Mexico				State Membership Transfer	\$ 4.71	\$ 14.11
LP - North Dakota				Membership	\$ 3,500.00	\$ 7,000.00
LPVA - LP Virginia				State Membership Transfer	\$ -	\$ -
				Total Disbursements:	\$ 3,662.31	\$ 17,833.00
<b>CHAIR'S DISCRETIONARY DISBURSEMENTS FOR 2024</b>						
Chair				Memo	MTD	YTD
Angela McArdle						