

# Libertarian National Committee - Membership Report

"Donor" Totals - Jul-08

## 18 Month Comparison

	Feb-07	Mar-07	Apr-07	May-07	Jun-07	Jul-07	Aug-07	Sep-07	Oct-07	Nov-07	Dec-07	Jan-08	Feb-08	Mar-08	Apr-08	May-08	Jun-08	Jul-08
Active w-MEM	11921	12144	12333	12692	13133	13359	13551	13492	13149	13309	14181	14171	13908	13809	13579	13820	14121	14581
Active w/out MEM	891	965	852	791	792	817	822	794	769	771	924	941	1011	1032	1025	1057	1087	1102
<b>Total</b>	<b>12812</b>	<b>13109</b>	<b>13185</b>	<b>13483</b>	<b>13925</b>	<b>14176</b>	<b>14373</b>	<b>14286</b>	<b>13918</b>	<b>14080</b>	<b>15105</b>	<b>15112</b>	<b>14919</b>	<b>14841</b>	<b>14604</b>	<b>14877</b>	<b>15208</b>	<b>15683</b>
<b>Percent Change</b>	<b>5.47%</b>	<b>2.32%</b>	<b>0.58%</b>	<b>2.26%</b>	<b>3.28%</b>	<b>1.80%</b>	<b>1.39%</b>	<b>-0.61%</b>	<b>-2.58%</b>	<b>1.16%</b>	<b>7.28%</b>	<b>0.05%</b>	<b>-1.28%</b>	<b>-0.52%</b>	<b>-1.60%</b>	<b>1.87%</b>	<b>2.22%</b>	<b>3.12%</b>

Lapsed MEM	396	783	659	671	613	547	587	743	1367	812	718	724	1028	1111	959	1137	1052	759
Lapes w/out MEM	22	35	114	70	49	49	52	35	60	24	13	27	59	79	76	94	29	55
<b>Lapsed Total</b>	<b>418</b>	<b>818</b>	<b>773</b>	<b>741</b>	<b>662</b>	<b>596</b>	<b>639</b>	<b>778</b>	<b>1427</b>	<b>836</b>	<b>731</b>	<b>751</b>	<b>1087</b>	<b>1190</b>	<b>1035</b>	<b>1231</b>	<b>1081</b>	<b>814</b>
<b>Percent Change</b>	<b>16.76%</b>	<b>95.69%</b>	<b>-5.50%</b>	<b>-4.14%</b>	<b>-10.66%</b>	<b>-9.97%</b>	<b>7.21%</b>	<b>21.75%</b>	<b>83.42%</b>	<b>-41.42%</b>	<b>-12.56%</b>	<b>2.74%</b>	<b>44.74%</b>	<b>9.48%</b>	<b>-13.03%</b>	<b>18.94%</b>	<b>-12.19%</b>	<b>-24.70%</b>

New Donors w-MEM	196	196	170	181	299	195	244	230	285	165	319	228	287	208	291	955	591	521
New w/out MEM	2	0	0	0	4	0	0	0	0	1	83	33	107	36	35	75	15	16
<b>New Total</b>	<b>198</b>	<b>196</b>	<b>170</b>	<b>181</b>	<b>303</b>	<b>195</b>	<b>244</b>	<b>230</b>	<b>285</b>	<b>166</b>	<b>402</b>	<b>261</b>	<b>394</b>	<b>244</b>	<b>326</b>	<b>1030</b>	<b>606</b>	<b>537</b>
<b>Percent Change</b>	<b>-17.50%</b>	<b>-1.01%</b>	<b>-13.27%</b>	<b>6.47%</b>	<b>67.40%</b>	<b>-35.64%</b>	<b>25.13%</b>	<b>-5.74%</b>	<b>23.91%</b>	<b>-41.75%</b>	<b>142.17%</b>	<b>-35.07%</b>	<b>50.96%</b>	<b>-38.07%</b>	<b>33.61%</b>	<b>215.95%</b>	<b>-41.17%</b>	<b>-11.39%</b>

Renewed w-MEM	777	810	678	849	755	578	535	454	739	807	1271	486	478	804	438	423	762	698
Renewed w/out MEM	108	109	1	9	46	74	57	7	35	25	83	11	22	64	34	51	44	54
<b>Total Renewals</b>	<b>885</b>	<b>919</b>	<b>679</b>	<b>858</b>	<b>801</b>	<b>652</b>	<b>592</b>	<b>461</b>	<b>774</b>	<b>832</b>	<b>1354</b>	<b>497</b>	<b>500</b>	<b>868</b>	<b>472</b>	<b>474</b>	<b>806</b>	<b>752</b>
<b>Percent Change</b>	<b>87.10%</b>	<b>3.84%</b>	<b>-26.12%</b>	<b>54.20%</b>	<b>-6.64%</b>	<b>-18.60%</b>	<b>-9.20%</b>	<b>-22.13%</b>	<b>67.90%</b>	<b>7.49%</b>	<b>62.74%</b>	<b>-63.29%</b>	<b>0.60%</b>	<b>73.60%</b>	<b>-45.62%</b>	<b>0.42%</b>	<b>70.04%</b>	<b>-6.70%</b>

Active MEM	11921	12144	12333	12692	13133	13359	13551	13492	13149	13309	14181	14171	13908	13809	13579	13820	14121	14581
Zero Dues MEM	93537	93517	93438	93479	93163	93082	93127	93410	94021	94018	93567	93824	94355	94640	95183	95510	95783	95899
<b>Total "MEM"</b>	<b>105458</b>	<b>105661</b>	<b>105771</b>	<b>106171</b>	<b>106296</b>	<b>106441</b>	<b>106678</b>	<b>106902</b>	<b>107170</b>	<b>107327</b>	<b>107748</b>	<b>107995</b>	<b>108263</b>	<b>108449</b>	<b>108762</b>	<b>109330</b>	<b>109904</b>	<b>110480</b>
<b>Percent Change</b>	<b>0.34%</b>	<b>0.19%</b>	<b>0.10%</b>	<b>0.38%</b>	<b>0.12%</b>	<b>0.14%</b>	<b>0.22%</b>	<b>0.21%</b>	<b>0.25%</b>	<b>0.15%</b>	<b>0.39%</b>	<b>0.23%</b>	<b>0.25%</b>	<b>0.17%</b>	<b>0.29%</b>	<b>0.52%</b>	<b>0.53%</b>	<b>0.52%</b>

<b>Total "LIFETIME"</b>	<b>1861</b>	<b>n/a</b>	<b>n/a</b>	<b>n/a</b>	<b>n/a</b>	<b>n/a</b>	<b>n/a</b>	<b>1908</b>	<b>1918</b>	<b>1921</b>	<b>1930</b>	<b>1930</b>	<b>1933</b>	<b>1936</b>	<b>1937</b>	<b>1941</b>	<b>1947</b>	<b>1952</b>
-------------------------	-------------	------------	------------	------------	------------	------------	------------	-------------	-------------	-------------	-------------	-------------	-------------	-------------	-------------	-------------	-------------	-------------

## Last Year vs. This Year

	Jul-07	Jul-08	Change
Active w-MEM	13359	14581	9.15%
Active w/out MEM	817	1102	34.88%
<b>Total Active</b>	<b>14176</b>	<b>15683</b>	<b>10.63%</b>
Lapsed	596	814	36.58%
New Donors	195	537	175.38%
Renewals	652	752	15.34%

Active Donors w-MEM = 14581

Lapsed & Zero Dues MEM = 95899

Total "MEM" w-Signed Certificate = 110480

Member Signed Certificate = "MEM"

**Jul-08 MEMBERSHIP BY STATE --- ACTIVE AND NON ACTIVE**

<u>STATE</u>	<u>TOTAL "MEM"</u>	<u>NON ACTIVE "MEM"</u>	<u>ACTIVE "MEM"</u>	<u>ACTIVE "SUB"</u>	<u>TOTAL "ACTIVE"</u>
AK	608	537	71	3	74
AL	1322	1116	206	22	228
AR	688	596	92	5	97
AZ	2640	2301	339	31	370
CA	17668	15668	2000	145	2145
CO	3004	2548	456	41	497
CT	1238	1041	197	13	210
DC	293	257	36	6	42
DE	329	283	46	4	50
FL	6403	5477	926	69	995
GA	5205	4598	607	36	643
HI	447	385	62	4	66
IA	815	703	112	9	121
ID	612	552	60	2	62
IL	3684	3167	517	50	567
IN	2460	2120	340	27	367
KS	1017	861	156	7	163
KY	873	749	124	8	132
LA	789	657	132	7	139
MA	2529	2252	277	24	301
MD	1990	1700	290	29	319
ME	685	613	72	8	80
MI	4541	4013	528	39	567
MN	1691	1465	226	16	242
MO	1856	1583	273	21	294
MS	462	416	46	8	54

<u>STATE</u>	<u>TOTAL "MEM"</u>	<u>NON ACTIVE "MEM"</u>	<u>ACTIVE "MEM"</u>	<u>ACTIVE "SUB"</u>	<u>TOTAL "ACTIVE"</u>
MT	408	358	50	9	59
NC	2615	2250	365	24	389
ND	131	110	21	0	21
NE	476	402	74	2	76
NH	1203	1050	153	12	165
NJ	2572	2252	320	28	348
NM	950	829	121	7	128
NV	1469	1255	214	15	229
NY	3893	3310	583	64	647
OH	3781	3145	636	51	687
OK	785	680	105	12	117
OR	1924	1712	212	16	228
PA	4960	4385	575	36	611
RI	224	198	26	0	26
SC	1313	1037	276	15	291
SD	187	155	32	1	33
TN	1894	1584	310	12	322
TX	6702	5876	826	63	889
UT	924	833	91	7	98
VA	3406	2840	566	32	598
VT	353	319	34	6	40
WA	3706	3293	413	20	433
WI	1519	1292	227	14	241
WV	506	447	59	4	63
WY	268	227	41	3	44
OTHER	462	402	60	15	75

	<u>TOTAL "MEM"</u>	<u>NON ACTIVE "MEM"</u>	<u>ACTIVE "MEM"</u>	<u>ACTIVE "SUB"</u>	<u>TOTAL "ACTIVE"</u>
<b>TOTALS</b>	<b>110480</b>	<b>95899</b>	<b>14581</b>	<b>1102</b>	<b>15683</b>

<u>STATE RANKINGS - TOP 15</u>				
<u>STATE</u>	<u>TL MEM</u>	<u>ACT MEM</u>	<u>ACT SUB</u>	<u>TL ACT</u>
CA	17668	2000	145	2145
FL	6403	926	69	995
TX	6702	826	63	889
OH	3781	636	51	687
GA	5205	607	36	643
NY	3893	583	64	647
PA	4960	575	36	611
VA	3406	566	32	598
MI	4541	528	39	567
IL	3684	517	50	567
CO	3004	456	41	497
WA	3706	413	20	433
NC	2615	365	24	389
IN	2460	340	27	367
AZ	2640	339	31	370

**DEFINITIONS: MEM = Member Signed Certificate**

**Total MEM = Total # Constituents Per State w-Member Signed Certificate**

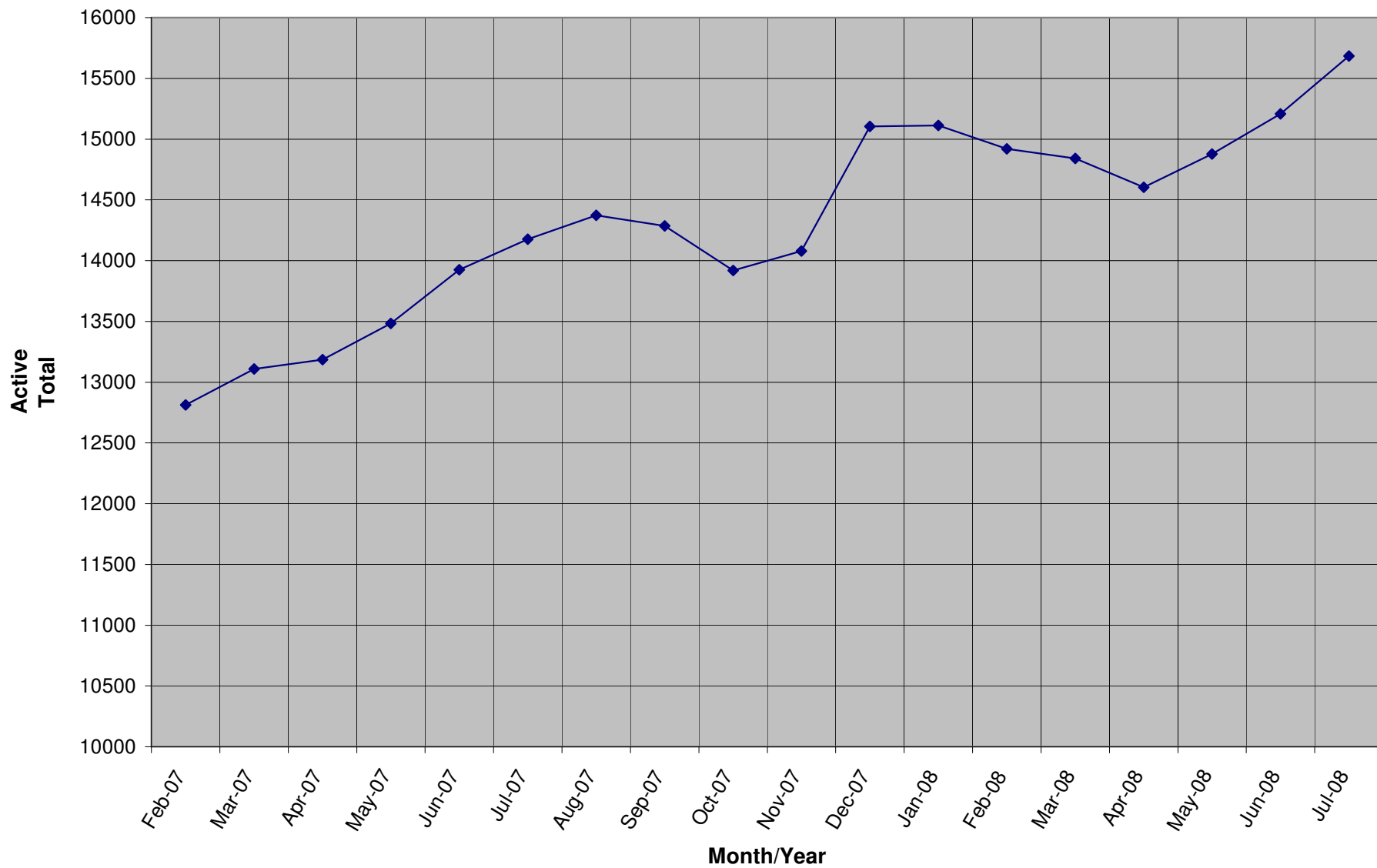
**NON ACTIVE MEM = Const w-Signed Certificate who are Lapsed or Inquires ("Zero Dues Member")**

**ACTIVE MEM = Current Dues Paying or Lifetime Donor w-Signed Certificate (By Law Definition of "Sustaining Member" and number used for delegate count)**

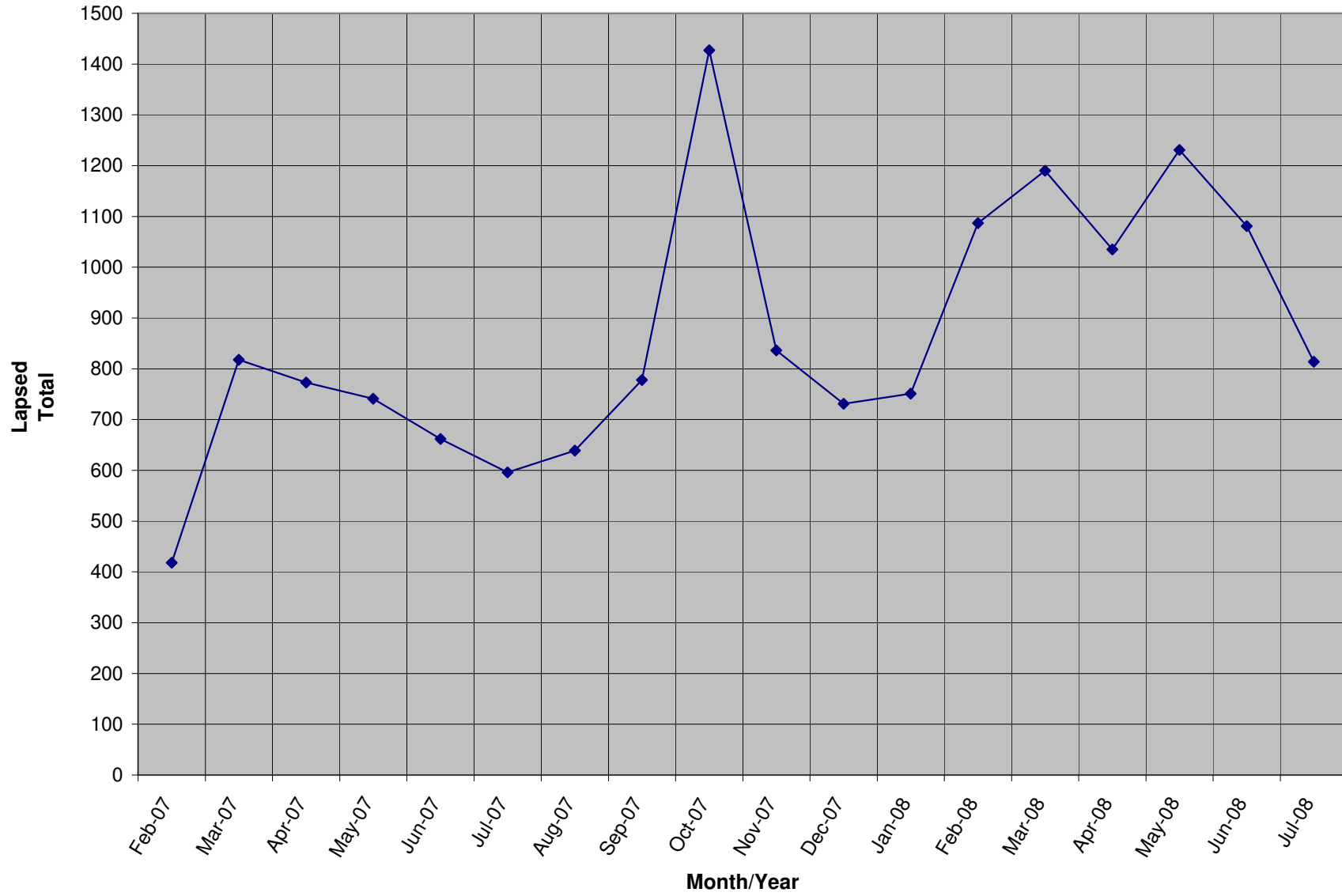
**ACTIVE SUB (ACTIVE NON MEM) = Current Dues Paying or Lifetime Donors Whoe Have NOT Signed the Certificate (Formerly Called "Subscriber")**

**TOTAL ACTIVE = Current Dues Paying or Lifetime Donor**

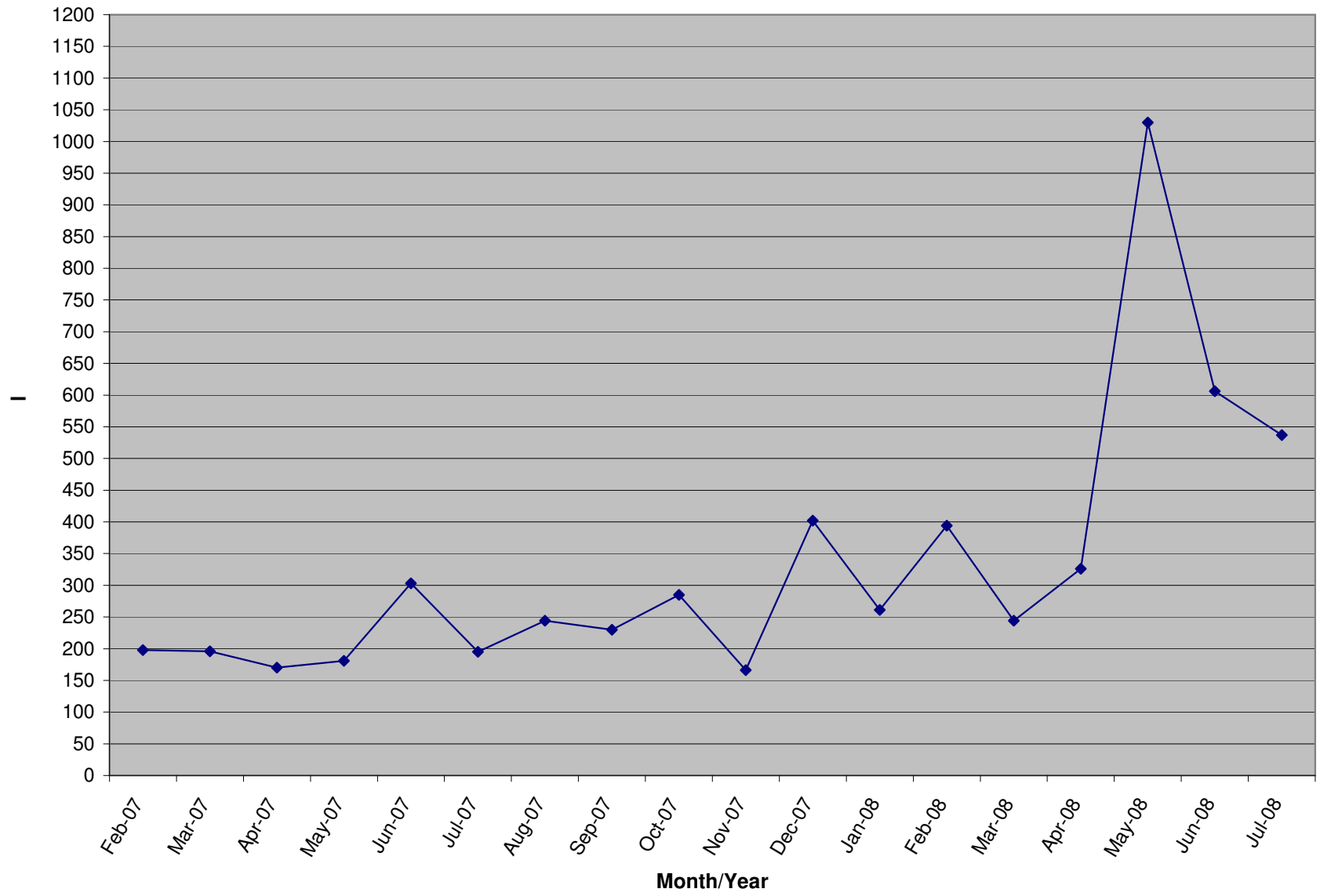
### Active Donors



### Lapsed Donors



### New Donors



### Renew Donors

