

*Libertarian National Committee*  
*Membership Totals Sep-05*

**18 Month Comparison**

	Apr-04	May-04	Jun-04	Jul-04	Aug-04	Sep-04	Oct-04	Nov-04	Dec-04	Jan-05	Feb-05	Mar-05	Apr-05	May-05	Jun-05	Jul-05	Aug-05	Sep-05
Members	19107	19306	19834	19982	19747	19830	19913	19929	20283	20299	20247	20537	20326	19755	19402	18936	18538	18082
Subscribers	1977	1944	2087	1936	1961	1930	1898	1907	1894	1869	1993	2169	2233	2179	2232	2254	2255	2158
<b>Total</b>	<b>21084</b>	<b>21250</b>	<b>21921</b>	<b>21918</b>	<b>21708</b>	<b>21760</b>	<b>21811</b>	<b>21836</b>	<b>22177</b>	<b>22168</b>	<b>22240</b>	<b>22706</b>	<b>22559</b>	<b>21934</b>	<b>21634</b>	<b>21190</b>	<b>20793</b>	<b>20240</b>
<b>Percent Change</b>	<b>#REF!</b>	<b>0.79%</b>	<b>3.16%</b>	<b>-0.01%</b>	<b>-0.96%</b>	<b>0.24%</b>	<b>0.23%</b>	<b>0.11%</b>	<b>1.56%</b>	<b>-0.04%</b>	<b>0.32%</b>	<b>2.10%</b>	<b>-0.65%</b>	<b>-2.77%</b>	<b>-4.10%</b>	<b>-3.39%</b>	<b>-3.89%</b>	<b>-4.48%</b>

Lapsed Members	476	404	395	488	556	496	743	618	558	626	583	1270	1354	1208	1607	1310	1338	1192
Lapsed Subscribers	25	47	46	62	71	56	83	52	106	124	66	129	159	137	272	165	175	75
<b>Lapsed Total</b>	<b>501</b>	<b>451</b>	<b>441</b>	<b>550</b>	<b>627</b>	<b>552</b>	<b>826</b>	<b>670</b>	<b>664</b>	<b>750</b>	<b>649</b>	<b>1399</b>	<b>1513</b>	<b>1345</b>	<b>1879</b>	<b>1475</b>	<b>1513</b>	<b>1267</b>
<b>Percent Change</b>	<b>#REF!</b>	<b>-9.98%</b>	<b>-2.22%</b>	<b>24.72%</b>	<b>14.00%</b>	<b>-11.96%</b>	<b>49.64%</b>	<b>-18.89%</b>	<b>-0.90%</b>	<b>12.95%</b>	<b>-13.47%</b>	<b>115.56%</b>	<b>8.15%</b>	<b>-11.10%</b>	<b>24.19%</b>	<b>9.67%</b>	<b>-19.48%</b>	<b>-14.10%</b>

New Members	206	242	232	293	201	88	706	348	341	162	129	174	167	242	319	201	187	169
New Subscribers	104	75	111	84	75	16	5	0	2	44	134	163	22	60	152	98	88	8
<b>New Total</b>	<b>310</b>	<b>317</b>	<b>343</b>	<b>377</b>	<b>276</b>	<b>104</b>	<b>711</b>	<b>348</b>	<b>343</b>	<b>206</b>	<b>263</b>	<b>337</b>	<b>189</b>	<b>302</b>	<b>471</b>	<b>299</b>	<b>275</b>	<b>177</b>
<b>Percent Change</b>	<b>#REF!</b>	<b>2.26%</b>	<b>8.20%</b>	<b>9.91%</b>	<b>-26.79%</b>	<b>-62.32%</b>	<b>583.65%</b>	<b>-51.05%</b>	<b>-1.44%</b>	<b>-39.94%</b>	<b>27.67%</b>	<b>28.14%</b>	<b>-43.92%</b>	<b>59.79%</b>	<b>149.21%</b>	<b>-0.99%</b>	<b>-41.61%</b>	<b>-40.80%</b>

Renewed Mem	NA	NA	NA	NA	NA	491	120	286	571	480	402	1386	976	395	935	643	753	567
Renewed Sub	NA	NA	NA	NA	NA	9	46	61	91	55	56	142	201	23	173	89	88	-30
<b>Total Renewals</b>	<b>NA</b>	<b>NA</b>	<b>NA</b>	<b>NA</b>	<b>NA</b>	<b>500</b>	<b>166</b>	<b>347</b>	<b>662</b>	<b>535</b>	<b>458</b>	<b>1528</b>	<b>1177</b>	<b>418</b>	<b>1108</b>	<b>732</b>	<b>841</b>	<b>537</b>
<b>Percent Change</b>	<b>NA</b>	<b>NA</b>	<b>NA</b>	<b>NA</b>	<b>NA</b>	<b>NA</b>	<b>-66.80%</b>	<b>109.04%</b>	<b>90.78%</b>	<b>-19.18%</b>	<b>-14.39%</b>	<b>233.62%</b>	<b>-22.97%</b>	<b>-64.49%</b>	<b>-5.86%</b>	<b>75.12%</b>	<b>-24.10%</b>	<b>-26.64%</b>

**Last Year vs. This Year**

	Sep-04	Sep-05
Members	19830	18082
Subscribers	1930	2158
<b>Total</b>	<b>21760</b>	<b>20240</b>
<b>Percent Change</b>		<b>-6.99%</b>

Active w-Mem Signed Certificate = 16656

Lapsed w-Mem Signed Certificate = 80459

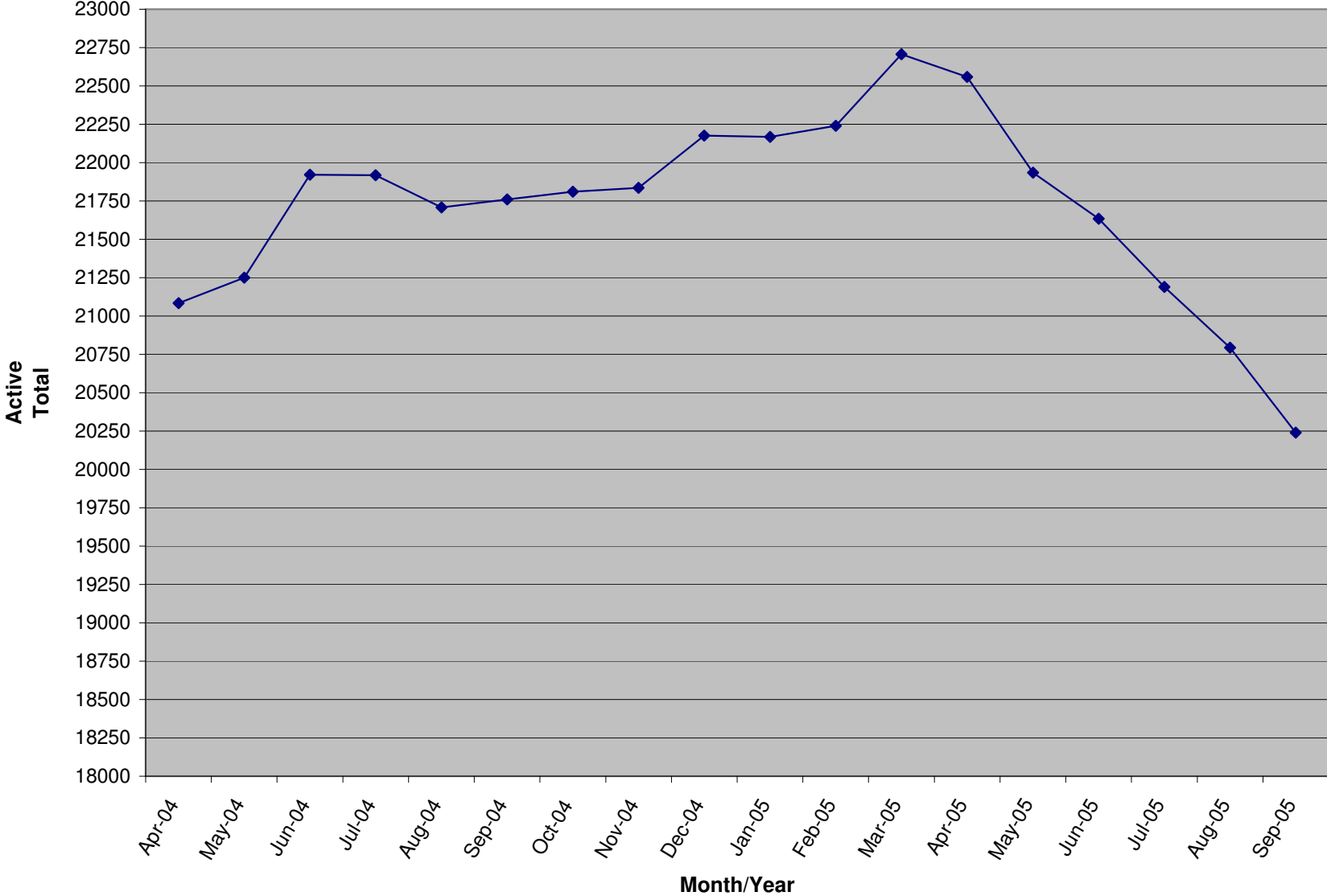
Total w-Signed Certificate = 97115

Lapsed	552	1267
<b>Percent Change</b>		<b>129.53%</b>

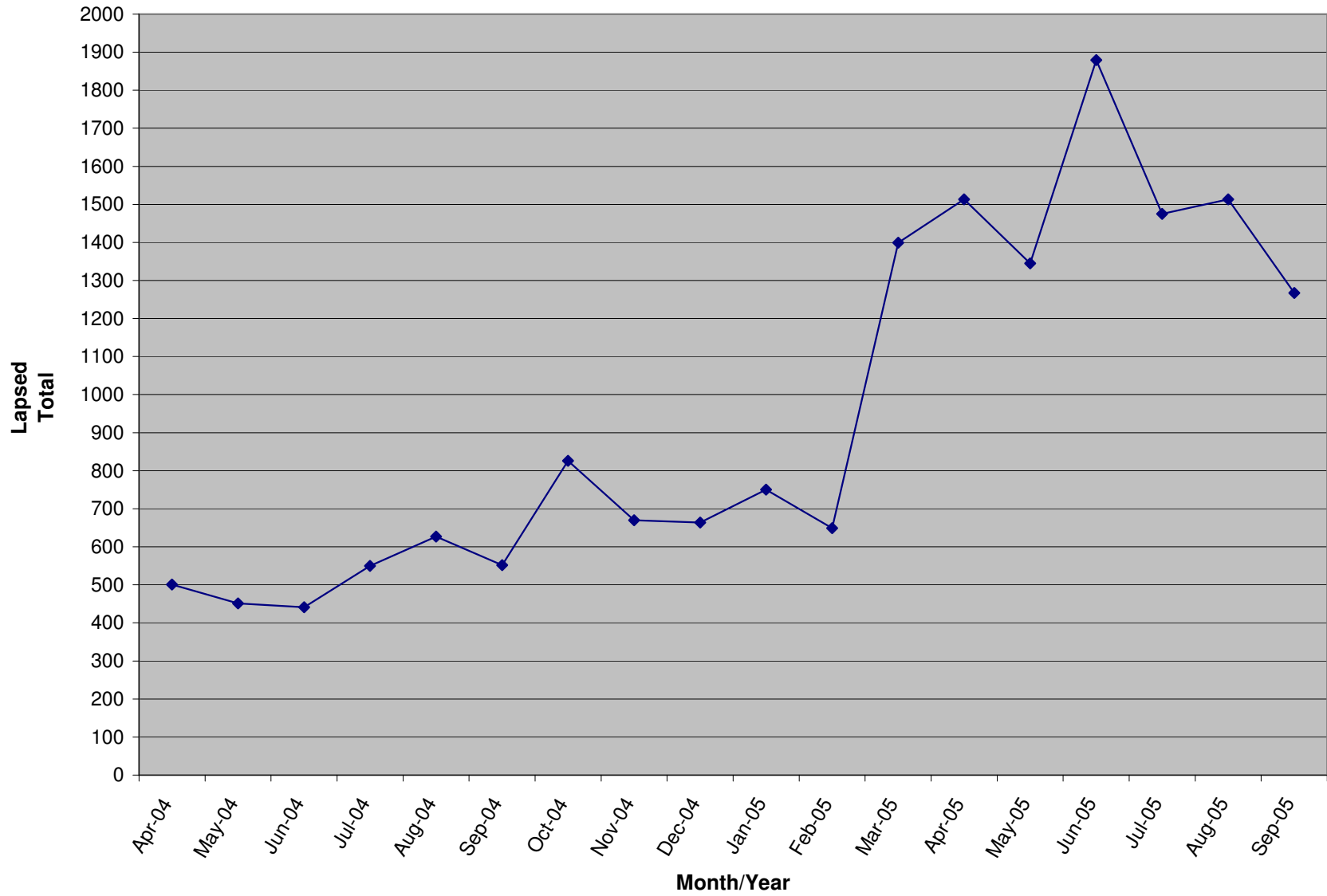
New	104	177
<b>Percent Change</b>		<b>70.19%</b>

Renewals	500	537
<b>Percent Change</b>		<b>7.40%</b>

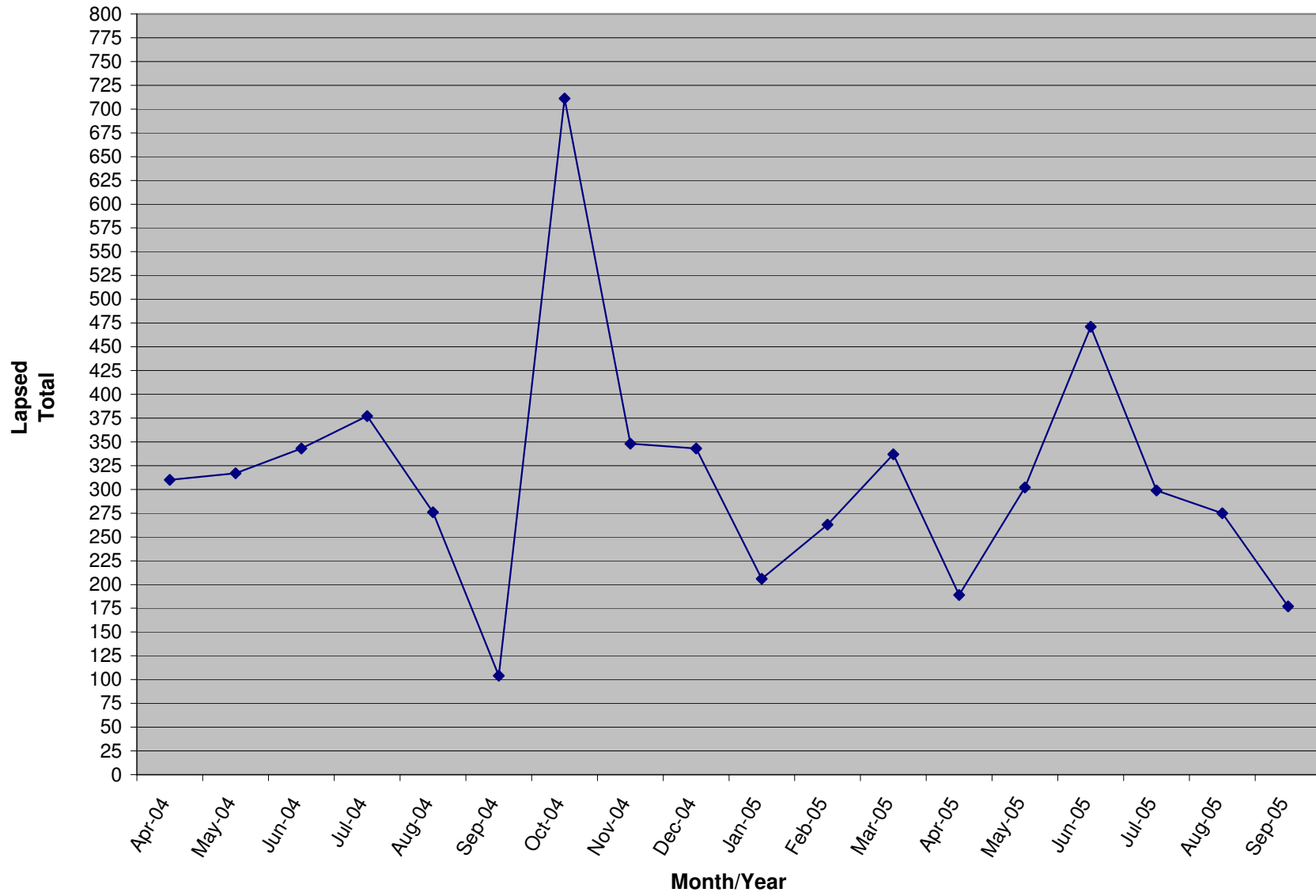
### Active Membership



### Lapsed Membership



### New Membership



**MEMBERS - SUBSCRIBERS BY STATE**

<u>STATE</u>	<u>MEM</u>	<u>SUB</u>	<u>TOTAL</u>	<u>STATE</u>	<u>MEM</u>	<u>SUB</u>	<u>TOTAL</u>
AL	193	15	208	MT	47	9	56
AK	103	9	112	NE	76	8	84
AZ	343	54	397	NV	225	22	247
AR	83	12	95	NH	188	25	213
CA	3110	331	3441	NJ	424	60	484
CO	486	67	553	NM	158	21	179
CT	227	25	252	NY	623	98	721
DE	55	4	59	NC	421	41	462
DC	50	10	60	ND	15	3	18
FL	1008	141	1149	OH	655	73	728
GA	541	96	637	OK	114	11	125
HI	71	6	77	OR	337	37	374
ID	77	9	86	PA	708	102	810
IL	616	73	689	RI	31	2	33
IN	487	50	537	SC	173	16	189
IA	163	9	172	SD	27	4	31
KS	167	18	185	TN	291	19	310
KY	118	16	134	TX	1037	130	1167
LA	119	16	135	UT	100	15	115
ME	97	11	108	VT	62	11	73
MD	355	60	415	VA	635	79	714
MA	386	61	447	WA	577	58	635
MI	689	71	760	WV	63	6	69
MN	270	35	305	WI	239	34	273
MS	56	12	68	WY	41	1	42
MO	275	39	314	OTHER	670	23	693

<b>Sep-05</b>	<b>TOTAL ALL STATES</b>	<b>20240</b>
---------------	-------------------------	--------------