

Libertarian National Committee - Membership Report

"Donor" Totals - Sep-16

4 Year & 12 Month Comparison

	Dec-12	Dec-13	Dec-14	Dec-15	Sep-15	Oct-15	Nov-15	Dec-15	Jan-16	Feb-16	Mar-16	Apr-16	May-16	Jun-16	Jul-16	Aug-16	Sep-16
Active w-MEM	13749	13670	12053	11184	11715	11399	11198	11184	11183	11413	11824	12509	14532	15477	16656	17568	17888
Active w/out MEM	1194	967	747	509	522	517	513	509	497	514	507	519	787	981	1223	1736	1890
Total Active Donors	14943	14637	12800	11693	12237	11916	11711	11693	11680	11927	12331	13028	15319	16458	17879	19304	19778
Percent Change	4.30%	-2.05%	-12.55%	-0.15%	0.02%	-2.62%	-1.72%	-0.15%	-0.11%	2.11%	3.39%	5.65%	17.59%	7.44%	8.63%	7.97%	2.46%
Lapsed/Drop MEM	1381	1245	1733	909	568	1044	679	909	663	612	837	718	465	662	514	681	599
Lapse w/out MEM	76	82	203	30	28	46	29	30	44	40	41	20	10	14	10	24	29
Lapsed/Drop Total	1457	1327	1936	939	596	1090	708	939	707	652	878	738	475	676	524	705	628
Percent Change	0.28%	-8.92%	45.89%	32.63%	1.88%	82.89%	-35.05%	32.63%	-24.71%	-7.78%	34.66%	-15.95%	-35.64%	42.32%	-22.49%	34.54%	-10.92%
New Donors w-MEM	240	267	110	103	103	87	104	103	145	308	524	675	1393	1184	1181	1054	469
New w/out MEM	38	168	6	6	12	10	10	6	3	15	22	31	176	163	230	535	176
New Total	278	435	116	109	115	97	114	109	148	323	546	706	1569	1347	1411	1589	645
Percent Change	-1.42%	56.47%	-73.33%	-4.39%	-21.77%	-15.65%	17.53%	-4.39%	35.78%	118.24%	69.04%	29.30%	122.24%	-14.15%	4.75%	12.62%	-59.41%
Renewed w-MEM	708	966	729	792	472	641	374	792	517	534	724	728	1095	423	512	539	450
Renewed w/out MEM	57	55	14	20	11	31	15	20	29	42	12	1	102	45	22	2	7
Total Renewals	765	1021	743	812	483	672	389	812	546	576	736	729	1197	468	534	541	457
Percent Change	-20.40%	33.46%	-27.23%	108.74%	-1.02%	39.13%	-42.11%	108.74%	-32.76%	5.49%	27.78%	-0.95%	64.20%	-60.90%	14.10%	1.31%	-15.53%
Total "MEM"	126900	130507	133400	135197	134870	134974	135104	135197	135417	135980	136797	137539	139513	140413	141889	143319	143935
Percent Change	4.14%	2.84%	2.22%	0.07%	0.07%	0.08%	0.10%	0.07%	0.16%	0.42%	0.60%	0.54%	1.44%	0.65%	1.05%	1.01%	0.43%
Total "LIFETIME"	2208	2295	2446	2458	2456	2456	2457	2458	2459	2461	2461	2473	2501	2514	2531	2554	2560
Total "BSM"	13824	13869	12526	11045	11593	11247	11173	11045	11112	11400	11768	12461	14554	15448	16759	17541	18071

Last Year vs. This Year

	Sep-15	Sep-16	Change	12 Mo Ave		
Active w-MEM	11715	17888	52.69%	13569	<u>Active Donors w-MEM =</u>	17888
Active w/out MEM	522	1890	262.07%	849	<u>Lapsed & Zero Dues MEM =</u>	126047
Total Active Donors	12237	19778	61.62%	14419	<u>Total "MEM" w-Signed Certificate =</u>	143935
Lapsed/Dropped	596	628	5.37%	727	<u>Member Signed Certificate =</u>	"MEM"
New Donors	115	645	460.87%	717	<u>Total "BSM" =</u>	18071
Renewals	483	457	-5.38%	638	<u>Bylaws Defined Sustaining Member =</u>	"BSM"

Sep-16 MEMBERSHIP BY STATE --- ACTIVE AND NON ACTIVE

STATE	TOTAL "MEM"	ACTIVE "MEM"	ACTIVE "SUB"	TOTAL "ACTIVE"	TOTAL "BSM"
AK	704	86	4	90	83
AL	1894	262	16	278	262
AR	958	123	12	135	121
AZ	3358	398	43	441	401
CA	19969	1974	235	2209	1990
CO	3981	573	66	639	571
CT	1571	206	32	238	202
DC	417	48	6	54	54
DE	417	50	5	55	54
FL	8499	1029	129	1158	1036
GA	6229	567	63	630	577
HI	567	84	8	92	85
IA	1120	185	13	198	184
ID	799	79	8	87	77
IL	4777	637	72	709	648
IN	3478	546	35	581	558
KS	1306	177	10	187	179
KY	1286	174	8	182	178
LA	1186	167	20	187	172
MA	2996	305	49	354	305
MD	2626	357	39	396	364
ME	844	81	13	94	87
MI	5468	622	43	665	629
MN	2187	281	39	320	283
MO	2546	352	24	376	352
MS	774	99	9	108	99

STATE	TOTAL "MEM"	ACTIVE "MEM"	ACTIVE "SUB"	TOTAL "ACTIVE"	TOTAL "BSM"
MT	539	71	7	78	72
NC	3597	449	57	506	452
ND	259	52	6	58	51
NE	713	109	5	114	111
NH	1438	186	20	206	188
NJ	3240	372	53	425	373
NM	1197	160	22	182	160
NV	1977	201	25	226	204
NY	5383	792	97	889	801
OH	5570	743	50	793	754
OK	1150	159	17	176	159
OR	2286	187	38	225	186
PA	6262	689	82	771	705
RI	337	46	8	54	46
SC	2005	276	23	299	284
SD	281	42	5	47	45
TN	2664	434	17	451	436
TX	9831	1395	150	1545	1400
UT	1250	149	17	166	149
VA	5184	822	74	896	833
VT	422	42	5	47	41
WA	4621	560	55	615	575
WI	2116	303	33	336	307
WV	642	63	4	67	64
WY	328	39	2	41	40
XX	686	85	17	102	84

SUSTAINING MEMBERSHIP STATE RANKINGS - "BSM"

State	Total BSM	Rank	State	Total BSM	Rank
CA	1990	1	NH	188	27
TX	1400	2	OR	186	28
FL	1036	3	IA	184	29
VA	833	4	KS	179	30
NY	801	5	KY	178	31
OH	754	6	LA	172	32
PA	705	7	NM	160	33
IL	648	8	OK	159	34
M	629	9	UT	149	35
GA	577	10	AR	121	36
WA	575	11	NE	111	37
CO	571	12	MS	99	38
IN	558	13	ME	87	39
NC	452	14	H	85	40
TN	436	15	AK	83	41
AZ	401	16	ID	77	42
NJ	373	17	MT	72	43
MD	364	18	WV	64	44
MO	352	19	DC	54	45
VI	307	20	DE	54	46
MA	305	21	ND	51	47
SC	284	22	RI	46	48
MN	283	23	SD	45	49
AL	262	24	VT	41	50
NV	204	25	WY	40	51
CT	202	26	XX	84	52

	TOTAL "MEM"	ACTIVE "MEM"	ACTIVE "SUB"	TOTAL "ACTIVE"	TOTAL "BSM"
TOTALS	143935	17888	1890	19778	18071

DEFINITIONS: MEM = Member Signed Certificate

Total MEM = Total # Constituents Per State w-Member Signed Certificate

ACTIVE MEM = Current Dues Paying or Lifetime Donor w-Signed Certificate

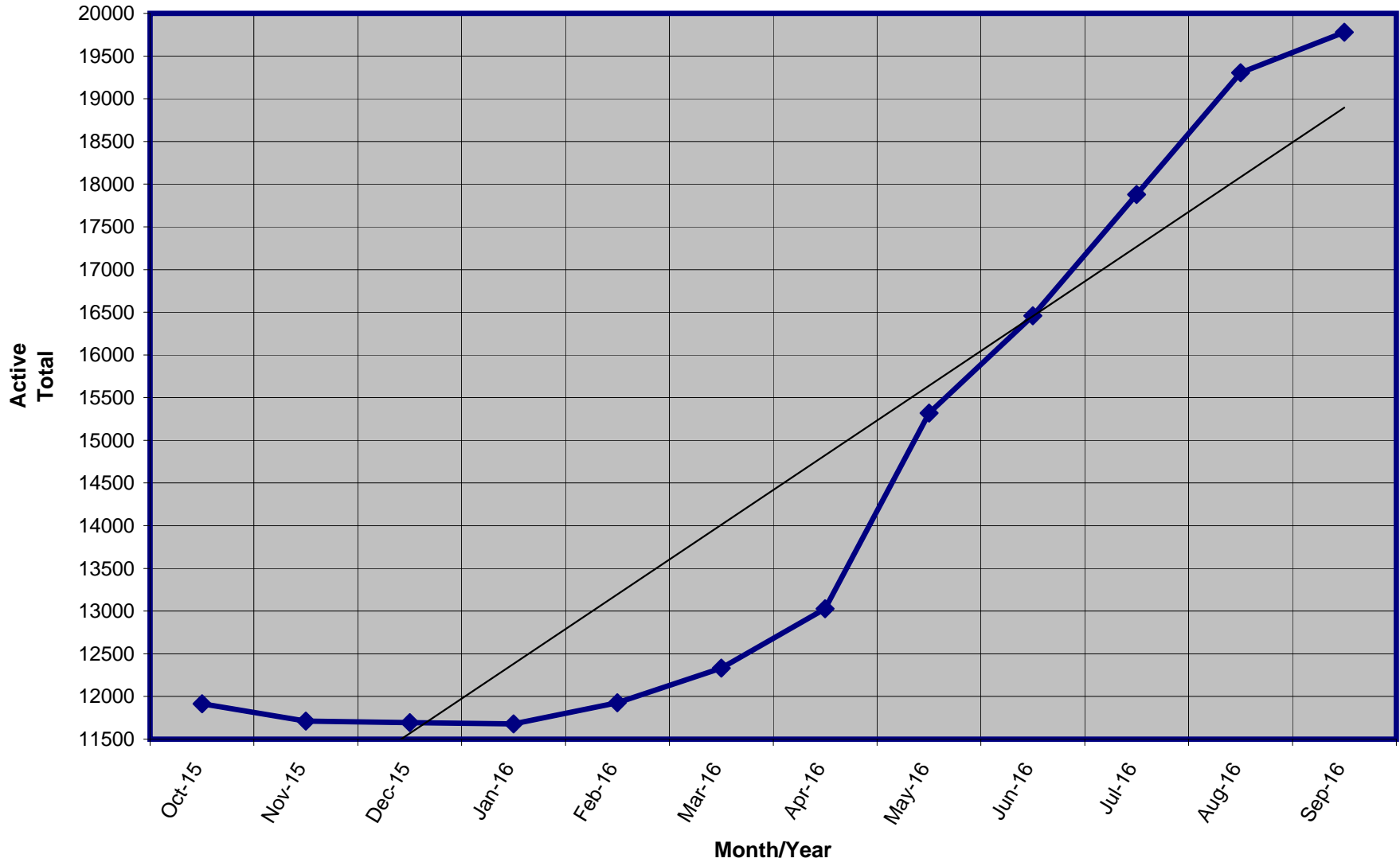
ACTIVE SUB (ACTIVE NON MEM) = Current Dues Paying or Lifetime Donors Who Have NOT Signed the Certificate (Formerly Called "Subscriber")

TOTAL ACTIVE = Current Dues Paying or Lifetime Donor

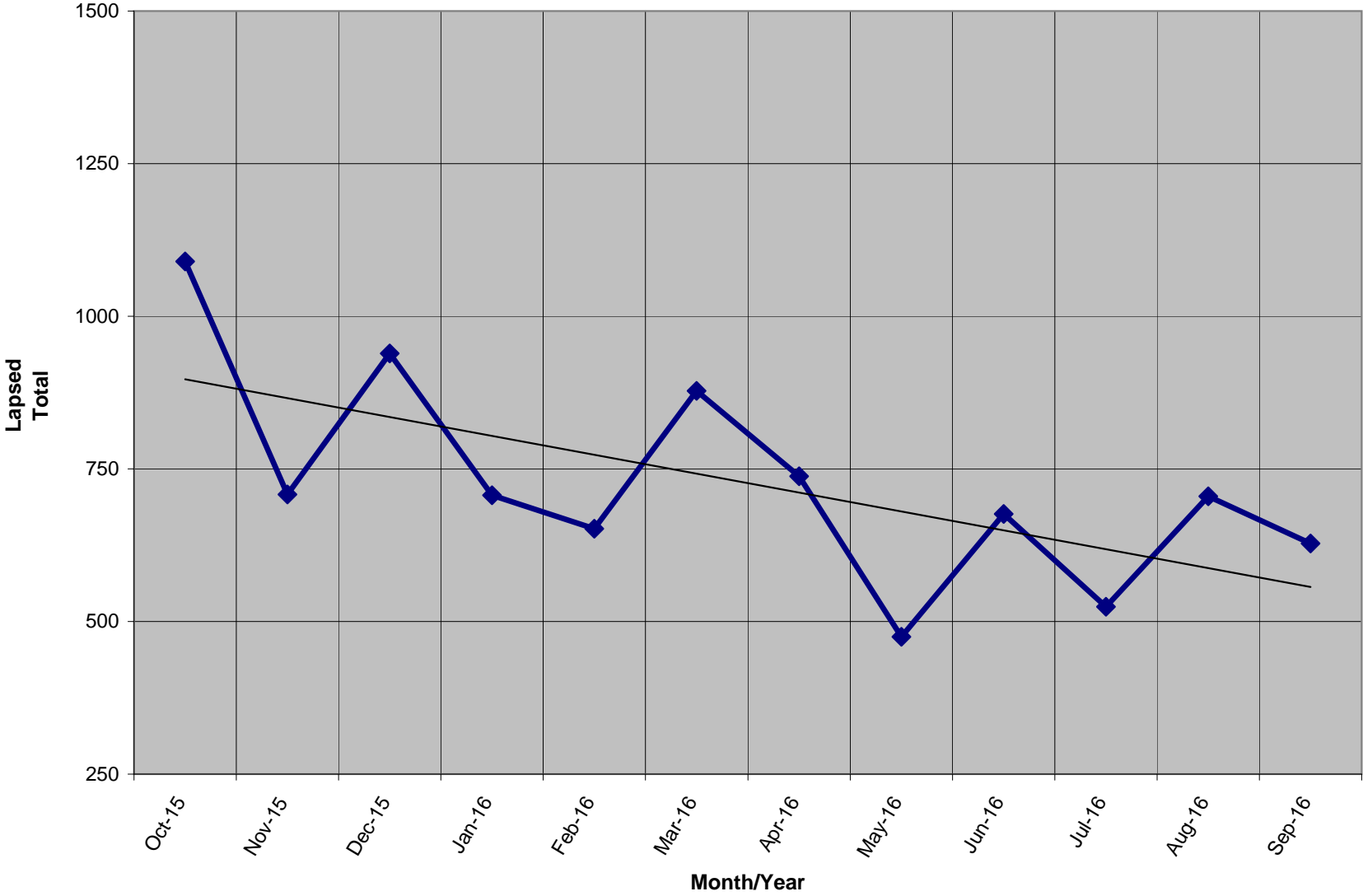
BSM = By Law Definition of "Sustaining Member" and number used for delegate count

(Art 5-3: "Sustaining member" is any Party member who has given at least \$25 to the Party in the prior twelve months, or who is a life member.)

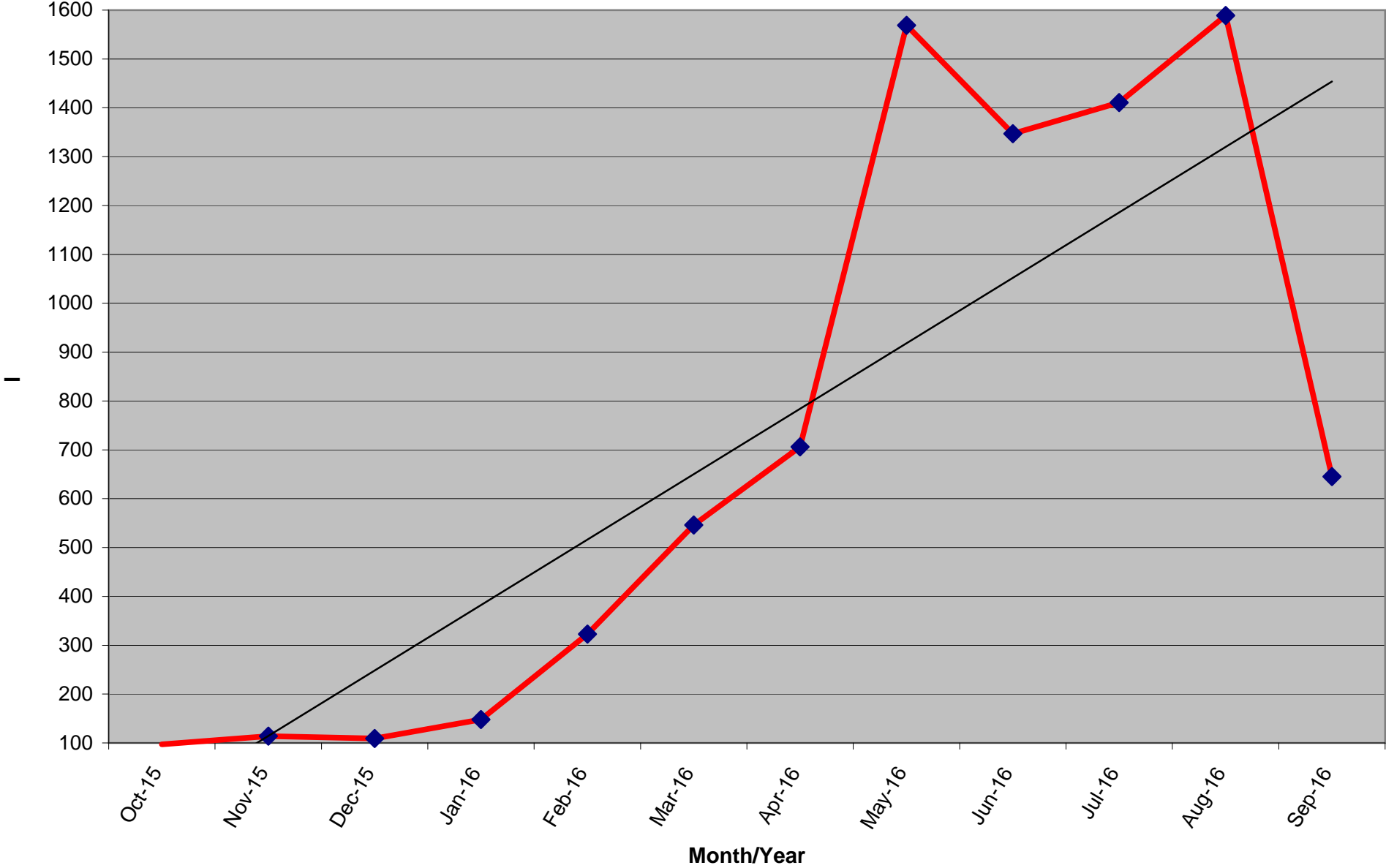
Active Donors - Past 12 Months



Lapsed - Dropped - Donors - Past 12 Months



New Donors Past 12 Months



Renew Donors - Past 12 Months

