

Libertarian National Committee

"Donor" Totals - Nov-06

18 Month Comparison

	Jun-05	Jul-05	Aug-05	Sep-05	Oct-05	Nov-05	Dec-05	Jan-06	Feb-06	Mar-06	Apr-06	May-06	Jun-06	Jul-06	Aug-06	Sep-06	Oct-06	Nov-06
Active w-MEM	19402	18936	18538	18082	17830	15896	15575	14795	14097	13664	13620	13168	12541	12047	11504	11145	11350	11196
Active w/out MEM	2232	2254	2255	2158	2165	2004	1838	1797	1890	1770	1403	1322	1175	1034	900	862	880	824
Total	21634	21190	20793	20240	19995	17900	17413	16592	15987	15434	15023	14490	13716	13081	12404	12007	12230	12020
Percent Change	-1.37%	-2.05%	-1.87%	-2.66%	-1.21%	-10.48%	-2.72%	-4.71%	-3.65%	-3.46%	-2.66%	-3.55%	-5.34%	-4.63%	-5.18%	-3.20%	1.86%	-1.72%

Lapsed MEM	1607	1310	1338	1192	2114	2825	1696	970	801	1236	737	1132	1223	1117	1197	971	1189	1127
Lapes w/out MEM	272	165	175	105	151	207	125	97	206	239	439	155	535	178	190	57	92	60
Lapsed Total	1879	1475	1513	1297	2265	3032	1821	1067	1007	1475	1176	1287	1758	1295	1387	1028	1281	1187
Percent Change	39.70%	-21.50%	2.58%	-14.28%	74.63%	33.86%	-39.94%	-41.41%	-5.62%	46.47%	-20.27%	9.44%	36.60%	-26.34%	7.10%	-25.88%	24.61%	-7.34%

New Donors w-MEM	319	201	187	169	167	135	175	111	231	132	102	132	124	109	114	251	525	203
New w/out MEM	152	98	88	8	26	5	3	3	4	0	0	0	0	0	0	0	2	1
New Total	471	299	275	177	193	140	178	114	235	132	102	132	124	109	114	251	527	204
Percent Change	55.96%	-36.52%	-8.03%	-35.64%	9.04%	-27.46%	27.14%	-35.96%	106.14%	-43.83%	-22.73%	29.41%	-6.06%	-12.10%	4.59%	120.18%	109.96%	-61.29%

Renewed w-MEM	935	643	753	567	1695	756	956	79	128	671	591	548	472	514	540	361	869	770
Renewed w/out MEM	173	89	88	0	132	41	63	53	295	119	72	74	388	37	56	19	112	3
Total Renewals	1108	732	841	567	1827	797	1019	132	423	790	663	622	860	551	596	380	981	773
Percent Change	165.07%	-33.94%	14.89%	-32.58%	222.22%	-56.38%	27.85%	-87.05%	220.45%	86.76%	-16.08%	-6.18%	38.26%	-35.93%	8.17%	-36.24%	158.16%	-21.20%

Active MEM	19402	18936	18538	18082	17830	15896	15575	14795	14097	13664	13620	13168	12541	12047	11504	11145	11350	11196
Zero Dues MEM	n/a	n/a	n/a	n/a	n/a	n/a	83083	83516	84327	85648	85820	86780	88936	89826	90928	91681	92187	93175
Total "MEM"	n/a	n/a	n/a	n/a	n/a	n/a	98658	98311	98424	99312	99440	99948	101477	101873	102432	102826	103537	104371
Percent Change	n/a	n/a	n/a	n/a	n/a	n/a	n/a	-0.35%	0.11%	0.90%	0.13%	0.51%	1.53%	0.39%	0.55%	0.38%	0.69%	0.81%

Last Year vs. This Year

	Nov-05	Nov-06		
Active w-MEM	17830	11196	Active Donors w-MEM =	11196
Active w/out MEM	2165	824	Lapsed & Zero Dues MEM =	93175
Total Active	19995	12020	Total "MEM" w-Signed Certificate =	104371
Percent Change		-39.88%	Member Signed Certificate =	"MEM"
Lapsed	2265	1187		
Percent Change		-47.59%		
New Donors	193	204		
Percent Change		5.70%		
Renewals	1827	773		
Percent Change		-57.69%		

Nov-06 MEMBERSHIP BY STATE --- ACTIVE AND NON ACTIVE

<u>STATE</u>	<u>TOTAL "MEM"</u>	<u>NON ACTIVE "MEM"</u>	<u>ACTIVE "MEM"</u>	<u>ACTIVE "SUB"</u>	<u>TOTAL "ACTIVE"</u>
AL	1223	1065	158	6	164
AK	595	534	61	2	63
AZ	2452	2188	264	20	284
AR	631	579	52	3	55
CA	17281	15583	1698	118	1816
CO	2777	2440	337	36	373
CT	1152	1010	142	13	155
DE	308	267	41	4	45
DC	295	264	31	4	35
FL	5930	5268	662	48	710
GA	4899	4432	467	29	496
HI	496	452	44	5	49
ID	579	531	48	2	50
IL	3470	3041	429	29	458
IN	2333	2064	269	18	287
IA	761	670	91	3	94
KS	939	830	109	9	118
KY	808	724	84	6	90
LA	718	624	94	6	100
ME	663	609	54	2	56
MD	1861	1614	247	26	273
MA	2436	2204	232	26	258
MI	4366	3927	439	29	468
MN	1569	1389	180	13	193
MS	436	399	37	5	42
MO	1731	1527	204	16	220

<u>STATE</u>	<u>TOTAL "MEM"</u>	<u>NON ACTIVE "MEM"</u>	<u>ACTIVE "MEM"</u>	<u>ACTIVE "SUB"</u>	<u>TOTAL "ACTIVE"</u>
MT	384	350	34	4	38
NE	426	377	49	3	52
NV	1368	1209	159	11	170
NH	1150	1009	141	10	151
NJ	2453	2191	262	24	286
NM	919	813	106	5	111
NY	3674	3224	450	39	489
NC	2388	2130	258	8	266
ND	124	110	14	0	14
OH	3503	3072	431	33	464
OK	717	646	71	1	72
OR	1856	1684	172	13	185
PA	4728	4251	477	33	510
RI	212	187	25	0	25
SC	1167	1063	104	6	110
SD	177	148	29	0	29
TN	1699	1486	213	5	218
TX	6205	5491	714	58	772
UT	881	805	76	6	82
VT	350	316	34	8	42
VA	3135	2926	209	25	234
WA	3576	3180	396	19	415
WV	493	442	51	0	51
WI	1421	1251	170	16	186
WY	253	222	31	0	31
OTHER	403	357	46	19	65

	<u>TOTAL "MEM"</u>	<u>NON ACTIVE "MEM"</u>	<u>ACTIVE "MEM"</u>	<u>ACTIVE "SUB"</u>	<u>TOTAL "ACTIVE"</u>
TOTALS	104371	93175	11196	824	12020

DEFINITIONS: MEM = Member Signed Certificate

Total MEM = Total # Constituents Per State w-Member Signed Certificate

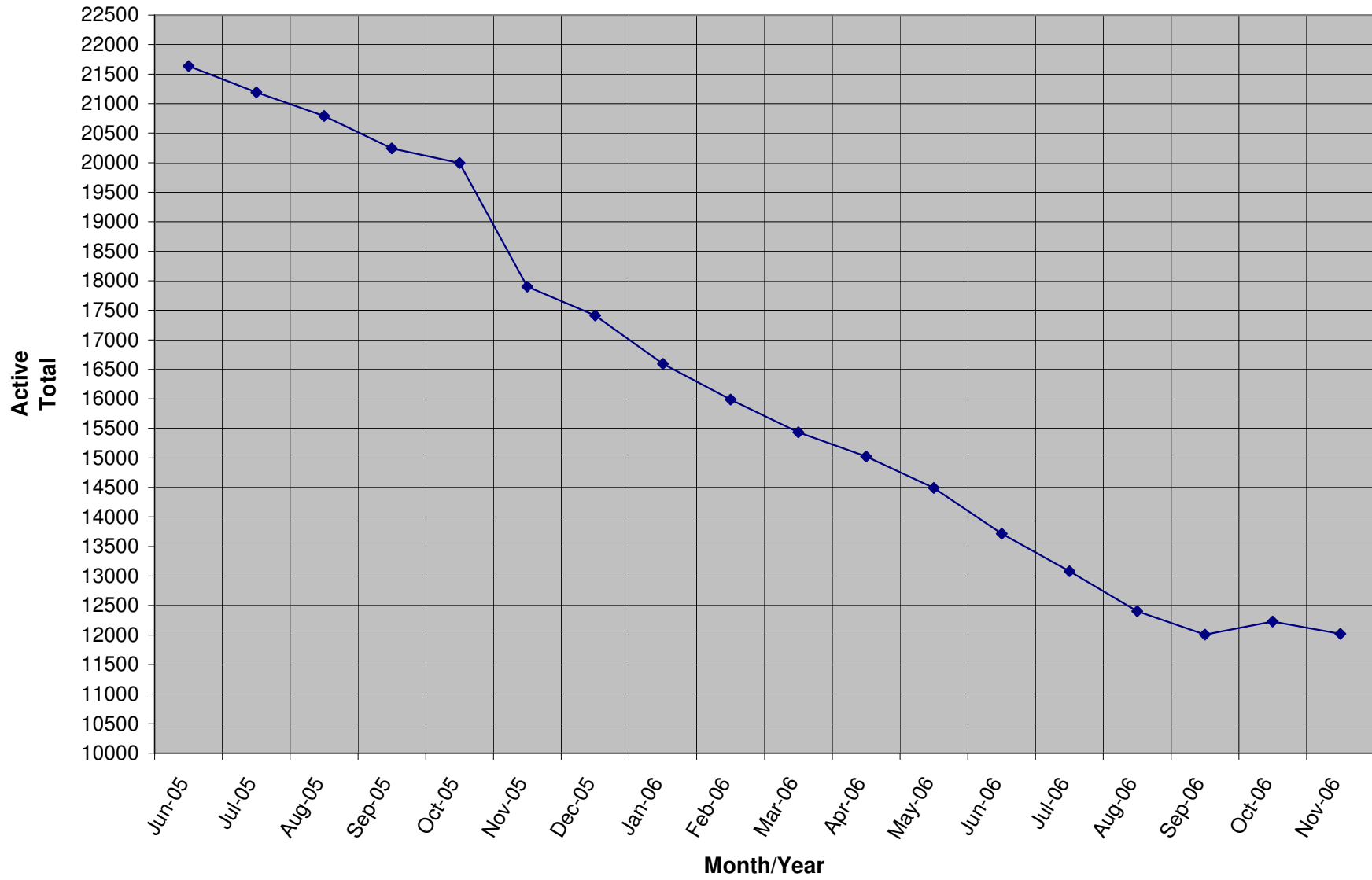
NON ACTIVE MEM = Const w-Signed Certificate who are Lapsed or Inquires ("Zero Dues Member")

ACTIVE MEM = Current Dues Paying or Lifetime Donor w-Signed Certificate (Formerly Called "Member" and number used for delegate count)

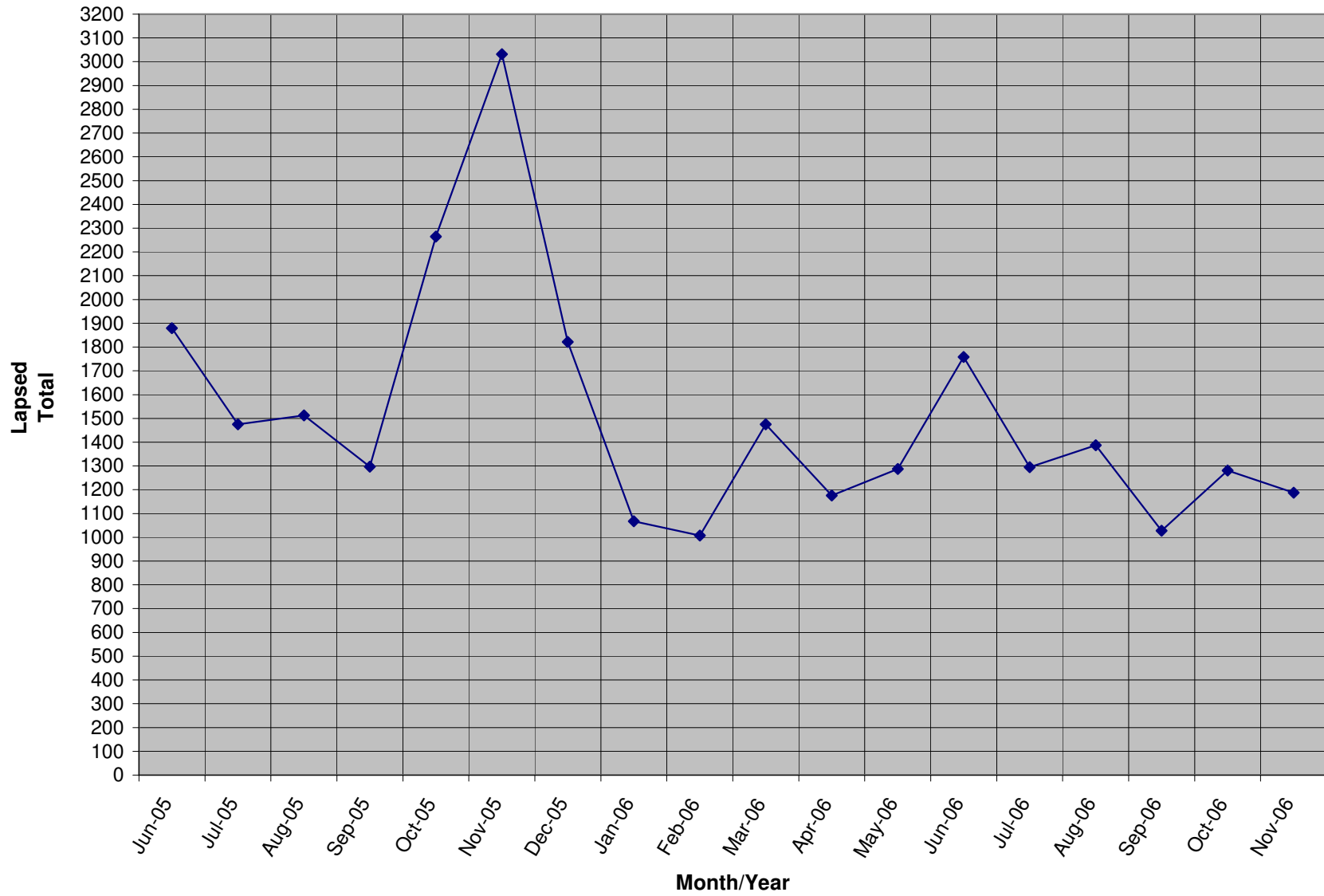
ACTIVE SUB (ACTIVE NON MEM) = Current Dues Paying or Lifetime Donors Whoe Have NOT Signed the Certificate (Formerly Called "Subscriber")

TOTAL ACTIVE = Current Dues Paying or Lifetime Donor

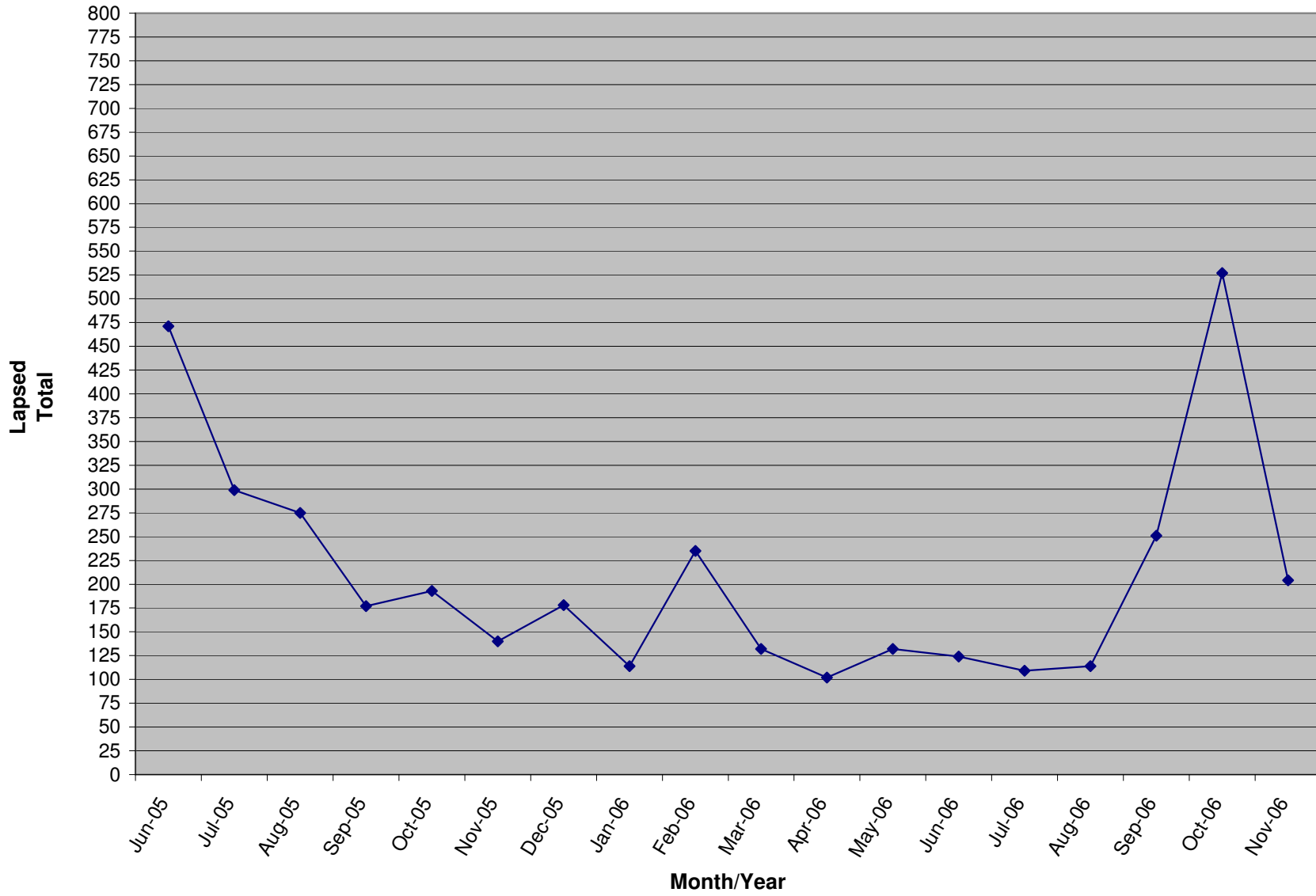
Active Donors



Lapsed Donors



New Donors



MEM Total

