

Libertarian National Committee - Membership Report

"Donor" Totals - Jan-09

18 Month Comparison

	Aug-07	Sep-07	Oct-07	Nov-07	Dec-07	Jan-08	Feb-08	Mar-08	Apr-08	May-08	Jun-08	Jul-08	Aug-08	Sep-08	Oct-08	Nov-08	Dec-08	Jan-09
Active w-MEM	13551	13492	13149	13309	14181	14171	13908	13809	13579	13820	14121	14581	14970	15378	16099	16079	15358	15178
Active w/out MEM	822	794	769	771	924	941	1011	1032	1025	1057	1087	1102	1082	1082	1092	1089	991	968
Total	14373	14286	13918	14080	15105	15112	14919	14841	14604	14877	15208	15683	16052	16460	17191	17168	16349	16146
Percent Change	1.39%	-0.61%	-2.58%	1.16%	7.28%	0.05%	-1.28%	-0.52%	-1.60%	1.87%	2.22%	3.12%	2.35%	2.54%	4.44%	-0.13%	-4.77%	-1.24%

Lapsed MEM	587	743	1367	812	718	724	1028	1111	959	1137	1052	759	786	613	1022	881	1285	1031
Lapes w/out MEM	52	35	60	24	13	27	59	79	76	94	29	55	42	18	48	31	133	67
Lapsed Total	639	778	1427	836	731	751	1087	1190	1035	1231	1081	814	828	631	1070	912	1418	1098
Percent Change	7.21%	21.75%	83.42%	-41.42%	-12.56%	2.74%	44.74%	9.48%	-13.03%	18.94%	-12.19%	-24.70%	1.72%	-23.79%	69.57%	-14.77%	55.48%	-22.57%

New Donors w-MEM	244	230	285	165	319	228	287	208	291	955	591	521	588	615	970	613	152	224
New w/out MEM	0	0	0	1	83	33	107	36	35	75	15	16	13	4	5	7	3	4
New Total	244	230	285	166	402	261	394	244	326	1030	606	537	601	619	975	620	155	228
Percent Change	25.13%	-5.74%	23.91%	-41.75%	142.17%	-35.07%	50.96%	-38.07%	33.61%	215.95%	-41.17%	-11.39%	11.92%	3.00%	57.51%	-36.41%	-75.00%	47.10%

Renewed w-MEM	535	454	739	807	1271	486	478	804	438	423	762	698	587	406	773	248	412	627
Renewed w/out MEM	57	7	35	25	83	11	22	64	34	51	44	54	9	14	53	21	32	40
Total Renewals	592	461	774	832	1354	497	500	868	472	474	806	752	596	420	826	269	444	667
Percent Change	-9.20%	-22.13%	67.90%	7.49%	62.74%	-63.29%	0.60%	73.60%	-45.62%	0.42%	70.04%	-6.70%	-20.74%	-29.53%	96.67%	-67.43%	65.06%	50.23%

Active MEM	13551	13492	13149	13309	14181	14171	13908	13809	13579	13820	14121	14581	14970	15378	16099	16079	15358	15178
Zero Dues MEM	93127	93410	94021	94018	93567	93824	94355	94640	95183	95510	95783	95899	96023	96161	96481	96841	97666	98069
Total "MEM"	106678	106902	107170	107327	107748	107995	108263	108449	108762	109330	109904	110480	110993	111539	112580	112920	113024	113247
Percent Change	0.22%	0.21%	0.25%	0.15%	0.39%	0.23%	0.25%	0.17%	0.29%	0.52%	0.53%	0.52%	0.46%	0.49%	0.93%	0.30%	0.09%	0.20%

Total "LIFETIME"	1861	1908	1918	1921	1930	1930	1933	1936	1937	1941	1947	1952	1955	1974	1985	1990	1993	1995
-------------------------	-------------	-------------	-------------	-------------	-------------	-------------	-------------	-------------	-------------	-------------	-------------	-------------	-------------	-------------	-------------	-------------	-------------	-------------

Last Year vs. This Year

	Jan-08	Jan-09	Change	18 Mo Ave	
Active w-MEM	14171	15178	7.11%	14374	<u>Active Donors w-MEM =</u> 15178
Active w/out MEM	941	968	2.87%	980	<u>Lapsed & Zero Dues MEM =</u> 98069
Total Active	15112	16146	6.84%	15354	<u>Total "MEM" w-Signed Certificate =</u> 113247
Lapsed	751	1098	46.21%	975	<u>Member Signed Certificate =</u> "MEM"
New Donors	261	228	-12.64%	440	
Renewals	497	667	34.21%	645	

Jan-09 MEMBERSHIP BY STATE --- ACTIVE AND NON ACTIVE

<u>STATE</u>	<u>TOTAL "MEM"</u>	<u>NON ACTIVE "MEM"</u>	<u>ACTIVE "MEM"</u>	<u>ACTIVE "SUB"</u>	<u>TOTAL "ACTIVE"</u>
AK	614	550	64	3	67
AL	1376	1136	240	23	263
AR	706	606	100	2	102
AZ	2687	2370	317	29	346
CA	17921	15944	1977	130	2107
CO	3078	2603	475	31	506
CT	1277	1085	192	14	206
DC	305	268	37	4	41
DE	335	288	47	5	52
FL	6594	5617	977	63	1040
GA	5310	4696	614	34	648
HI	454	391	63	3	66
IA	834	712	122	7	129
ID	631	559	72	4	76
IL	3802	3230	572	37	609
IN	2533	2161	372	27	399
KS	1036	884	152	7	159
KY	902	763	139	7	146
LA	812	682	130	6	136
MA	2594	2287	307	21	328
MD	2033	1744	289	24	313
ME	698	625	73	3	76
MI	4630	4092	538	36	574
MN	1738	1481	257	14	271
MO	1921	1628	293	15	308
MS	482	420	62	6	68

<u>STATE</u>	<u>TOTAL "MEM"</u>	<u>NON ACTIVE "MEM"</u>	<u>ACTIVE "MEM"</u>	<u>ACTIVE "SUB"</u>	<u>TOTAL "ACTIVE"</u>
MT	422	364	58	8	66
NC	2711	2310	401	13	414
ND	139	114	25	0	25
NE	494	411	83	2	85
NH	1215	1062	153	5	158
NJ	2638	2288	350	25	375
NM	971	840	131	5	136
NV	1497	1295	202	11	213
NY	4028	3386	642	55	697
OH	3919	3246	673	47	720
OK	814	701	113	12	125
OR	1949	1751	198	19	217
PA	5066	4477	589	35	624
RI	235	197	38	1	39
SC	1342	1158	184	12	196
SD	191	158	33	0	33
TN	1968	1635	333	13	346
TX	6938	6006	932	58	990
UT	940	842	98	5	103
VA	3526	2922	604	34	638
VT	357	326	31	7	38
WA	3755	3347	408	18	426
WI	1577	1319	258	13	271
WV	510	453	57	4	61
WY	270	229	41	1	42
OTHER	472	410	62	10	72

	<u>TOTAL "MEM"</u>	<u>NON ACTIVE "MEM"</u>	<u>ACTIVE "MEM"</u>	<u>ACTIVE "SUB"</u>	<u>TOTAL "ACTIVE"</u>
TOTALS	113247	98069	15178	968	16146

<u>STATE RANKINGS - TOP 15</u>				
<u>STATE</u>	<u>TL MEM</u>	<u>ACT MEM</u>	<u>ACT SUB</u>	<u>TL ACT</u>
CA	17921	1977	130	2107
FL	6594	977	63	1040
TX	6938	932	58	990
OH	3919	673	47	720
NY	4028	642	55	697
GA	5310	614	34	648
VA	3526	604	34	638
PA	5066	589	35	624
IL	3802	572	37	609
MI	4630	538	36	574
CO	3078	475	31	506
WA	3755	408	18	426
NC	2711	401	13	414
IN	2533	372	27	399
NJ	2638	350	25	375

DEFINITIONS: MEM = Member Signed Certificate

Total MEM = Total # Constituents Per State w-Member Signed Certificate

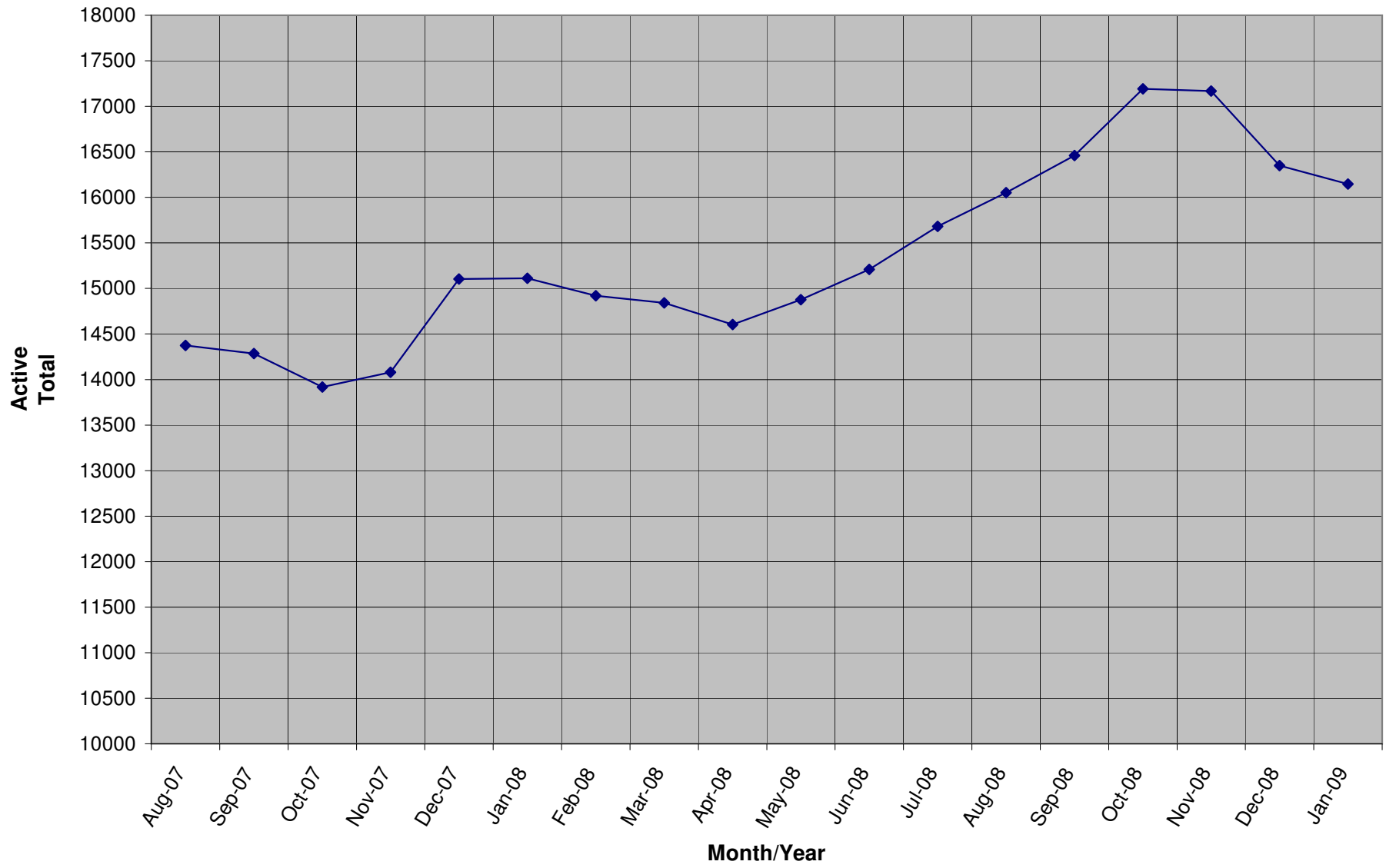
NON ACTIVE MEM = Const w-Signed Certificate who are Lapsed or Inquires ("Zero Dues Member")

ACTIVE MEM = Current Dues Paying or Lifetime Donor w-Signed Certificate (By Law Definition of "Sustaining Member" and number used for delegate count)

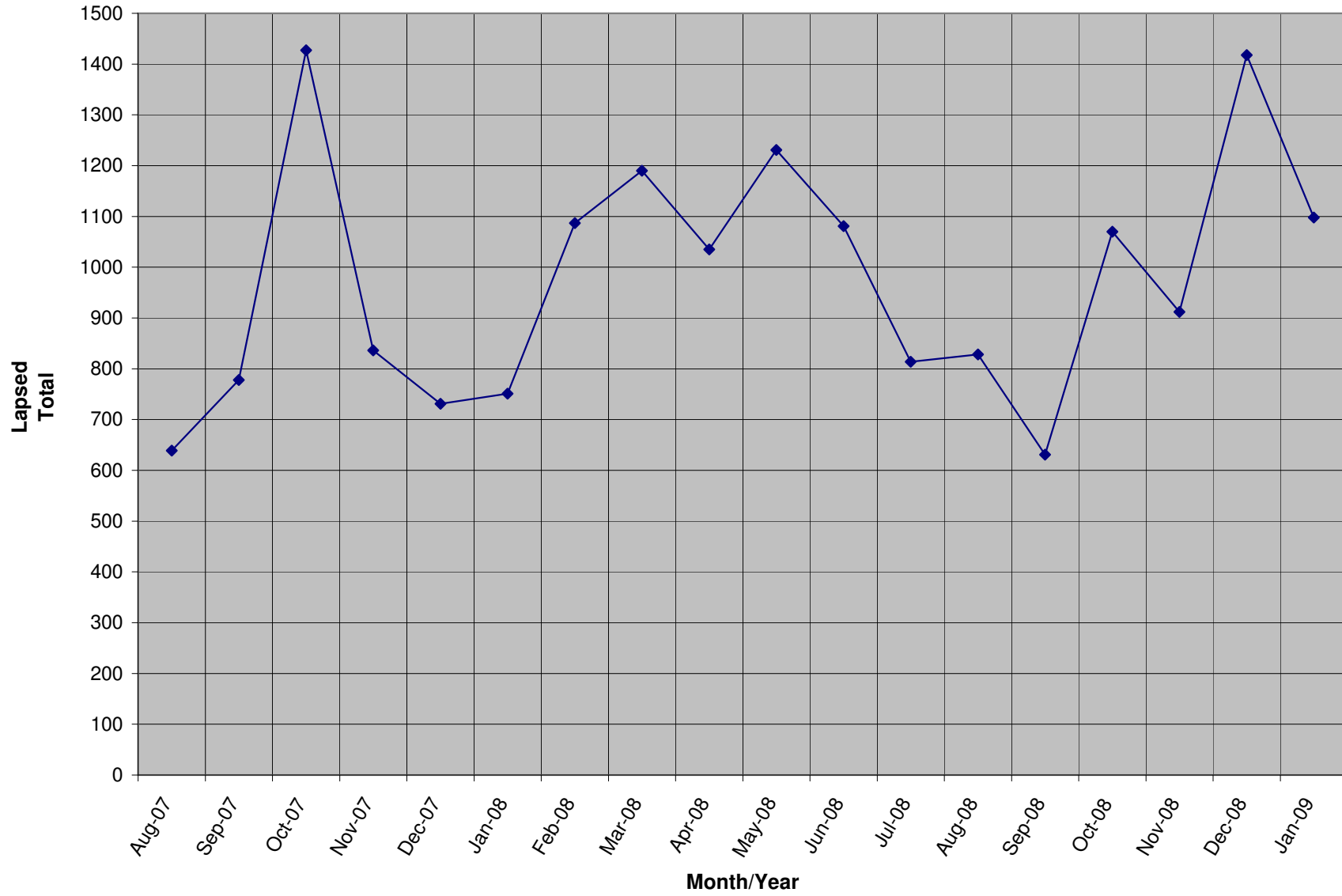
ACTIVE SUB (ACTIVE NON MEM) = Current Dues Paying or Lifetime Donors Whoe Have NOT Signed the Certificate (Formerly Called "Subscriber")

TOTAL ACTIVE = Current Dues Paying or Lifetime Donor

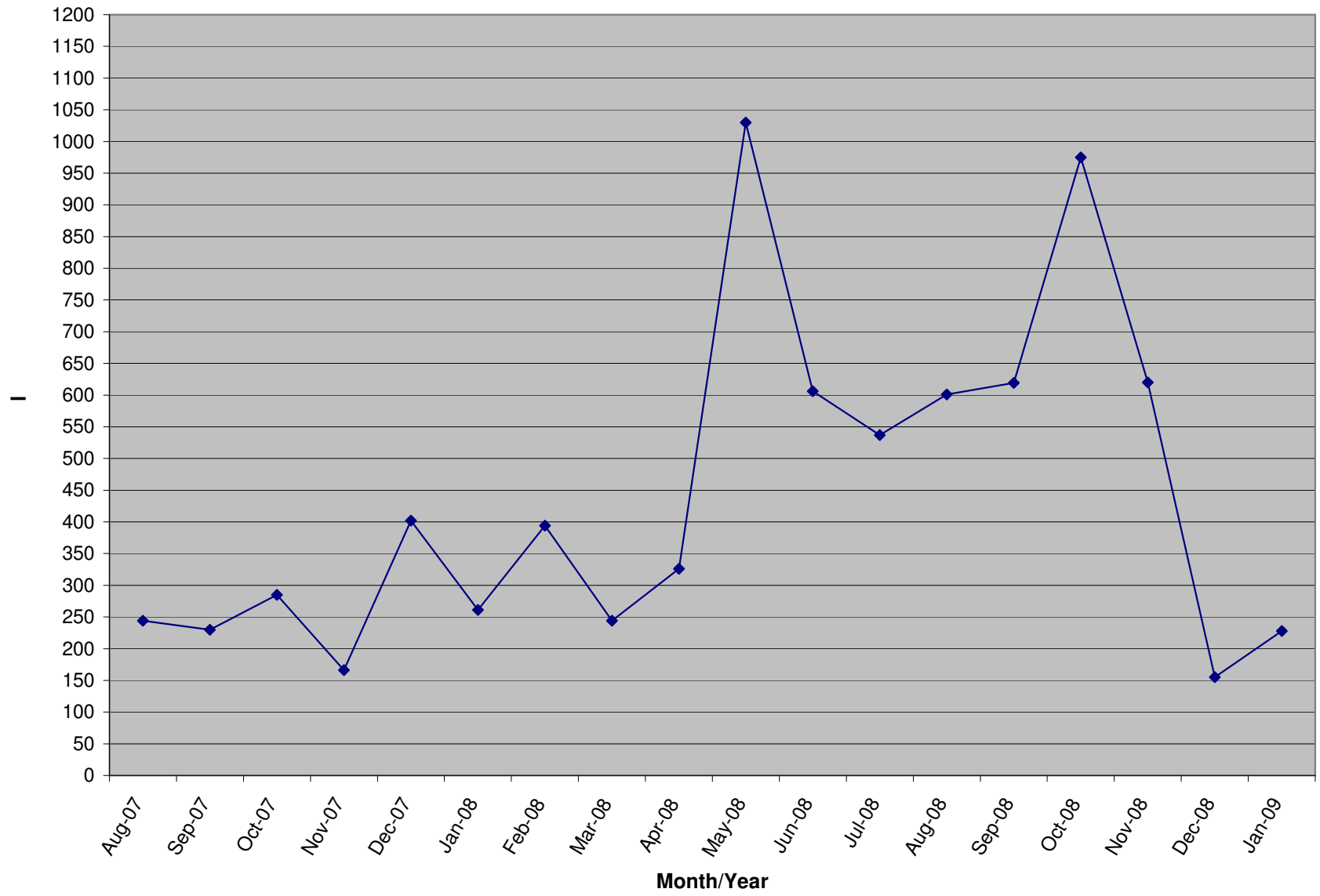
Active Donors



Lapsed Donors



New Donors



Renew Donors

