



## **DEC 2018 DRAFT END OF MONTH FINANCIAL REPORTS**

Page 2 – EOM Membership and Revenue Charts and Graphs

Page 4 – EOM Financial Summary Reports

Page 5 - Statement of Operations Budget vs. Actual

Page 6 - 2018 v. 2016 Comparisons Statement of Operations

Page 7 - P&L Detail (w-Functional Allocation of Expenses) by Month

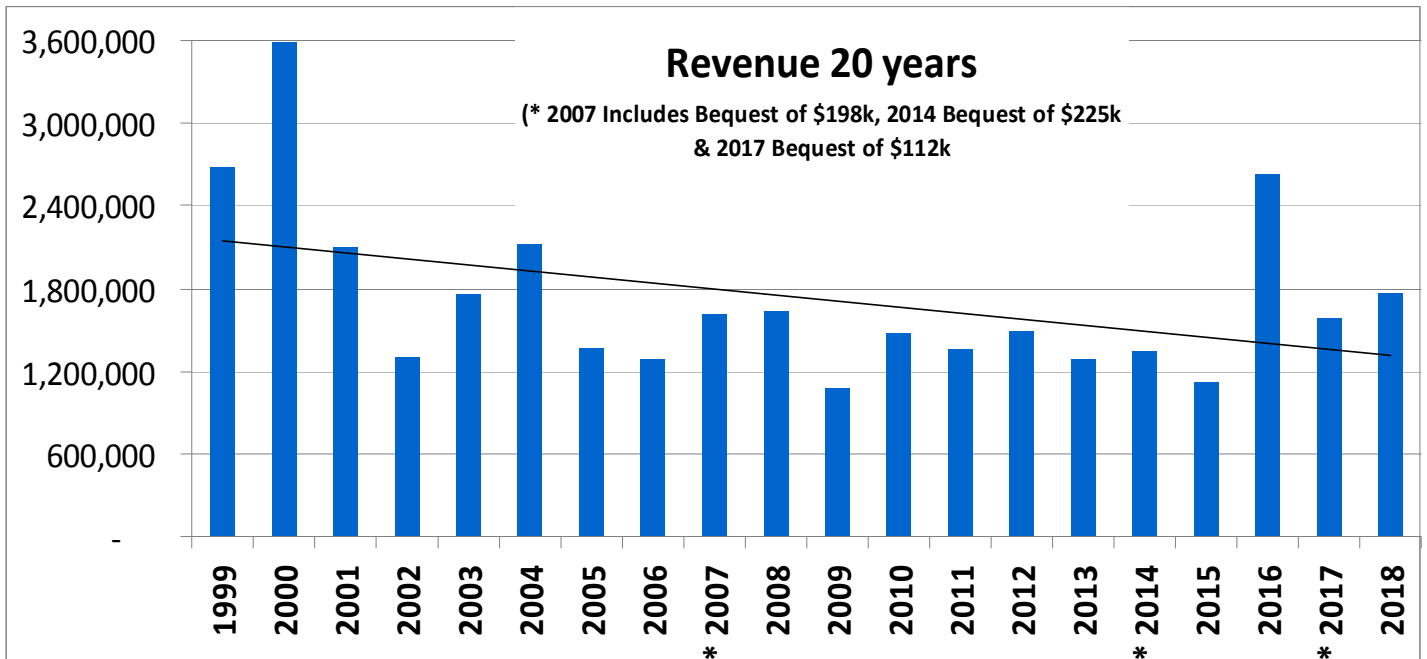
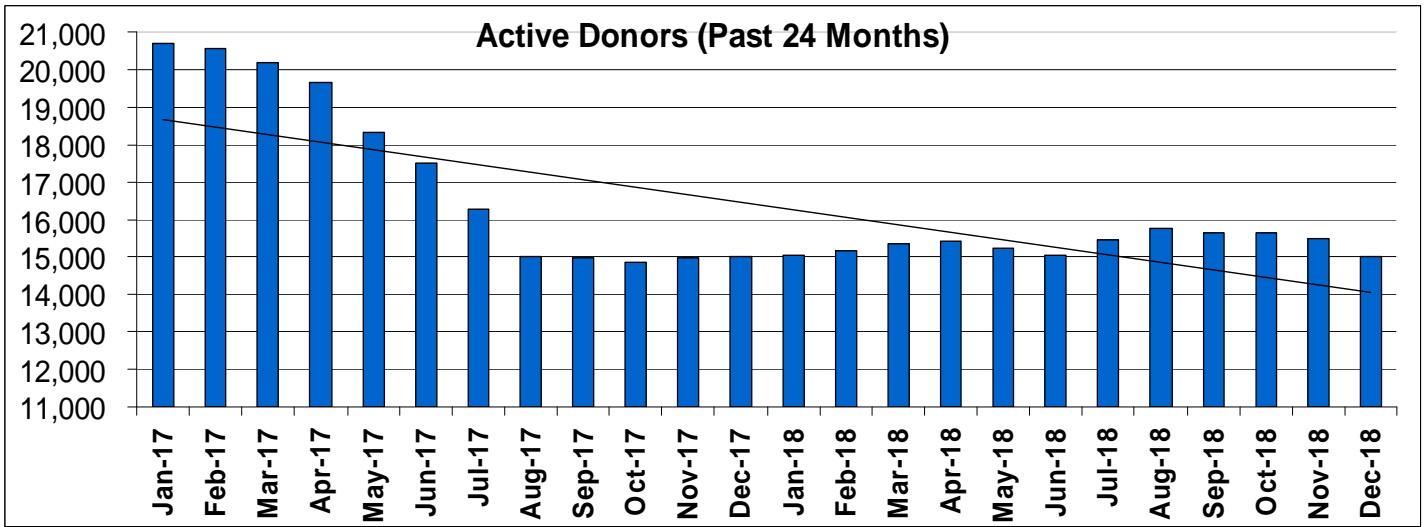
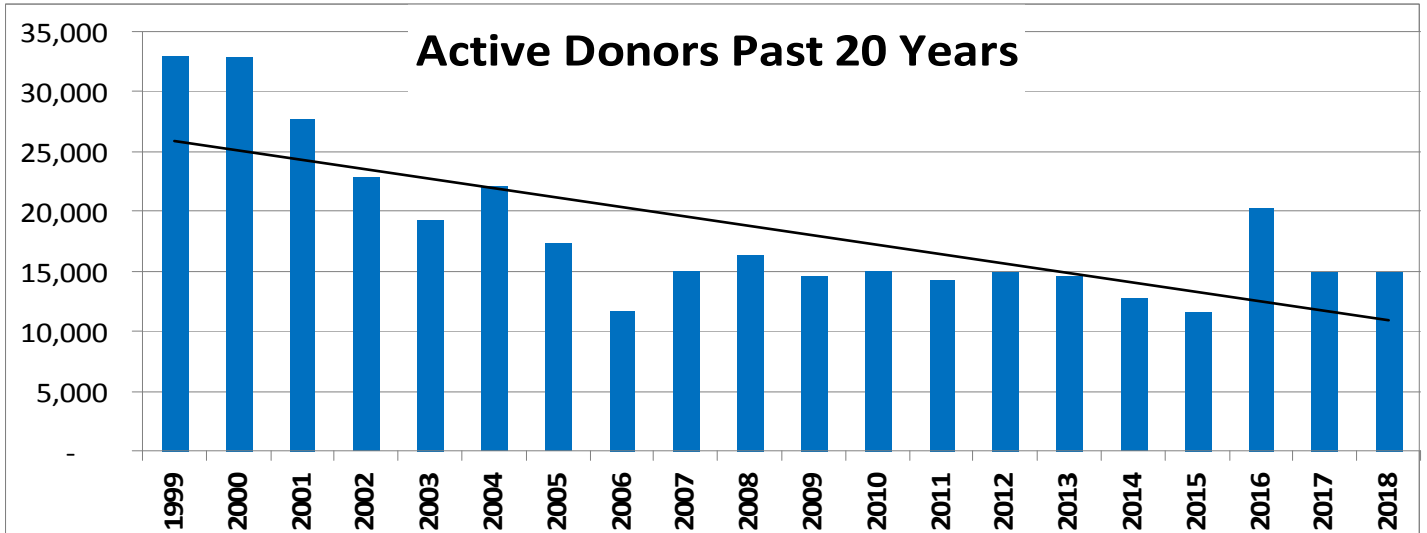
Page 10 – Balance Sheet Curr v. Prior Month Comparison

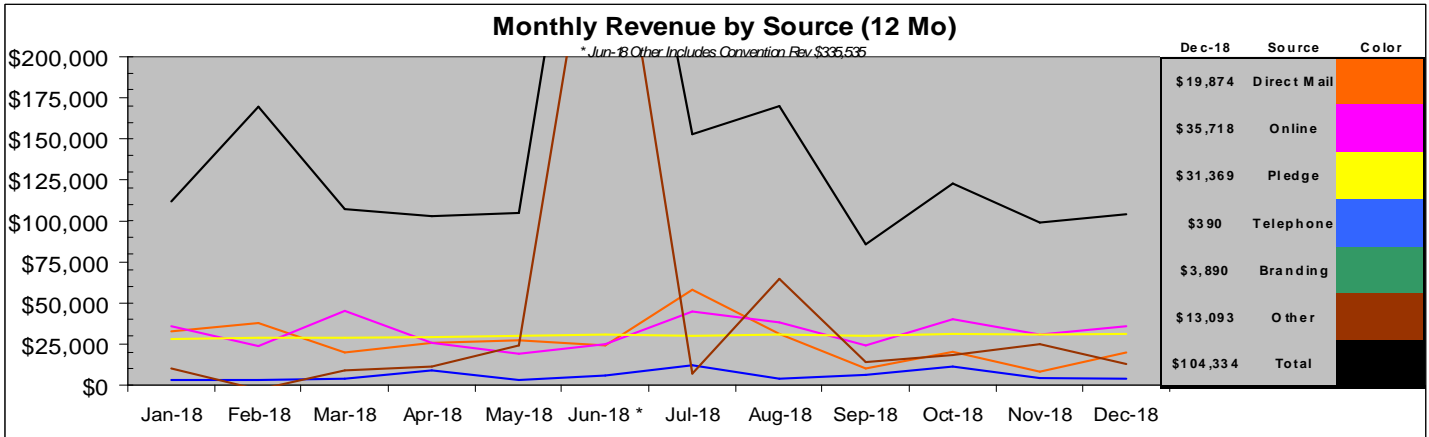
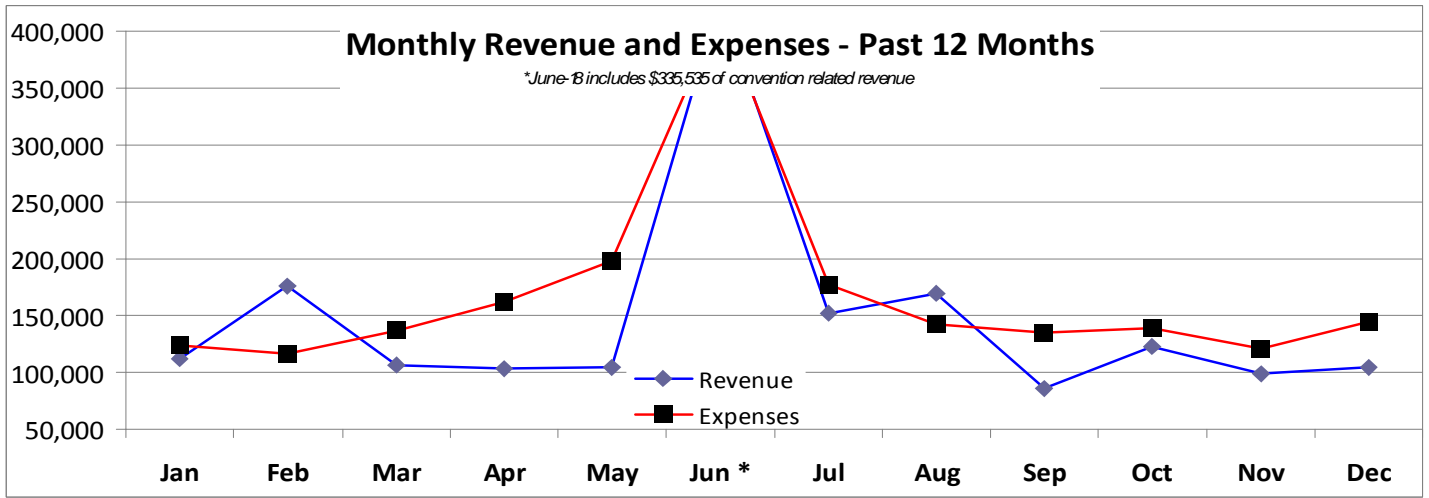
Page 12 - Cash Flow Report

Page 13 – Related Party Contributions and Disbursements

Page 13 – Chair’s Discretionary Disbursements

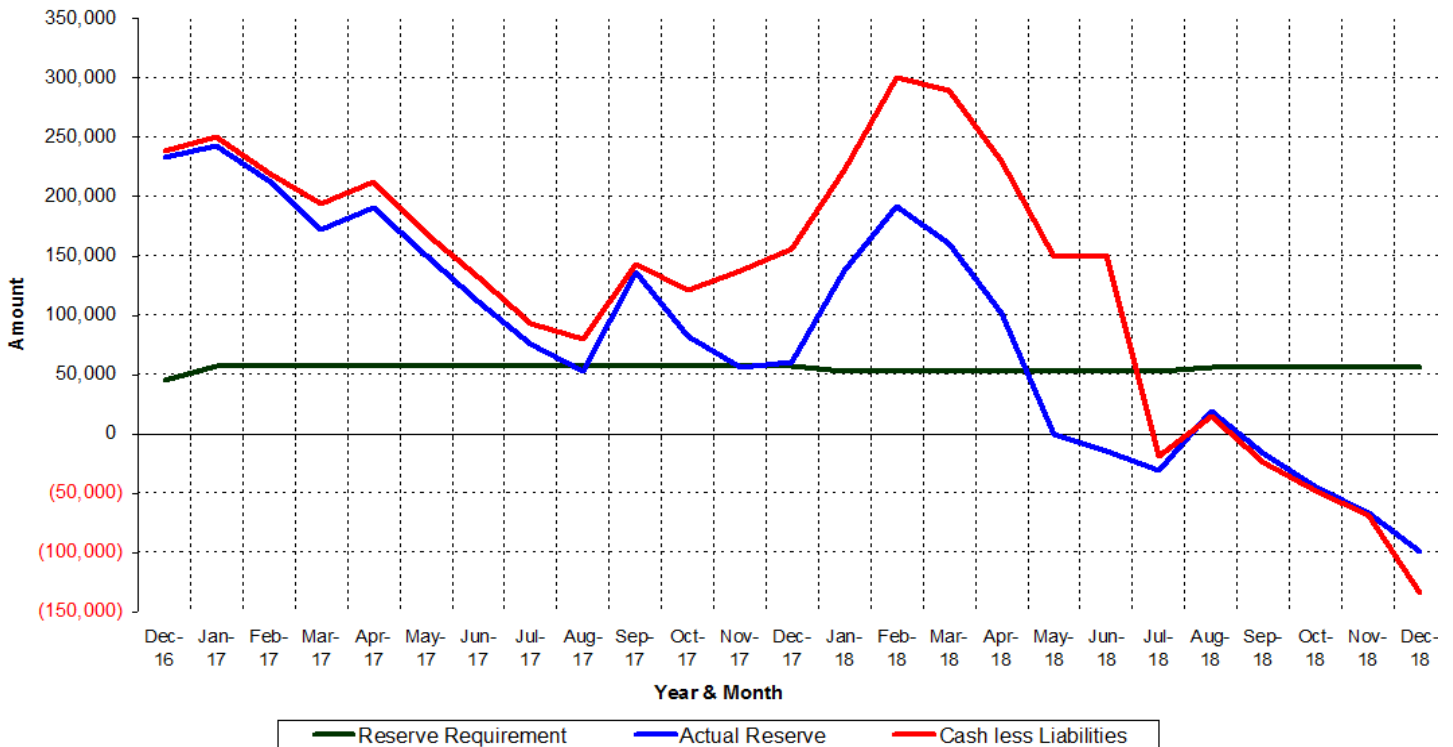
## End of Month Reports – Charts





**Reserve Adequacy Trend & Cash Less Liabilities (24 Months)**  
 2018 Resv Target = \$56,225 - Curr Month Resv = (\$99,340) - Curr Month C-L = (\$147,448)

*Reserve Requirement = sum of monthly occupancy, labor & governance expenses*  
*Actual Reserve = total cash less the sum of restricted funds & accounts payable at month end*  
*Cash less Liabilities = cash less the sum of capital liabilities & accounts payable*



## End of Month Reports – Financial Summary

### Statement of Operations Summary

Last Month & YTD

	Total Dec 18	2018 YTD	2018 Budget Year to Date	Actual vs. Budget YTD	Total Annual Budget 2018	2018 Budget Remaining
Support and Revenue	104,334	1,771,997	1,900,200	(128,203)	1,900,200	128,203
Cost of Support and Revenue	25,741	657,446	765,900	(108,454)	765,900	108,454
Net Support Available for Programs	78,593	1,114,551	1,134,300	(19,749)	1,134,300	19,749
Program Expense	118,767	1,347,431	1,562,964	(215,533)	1,562,964	215,533
<b>Net Operating Surplus (or Deficit)</b>	<b>(40,174)</b>	<b>(232,880)</b>	<b>(428,664)</b>	<b>195,784</b>	<b>(428,664)</b>	<b>(195,784)</b>

### P&L Acct Summary Last Month Plus YTD

January through December 2018

	Jan 18	Feb 18	Mar 18	Apr 18	May 18	Jun 18	Jul 18	Aug 18	Sep 18	Oct 18	Nov 18	Dec 18	TOTAL
<b>Revenue</b>													
4000 · General Fundraising	107,814	169,453	96,520	85,782	100,808	84,059	136,647	138,693	65,232	92,855	86,818	92,031	1,256,712
4100 · Project Revenue	360	20	35	0	0	2,000	0	0	0	4,015	0	0	6,430
4200 · Events and Conventions	0	0	0	7,655	0	344,035	0	0	0	4,920	7,500	5,720	369,830
4300 · Program Revenue	3,443	3,835	10,313	9,364	3,833	5,876	15,869	31,006	20,156	21,161	4,665	6,090	135,611
4400 · Trf fr FEC Comm - PACS	0	2,333	0	0	0	0	0	0	0	0	0	0	2,333
4600 · Refunds of Contribution	0	(15)	(25)	0	0	0	0	0	(250)	0	0	0	(290)
4700 · Other Receipts	0	0	208	0	0	276	0	0	394	0	0	493	1,371
<b>Total Revenue</b>	<b>111,617</b>	<b>175,626</b>	<b>107,051</b>	<b>102,801</b>	<b>104,641</b>	<b>436,246</b>	<b>152,516</b>	<b>169,699</b>	<b>85,532</b>	<b>122,951</b>	<b>98,983</b>	<b>104,334</b>	<b>1,771,997</b>
<b>Expense</b>													
7000 · General Fundraising Exp	33,117	32,486	45,433	51,426	50,269	33,816	30,555	25,473	35,473	25,560	18,529	27,765	409,902
7100 · Project-Related Expense	49	137	445	669	0	0	0	0	0	0	0	36	1,336
7200 · Events and Conventions	296	503	1,622	1,732	1,228	284,490	4,315	1,368	656	2,233	288	1,442	300,173
7300 · Program-Related Expense	49,575	36,626	40,248	55,960	98,982	60,058	89,311	67,705	47,028	53,795	51,894	59,555	710,737
8000 · Salary & Related Expense	17,888	16,895	18,309	18,607	19,138	15,628	19,380	22,393	22,596	25,859	24,863	23,625	245,181
8100 · Admin & Overhead Expense	13,459	16,227	23,210	25,569	19,494	13,716	10,421	17,200	20,882	21,647	15,230	23,241	220,296
8200 · Professional Services	1,432	11,000	6,000	6,225	6,170	6,000	21,500	6,000	6,000	8,000	7,563	6,798	92,688
8300 · Depreciation Expense	1,984	1,984	1,984	1,984	1,984	2,364	2,047	2,047	2,047	2,047	2,047	2,047	24,566
<b>Total Expense</b>	<b>117,800</b>	<b>115,858</b>	<b>137,251</b>	<b>162,172</b>	<b>197,265</b>	<b>416,072</b>	<b>177,529</b>	<b>142,186</b>	<b>134,682</b>	<b>139,141</b>	<b>120,414</b>	<b>144,509</b>	<b>2,004,879</b>
<b>Net Revenue (Loss)</b>	<b>(6,183)</b>	<b>59,768</b>	<b>(30,200)</b>	<b>(59,371)</b>	<b>(92,624)</b>	<b>20,174</b>	<b>(25,013)</b>	<b>27,513</b>	<b>(49,150)</b>	<b>(16,190)</b>	<b>(21,431)</b>	<b>(40,175)</b>	<b>(232,882)</b>

### Balance Sheet Summary - Current vs Prior Month

	Dec 31, 18	Nov 30, 18	\$ Change	% Change
<b>ASSETS</b>				
<b>Current Assets</b>				
Total Checking/Savings	13,728.12	23,216.93	(9,488.81)	-40.87%
Total Other Current Assets	100,864.95	75,803.85	25,061.10	33.06%
<b>Total Current Assets</b>	<b>114,593.07</b>	<b>99,020.78</b>	<b>15,572.29</b>	<b>15.73%</b>
<b>Total Fixed Assets</b>	<b>814,932.22</b>	<b>816,979.37</b>	<b>(2,047.15)</b>	<b>-0.25%</b>
<b>Total Non Current- Other</b>	<b>72,347.58</b>	<b>72,604.38</b>	<b>(256.80)</b>	<b>-0.35%</b>
<b>TOTAL ASSETS</b>	<b>1,001,872.87</b>	<b>988,604.53</b>	<b>13,268.34</b>	<b>1.34%</b>
<b>LIABILITIES &amp; EQUITY</b>				
<b>Liabilities</b>				
Total Current Liabilities	180,876.23	125,379.11	55,497.12	44.26%
Total Long Term Liabilities	218,673.93	220,729.14	(2,055.21)	-0.93%
<b>Total Liabilities</b>	<b>399,550.16</b>	<b>346,108.25</b>	<b>53,441.91</b>	<b>15.44%</b>
<b>Total Equity</b>	<b>602,322.71</b>	<b>642,496.28</b>	<b>(40,173.57)</b>	<b>-6.25%</b>
<b>TOTAL LIABILITIES &amp; EQUITY</b>	<b>1,001,872.87</b>	<b>988,604.53</b>	<b>13,268.34</b>	<b>1.34%</b>

**Standard Statement of Operations - Jan-Dec 2018**  
**Budget vs. Actual**

	Un- restricted Nov 18	Temp. Restricted	Total Dec 18	Jan - Dec 18	Budget Year to Date	Actual vs. Budget YTD	Annual Budget 2018 *	2018 Budget Remaining
<b>Support and Revenue</b>								
20-Membership Dues	41,718		41,718	583,082	550,600	32,482	550,600	(32,482)
21-Donations	19,984		19,984	299,027	226,800	72,227	226,800	(72,227)
22-Recurring Gifts	31,369		31,369	360,199	463,400	(103,201)	463,400	103,201
23-Board/ED Solicitation Major Gifts	3,000		3,000	58,932	60,000	(1,068)	60,000	1,068
24-Convention Revenue	0		0	280,892	290,000	(9,108)	290,000	9,108
25-Project Program Revenue	2,200	0	2,200	73,978	23,800	50,178	23,800	(50,178)
26-Brand Dev / Political Materials	3,890		3,890	67,852	125,000	(57,148)	125,000	57,148
27-Ballot Access & Related Donations	1,680		1,680	46,453	153,200	(106,747)	153,200	106,747
28-Membership Communication	0		0	210	7,400	(7,190)	7,400	7,190
29-Other Revenue	493		493	1,372	0	1,372	0	(1,372)
<b>Total Support and Revenue</b>	<b>104,334</b>	<b>0</b>	<b>104,334</b>	<b>1,771,997</b>	<b>1,900,200</b>	<b>(128,203)</b>	<b>1,900,200</b>	<b>128,203</b>
<b>Cost of Support and Revenue</b>								
32-Fundraising Costs	15,453		15,453	155,448	188,400	(32,952)	188,400	32,952
33-Membership Fundraising Costs	9,877		9,877	217,133	285,900	(68,767)	285,900	68,767
35-Convention	0		0	275,604	280,000	(4,396)	280,000	4,396
36-Ballot Access Fundraising Exp	411		411	9,201	11,600	(2,399)	11,600	2,399
37-Building Fundraising Exp	0		0	60	0	60	0	(60)
<b>Total Cost of Support and Revenue</b>	<b>25,741</b>	<b>0</b>	<b>25,741</b>	<b>657,446</b>	<b>765,900</b>	<b>(108,454)</b>	<b>765,900</b>	<b>108,454</b>
<b>Net Support Available for Programs</b>	<b>78,593</b>	<b>0</b>	<b>78,593</b>	<b>1,114,551</b>	<b>1,134,300</b>	<b>(19,749)</b>	<b>1,134,300</b>	<b>19,749</b>
<b>Program Expense</b>								
40-Administrative Costs	32,050		32,050	333,519	357,964	(24,445)	357,964	24,445
45-Compensation	45,095		45,095	533,677	535,600	(1,923)	535,600	1,923
50-Affiliate Support	18,715		18,715	83,274	110,000	(26,726)	110,000	26,726
55-Brand Dev / Political Materials	1,848		1,848	50,663	125,000	(74,338)	125,000	74,338
58-Campus Outreach	0		0	0	0	0	0	0
60-Candidate, Campaign & Initiatives	9,111		9,111	98,862	93,200	5,662	93,200	(5,662)
70-Ballot Access VR & Related Exp	0		0	148,173	215,600	(67,428)	215,600	67,428
75-Litigation	0		0	4,414	6,000	(1,586)	6,000	1,586
80-Media	4,651		4,651	31,078	51,000	(19,922)	51,000	19,922
85-Member Communication	7,297		7,297	50,484	54,600	(4,116)	54,600	4,116
88-Outreach	0		0	8,361	9,000	(639)	9,000	639
90-Project Program Other	0	0	0	4,927	5,000	(73)	5,000	73
<b>Total Program Expense</b>	<b>118,767</b>	<b>0</b>	<b>118,767</b>	<b>1,347,431</b>	<b>1,562,964</b>	<b>(215,533)</b>	<b>1,562,964</b>	<b>215,533</b>
<b>Total Net Operating Surplus (or Deficit)</b>	<b>(40,174)</b>	<b>0</b>	<b>(40,174)</b>	<b>(232,880)</b>	<b>(428,664)</b>	<b>195,784</b>	<b>(428,664)</b>	<b>(195,784)</b>
<b>Unrestricted Net Operating Surplus (or Deficit)</b>			<b>(40,174)</b>	<b>(253,545)</b>			<b>(354,264)</b>	

\* Budget adjusted for amendments made at April & June board meetings plus Aug email votes.

## Statement of Operations - 2018 v. 2016 Comparison

	<u>Total Dec 18</u>	<u>Dec-16</u>	<u>Diff 18 v 16</u>	<u>Jan - Dec 18</u>	<u>Jan - Dec 16</u>	<u>Diff 18 v 16</u>
<b>Support and Revenue</b>						
20-Membership Dues	41,718	49,893	-8,175	583,082	805,821	-222,740
21-Donations	19,984	8,005	11,979	299,027	678,854	-379,827
22-Recurring Gifts	31,369	31,255	114	360,199	350,931	9,269
23-BoardSolicitation MajorGifts	3,000	0	3,000	58,932	0	58,932
24-Convention Revenue	0	0	0	280,892	291,294	-10,402
25-Project Program Revenue	2,200	700	1,500	73,978	16,210	57,768
26-Brand Dev / Pol Materials Rev	3,890	4,457	-566	67,852	316,269	-248,416
27-BallotAccess Donations	1,680	0	1,680	46,453	149,819	-103,366
28-Publications Materials Other	0	535	-535	210	15,186	-14,976
29-Other Revenue	493	194	299	1,372	607	765
<b>Total Support and Revenue</b>	<u>104,334</u>	<u>95,039</u>	<u>9,295</u>	<u>1,771,997</u>	<u>2,624,990</u>	<u>-852,993</u>
<b>Cost of Support and Revenue</b>						
32-Fundraising Costs	15,453	18,727	-3,274	155,448	200,931	-45,483
33-Membership Fundraising Costs	9,877	11,975	-2,098	217,133	129,798	87,335
35-Convention	0	0	0	275,604	218,607	56,997
36-Ballot Access Fundraising Exp	411	0	411	9,201	5,830	3,371
37-Building Fundraising Exp	0	0	0	60	1,175	-1,115
<b>Total Cost of Support and Revenue</b>	<u>25,741</u>	<u>30,702</u>	<u>-4,961</u>	<u>657,446</u>	<u>556,341</u>	<u>101,105</u>
<b>Net Support Available for Programs</b>	78,593	64,337	14,256	1,114,551	2,068,650	-954,098
<b>Program Expense</b>						
40-Administrative Costs	32,050	37,957	-5,906	333,519	361,626	-28,107
45-Compensation	45,095	39,213	5,882	533,677	489,582	44,095
50-Affiliate Support	18,715	3,520	15,195	83,274	45,026	38,248
55-Brand Dev / Pol Materials	1,848	4,227	-2,379	50,663	368,331	-317,668
58-Campus Outreach	0	0	0	0	0	0
60-Candidate, Campaign & Initiatives	9,111	160	8,951	98,862	36,948	61,914
70-BallotAccess Petitioning Related Exp	0	250	-250	148,173	393,092	-244,919
75-Litigation	0	0	0	4,414	6,841	-2,427
80-Media	4,651	293	4,358	31,078	5,367	25,710
85-Member Communication	7,297	5,930	1,367	50,484	81,340	-30,856
88-Outreach	0	500	-500	8,361	6,169	2,192
90-Project Program Other	0	0	0	4,927	0	4,927
<b>Total Program Expense</b>	<u>118,767</u>	<u>92,049</u>	<u>26,717</u>	<u>1,347,431</u>	<u>1,794,323</u>	<u>-446,892</u>
<b>Net Operating Surplus (or Deficit)</b>	<u>-40,174</u>	<u>-27,712</u>	<u>-12,462</u>	<u>-232,880</u>	<u>274,327</u>	<u>-507,207</u>

**P&L Acct Detail w-Funct Alloc of Exps Last Month Plus YTD**  
**January through December 2018**

	<u>Dec 18</u>	<u>TOTAL</u>
<b>Revenue</b>		
<b>4000 - General Fundraising</b>		
<b>4010 - Direct Mail Fundraising</b>		
4010-10 - DM - House Fundraising General	6,969.00	76,514.92
4010-11 - DM - House Fundraising Renewal	700.00	10,764.00
4010-12 - DM - House Fundraising NewDonor	100.00	460.00
4010-20 - DM - Donor Renewal	11,980.00	204,592.95
4010-30 - DM - New Donor Prospecting	125.00	22,590.00
<b>Total 4010 - Direct Mail Fundraising</b>	<u>19,874.00</u>	<u>314,921.87</u>
<b>4020 - Direct Solicitation Major Donor</b>		
4020-10 - Board Soliicitation	2,500.00	7,012.00
4020-20 - Chair Solicitation	0.00	34,400.00
4020-30 - ED Solicitation	500.00	17,520.00
<b>Total 4020 - Direct Solicitation Major Donor</b>	<u>3,000.00</u>	<u>58,932.00</u>
<b>4030 - Online Contributions - Web</b>		
4030-10 - Online Cont - General	7,145.14	53,159.41
4030-20 - Online Cont - Donor Renewal	24,148.19	229,059.85
4030-30 - Online Cont - New Donor Prosp	4,425.00	106,637.76
<b>Total 4030 - Online Contributions - Web</b>	<u>35,718.33</u>	<u>388,857.02</u>
<b>4040 - Tele Fundraising - Phone Bank</b>		
4040-10 - Tele Fund - General	150.00	78,372.11
4040-20 - Tele Fund - Donor Renewal	240.00	8,977.00
<b>Total 4040 - Tele Fundraising - Phone Bank</b>	<u>390.00</u>	<u>87,349.11</u>
4080 - Recurring Contrib - Pledge	31,368.83	360,199.40
4090 - Ballot Access / Voter Reg	1,680.00	46,452.76
<b>Total 4000 - General Fundraising</b>	<u>92,031.16</u>	<u>1,256,712.16</u>
<b>4100 - Project Revenue</b>		
4108 - Building Fund	0.00	6,420.00
4111 - Legal Offense Fund	0.00	10.00
<b>Total 4100 - Project Revenue</b>	<u>0.00</u>	<u>6,430.00</u>
<b>4200 - Events and Conventions</b>		
4200-10 - Convention Revenue	0.00	280,892.00
4200-20 - Conv Fundraising - Unrestricted	152.00	63,295.00
4200-30 - Other Events	5,567.76	25,642.76
<b>Total 4200 - Events and Conventions</b>	<u>5,719.76</u>	<u>369,829.76</u>
<b>4300 - Program Revenue</b>		
4310 - Affiliate Development	1,894.72	47,840.72
4340 - LP News	0.00	210.00
<b>4360 - Campaign Support &amp; Initiatives</b>		
4360-40 - Campaign/Candidate Support	285.00	16,519.92
<b>Total 4360 - Campaign Support &amp; Initiatives</b>	<u>285.00</u>	<u>16,519.92</u>
4375 - Brand / Political Materials	3,890.32	67,852.40
4395 - LPedia Historical Preservation	20.05	3,187.81
<b>Total 4300 - Program Revenue</b>	<u>6,090.09</u>	<u>135,610.85</u>
4400 - Trf fr Auth. FEC Comm - PACS	0.00	2,333.01
4600 - Refunds of Contributions	0.00	(290.00)
<b>4700 - Other Receipts</b>		
4710 - Interest & Dividends	493.20	1,371.68
<b>Total 4700 - Other Receipts</b>	<u>493.20</u>	<u>1,371.68</u>
<b>Total Revenue</b>	<u>104,334.21</u>	<u>1,771,997.46</u>

Expense	<u>Dec 18</u>	<u>TO TAL</u>
<b>7000 · General Fundraising Expense</b>		
<b>7010 · Direct Mail Fundraising Exp</b>		
7010-10 · DM - House General Expense	4,461.12	72,745.24
7010-20 · DM - Donor Renewal Expense	5,726.82	134,347.45
7010-30 · DM - New Donor Prospecting Exp	2,593.60	43,298.16
<b>Total 7010 · Direct Mail Fundraising Exp</b>	<u>12,781.54</u>	<u>250,390.85</u>
<b>7030 · Online Contributions Exp - Web</b>		
7030-10 · Online Cont Exp - General	0.00	170.00
7030-20 · Online Cont Exp - Donor Renewal	319.97	1,761.88
7030-30 · Online Cont Exp - New Donor	399.52	14,934.87
<b>Total 7030 · Online Contributions Exp - Web</b>	<u>719.49</u>	<u>16,866.75</u>
<b>7040 · Tele Fundraising Expense</b>		
7040-20 · Tele Fund Exp - Donor Renewal	837.00	22,681.00
<b>Total 7040 · Tele Fundraising Expense</b>	<u>837.00</u>	<u>22,681.00</u>
<b>7080 · Recurring Contrib - Pledge</b>	6,115.14	27,937.92
<b>7085 · Building Fund Fundraising Exp</b>	0.00	59.98
<b>7090 · Ballot Access Fundraising Exp</b>	411.28	9,200.76
<b>7095 · Credit Card Prc Fees</b>	3,756.38	42,565.11
<b>7099 · Gen Fundraising Staff Salary</b>	3,143.69	40,198.97
<b>Total 7000 · General Fundraising Expense</b>	<u>27,764.52</u>	<u>409,901.34</u>
<b>7100 · Project-Related Expenses</b>		
<b>7106 · Campus Outreach Project</b>		
7106-20 · Campus Outreach Staff Salary	35.72	667.15
<b>Total 7106 · Campus Outreach Project</b>	<u>35.72</u>	<u>667.15</u>
<b>7111 · Legal Offense Fund</b>	0.00	669.11
<b>Total 7100 · Project-Related Expenses</b>	<u>35.72</u>	<u>1,336.26</u>
<b>7200 · Events and Conventions Exp</b>		
7200-10 · Convention Expenses - General	0.00	137,294.50
7200-15 · Convention Expense - Travel/F&B	0.00	138,309.38
7200-20 · Convention Fundraising Expense	0.00	4,761.92
7200-30 · Other Events	1,120.45	7,377.97
7200-40 · Events & Conv Staff Salary	321.51	12,429.92
<b>Total 7200 · Events and Conventions Exp</b>	<u>1,441.96</u>	<u>300,173.69</u>
<b>7300 · Program-Related Expenses</b>		
<b>7310 · Affiliate Support</b>		
7310-10 · Affiliate Development & Support	18,715.00	83,274.13
7310-20 · Affiliate Support Staff Salary	321.51	5,242.07
<b>Total 7310 · Affiliate Support</b>	<u>19,036.51</u>	<u>88,516.20</u>
<b>7320 · Outreach - PR &amp; Marketing</b>		
7320-10 · Outreach PR & Marketing General	0.00	8,360.74
7320-20 · Outreach PR Mrktng Staff Salary	2,143.42	20,066.12
<b>Total 7320 · Outreach - PR &amp; Marketing</b>	<u>2,143.42</u>	<u>28,426.86</u>
<b>7330 · Media Relations</b>		
7330-10 · Media Relations General	4,650.67	31,077.62
7330-20 · Media Relations Staff Salary	142.89	1,450.83
<b>Total 7330 · Media Relations</b>	<u>4,793.56</u>	<u>32,528.45</u>
<b>7340 · Membership Communications</b>		
7340-10 · LP News	7,296.75	50,484.07
7340-20 · Mem Comm & Support Staff Salary	10,645.70	128,114.95
<b>Total 7340 · Membership Communications</b>	<u>17,942.45</u>	<u>178,599.02</u>
<b>7360 · Campaign Support &amp; Initiatives</b>		
7360-40 · Campaign/Candidate Support	9,110.85	98,862.20
7360-60 · Camp/Cand Support -Staff Salary	4,036.78	60,590.35
<b>Total 7360 · Campaign Support &amp; Initiatives</b>	<u>13,147.63</u>	<u>159,452.55</u>
<b>7375 · Brand Development</b>		
7375-10 · Brand / Political Materials	1,848.11	50,662.50
7375-20 · Brand Development Staff Salary	643.03	10,954.31
<b>Total 7375 · Brand Development</b>	<u>2,491.14</u>	<u>61,616.81</u>



	<b>Dec 18</b>	<b>TOTAL</b>
<b>7380 · Ballot Access - Other Related</b>		
7380-10 · Ballot Access Petitioning Exp.	0.00	148,122.50
7380-30 · Ballot Access Legal	0.00	555.20
7380-40 · Ballot Access Lobbying	0.00	50.00
7380-60 · B/A & Petitioning Staff Salary	0.00	8,611.31
<b>Total 7380 · Ballot Access - Other Related</b>	<b>0.00</b>	<b>157,339.01</b>
7395 · LPedia Historical Preservation	0.00	4,258.19
<b>Total 7300 · Program-Related Expenses</b>	<b>59,554.71</b>	<b>710,737.09</b>
<b>8000 · Salary &amp; Related Expense</b>		
8005 · Salary Bonus Sick & Vac (Admn)	7,906.32	100,438.02
8010 · Hourly Wages (Admin Portion)	2,775.08	22,722.90
8015 · Contract & Paid Internships	6,306.52	44,217.33
8020 · Employer Cont to P/R Tax	2,731.17	30,536.16
8030 · Employer Cont to 401K & Adm	756.32	12,385.41
8040 · Fed & State Unemployment	0.00	621.20
8060 · Health Insurance	2,872.01	30,788.34
8065 · Workers Comp Insurance	0.00	734.00
8070 · Other Bens, Gdwill & Training	0.00	214.96
8080 · Payroll Service Fees	277.50	2,521.05
<b>Total 8000 · Salary &amp; Related Expense</b>	<b>23,624.92</b>	<b>245,179.37</b>
<b>8100 · Admin &amp; Overhead Expense</b>		
8110 · Ofc Supplies & Non Cap Equipt	374.16	8,070.37
8120 · Telephone & Data Services	2,411.20	15,933.10
8125 · Equipment Leases & Maint.	1,376.14	9,429.91
8130 · Postage & Shipping	1,584.40	11,510.31
8140 · Travel, Meeting, & Meals Exp	3,285.05	26,791.60
8160 · Insurance - D/O Cyber - Other	0.00	7,758.00
<b>8170 · Occupancy Expenses</b>		
8170-10 · Mortgage Interest Expense	845.00	11,950.58
8170-20 · Utilities Expense	491.96	6,140.36
8170-30 · Property Taxes, Fees & Permits	1,025.90	9,839.27
8170-40 · Maintenance, Cleaning & Repairs	483.71	14,067.56
8170-50 · Property / GL Insurance	0.00	1,026.26
8170-60 · Assc Fees, Rent & Storage	583.39	6,846.68
<b>Total 8170 · Occupancy Expenses</b>	<b>3,429.96</b>	<b>49,870.71</b>
8180 · Printing & Copying	1,462.57	4,730.63
8190 · Software, Hardware & Other IT	7,942.64	76,957.28
8195 · Other Expenses & Bank Fees	1,374.96	9,244.17
<b>Total 8100 · Admin &amp; Overhead Expense</b>	<b>23,241.08</b>	<b>220,296.08</b>
<b>8200 · Professional Services</b>		
<b>8210 · Legal</b>		
8210-10 · Legal - General	5,262.00	55,157.00
8210-20 · Legal - Proactive	0.00	3,859.23
8210-30 · Litigation-Lobbying Staff Salary	35.72	171.65
<b>Total 8210 · Legal</b>	<b>5,297.72</b>	<b>59,187.88</b>
8220 · Accounting	0.00	15,500.00
8230 · FEC Filing & Consulting	1,500.00	18,000.00
<b>Total 8200 · Professional Services</b>	<b>6,797.72</b>	<b>92,687.88</b>
<b>8300 · Depreciation Expense</b>	<b>2,047.15</b>	<b>24,565.78</b>
<b>Total Expense</b>	<b>144,507.78</b>	<b>2,004,877.49</b>
<b>Net Revenue (Loss)</b>	<b>(40,173.57)</b>	<b>(232,880.03)</b>

## Balance Sheet Current vs Prior Month

### As of December 31, 2018

	Dec 31, 18	Nov 30, 18	\$ Change	% Change
<b>ASSETS</b>				
<b>Current Assets</b>				
<b>Checking/Savings</b>				
<b>11 - Cash</b>				
111U - PNC Check Acct 1 (Unrestricted)	5,338.73	8,502.84	(3,164.11)	(37.21%)
112U - BBT Check Acct 1 (Unrestricted)	454.84	6,779.54	(6,324.70)	(93.29%)
113R - PNC Check Acct 2 (Restricted)	1,805.41	1,805.41	0.00	0.0%
114R - BBT Chck Acct 2 (Restricted BF)	6,129.14	6,129.14	0.00	0.0%
<b>Total 11 - Cash</b>	<b>13,728.12</b>	<b>23,216.93</b>	<b>(9,488.81)</b>	<b>(40.87%)</b>
<b>Total Checking/Savings</b>	<b>13,728.12</b>	<b>23,216.93</b>	<b>(9,488.81)</b>	<b>(40.87%)</b>
<b>Other Current Assets</b>				
<b>13 - Other Current Collectables</b>				
<b>130 - Bequests Expected - Current</b>				
130-10 - Shaber - 1st International Bank	33,900.00	0.00	33,900.00	100.0%
130-20 - Clinard - Merch Bank of MI	33,900.00	0.00	33,900.00	100.0%
130-30 - Pratt Bequest - TBD	1,000.00	0.00	1,000.00	100.0%
130 - Bequests Expected - Current - Other	0.00	68,800.00	(68,800.00)	(100.0%)
<b>Total 130 - Bequests Expected - Current</b>	<b>68,800.00</b>	<b>68,800.00</b>	<b>0.00</b>	<b>0.0%</b>
<b>Total 13 - Other Current Collectables</b>	<b>68,800.00</b>	<b>68,800.00</b>	<b>0.00</b>	<b>0.0%</b>
<b>16 - Prepaid Expenses</b>				
<b>161 - Bulk Mail Account</b>				
161-10 - Prepaid Bulk Mail VA	432.43	1,141.67	(709.24)	(62.12%)
<b>Total 161 - Bulk Mail Account</b>	<b>432.43</b>	<b>1,141.67</b>	<b>(709.24)</b>	<b>(62.12%)</b>
165 - Prepaid Licenses	27,702.33	1,931.99	25,770.34	1,333.88%
166 - Prepaid Insurance	3,930.19	3,930.19	0.00	0.0%
<b>Total 16 - Prepaid Expenses</b>	<b>32,064.95</b>	<b>7,003.85</b>	<b>25,061.10</b>	<b>357.82%</b>
<b>Total Other Current Assets</b>	<b>100,864.95</b>	<b>75,803.85</b>	<b>25,061.10</b>	<b>33.06%</b>
<b>Total Current Assets</b>	<b>114,593.07</b>	<b>99,020.78</b>	<b>15,572.29</b>	<b>15.73%</b>
<b>Fixed Assets</b>				
<b>17 - Fixed Assets</b>				
172 - Furniture & Fixtures	25,878.73	25,878.73	0.00	0.0%
173 - Office Equipment	4,365.98	4,365.98	0.00	0.0%
174 - Computer Hardware	24,301.26	24,301.26	0.00	0.0%
175 - Computer Software	84,645.15	84,645.15	0.00	0.0%
176 - Capital Lease Assets	32,961.61	32,961.61	0.00	0.0%
<b>177 - Office Building</b>				
177-10 - Physical Structure	477,119.00	477,119.00	0.00	0.0%
177-20 - Land	347,881.00	347,881.00	0.00	0.0%
<b>Total 177 - Office Building</b>	<b>825,000.00</b>	<b>825,000.00</b>	<b>0.00</b>	<b>0.0%</b>
178 - Ofc Imprmnt Acq & Capt Expense	51,451.11	51,451.11	0.00	0.0%
179 - Accumulated Depreciation	(233,671.62)	(231,624.47)	(2,047.15)	(0.88%)
<b>Total 17 - Fixed Assets</b>	<b>814,932.22</b>	<b>816,979.37</b>	<b>(2,047.15)</b>	<b>(0.25%)</b>
<b>Total Fixed Assets</b>	<b>814,932.22</b>	<b>816,979.37</b>	<b>(2,047.15)</b>	<b>(0.25%)</b>
<b>Other Assets</b>				
<b>18 - Non Current Collectables</b>				
<b>180 - Bequests Expected - Non Current</b>				
180-10 - Shaber - 1st International Bank	62,157.72	0.00	62,157.72	100.0%
180-20 - Clinard - Merch Bank of MI	10,189.86	0.00	10,189.86	100.0%
180 - Bequests Expected - Non Current - Other	0.00	72,604.38	(72,604.38)	(100.0%)
<b>Total 180 - Bequests Expected - Non Current</b>	<b>72,347.58</b>	<b>72,604.38</b>	<b>(256.80)</b>	<b>(0.35%)</b>
<b>Total 18 - Non Current Collectables</b>	<b>72,347.58</b>	<b>72,604.38</b>	<b>(256.80)</b>	<b>(0.35%)</b>
<b>Total Other Assets</b>	<b>72,347.58</b>	<b>72,604.38</b>	<b>(256.80)</b>	<b>(0.35%)</b>
<b>TOTAL ASSETS</b>	<b>1,001,872.87</b>	<b>988,604.53</b>	<b>13,268.34</b>	<b>1.34%</b>

LIABILITIES & EQUITY	Dec 31, 18	Nov 30, 18	\$ Change	% Change
<b>Liabilities</b>				
<b>Current Liabilities</b>				
<b>Accounts Payable</b>				
21 - Accounts Payable	147,448.38	95,598.51	51,849.87	54.24%
<b>Total Accounts Payable</b>	147,448.38	95,598.51	51,849.87	54.24%
<b>Other Current Liabilities</b>				
<b>24 - Accrued Expenses</b>				
241 - Accrued Payroll	10,594.85	11,329.50	(734.65)	(6.48%)
242 - Accrued Vacation	12,583.00	16,227.00	(3,644.00)	(22.46%)
245 - Accrued Real Estate Tax	0.00	(1,025.90)	1,025.90	100.0%
<b>Total 24 - Accrued Expenses</b>	23,177.85	26,530.60	(3,352.75)	(12.64%)
<b>27 - Deferred Liabilities</b>				
272 - Deferred Convention Revenue	10,250.00	3,250.00	7,000.00	215.39%
<b>Total 27 - Deferred Liabilities</b>	10,250.00	3,250.00	7,000.00	215.39%
<b>Total Other Current Liabilities</b>	33,427.85	29,780.60	3,647.25	12.25%
<b>Total Current Liabilities</b>	180,876.23	125,379.11	55,497.12	44.26%
<b>Long Term Liabilities</b>				
<b>28 - Long Term Liabilities</b>				
281 - Capital Lease - Postage Machine	1,755.69	1,755.69	0.00	0.0%
282 - Capital Lease - Copier	8,942.32	8,942.32	0.00	0.0%
<b>Total 28 - Long Term Liabilities</b>	10,698.01	10,698.01	0.00	0.0%
<b>29 - Loans &amp; Mortgages (Principal)</b>	207,975.92	210,031.13	(2,055.21)	(0.98%)
<b>Total Long Term Liabilities</b>	218,673.93	220,729.14	(2,055.21)	(0.93%)
<b>Total Liabilities</b>	399,550.16	346,108.25	53,441.91	15.44%
<b>Equity</b>				
<b>31 - General Operating</b>	827,268.19	827,268.19	0.00	0.0%
<b>32 - Temp. Restricted Balances</b>				
3204 - Fund - Campus	1,805.41	1,805.41	0.00	0.0%
3210 - Fund - Building	6,129.14	6,129.14	0.00	0.0%
<b>Total 32 - Temp. Restricted Balances</b>	7,934.55	7,934.55	0.00	0.0%
<b>Net Revenue (Loss)</b>	(232,880.03)	(192,706.46)	(40,173.57)	(20.85%)
<b>Total Equity</b>	602,322.71	642,496.28	(40,173.57)	(6.25%)
<b>TOTAL LIABILITIES &amp; EQUITY</b>	<b>1,001,872.87</b>	<b>988,604.53</b>	<b>13,268.34</b>	<b>1.34%</b>

# Statement of Cash Flows

December & Year 2018

	Dec 18	Jan - Dec 18
<b>OPERATING ACTIVITIES</b>		
Net Revenue (Loss)	(40,173.57)	(232,880.03)
Adjustments to reconcile Net Income to net cash provided by operations:		
130 · Bequests Expected - Current	68,800.00	68,800.00
130-10 · Shaber - 1st International Bank	(33,900.00)	(33,900.00)
130-20 · Clinard - Merch Bank of MI	(33,900.00)	(33,900.00)
130-30 · Pratt Bequest - TBD	(1,000.00)	(1,000.00)
161-10 · Prepaid Bulk Mail VA	709.24	642.18
161-20 · Prepaid Bulk Mail DC	0.00	505.56
165 · Prepaid Licenses	(25,770.34)	(4,540.34)
167-10 · Prepaid Convention General Exp	0.00	5,331.02
167-15 · Prepaid Convention Travel/Othe	0.00	1,500.00
169 · Other Prepaid Expense	0.00	1,500.00
21 · Accounts Payable	51,849.87	147,310.36
241 · Accrued Payroll	(734.65)	1,522.26
242 · Accrued Vacation	(3,644.00)	(8,591.00)
244 · Other Accrued Expenses	0.00	(27,443.29)
245 · Accrued Real Estate Tax	1,025.90	0.00
272 · Deferred Convention Revenue	7,000.00	(91,478.00)
<b>Net cash provided by Operating Activities</b>	<b>(9,737.55)</b>	<b>(206,621.28)</b>
<b>INVESTING ACTIVITIES</b>		
174 · Computer Hardware	0.00	(1,499.99)
179 · Accumulated Depreciation	2,047.15	24,565.78
180 · Bequests Expected - Non Current	72,604.38	141,692.57
180-10 · Shaber - 1st International Bank	(62,157.72)	(62,157.72)
180-20 · Clinard - Merch Bank of MI	(10,189.86)	(10,189.86)
<b>Net cash provided by Investing Activities</b>	<b>2,303.95</b>	<b>92,410.78</b>
<b>FINANCING ACTIVITIES</b>		
29 · Loans & Mortgages (Principal)	(2,055.21)	(28,341.94)
31 · General Operating	0.00	(260.89)
3210 · Fund - Building	0.00	920.00
3213 · Fund - Legal Offense Fund	0.00	(659.11)
<b>Net cash provided by Financing Activities</b>	<b>(2,055.21)</b>	<b>(28,341.94)</b>
<b>Net cash increase for period</b>	<b>(9,488.81)</b>	<b>(142,552.44)</b>
<b>Cash at beginning of period</b>	<b>23,216.93</b>	<b>156,280.56</b>
<b>Cash at end of period</b>	<b>13,728.12</b>	<b>13,728.12</b>

**RELATED PARTY TRANSACTIONS AS OF: 12/31/18**

Related Party Donations	Mem Expires / BSM Expires	MTD Contributions	YTD Contributions	Lifetime Giving (Since 1990)	Liberty Pledge Club
Starchild ***	04/08/19 - 07/05/19	\$ -	\$ 25.00	\$ 3,365.00	
Erin Adams	Life Member	\$ 10.00	\$ 136.00	\$ 1,282.70	Yes
Phillip Anderson	12/31/19 - 11/01/19	\$ -	\$ 199.00	\$ 299.00	Yes
Paul Bilyeu	Life Member	\$ 1,050.00	\$ 2,795.00	\$ 5,165.00	Yes
Whitney Bilyeu	Life Member	\$ 50.00	\$ 1,470.00	\$ 3,783.00	Yes
Ethan Bishop	n/a	\$ -	\$ -	\$ 15.00	
Joseph Bishop-Henchman	Life Member	\$ 1,025.00	\$ 4,079.00	\$ 6,763.50	Yes
Caleb Bowden	07/30/19 - 07/31/19	\$ -	\$ 25.00	\$ 25.00	
Criag R. Bowden	05/01/19 - 05/01/19	\$ -	\$ 472.00	\$ 866.00	
Christopher Campbell	04/04/19 - 04/04/19	\$ -	\$ 164.00	\$ 189.00	
David Pratt Demarest ***	Life Member	\$ -	\$ 1,895.00	\$ 13,435.47	
Sam Goldstein	Life Member	\$ 50.00	\$ 1,300.00	\$ 7,194.45	Yes
Kevin Hagan *	10/12/19 - 10/12/19	\$ -	\$ 25.00	\$ 333.00	
Timothy Hagan	Life Member	\$ -	\$ 1,150.00	\$ 9,966.82	Yes
Caryn Ann Harlos	Life Member	\$ -	\$ 375.00	\$ 4,203.09	Yes
Wayne Harlos	01/14/20 - 01/14/20	\$ -	\$ -	\$ 1,199.00	
Daniel Hayes ***	Life Member	\$ -	\$ 2,900.00	\$ 13,500.00	
Jeffery Hewitt	Life Member	\$ -	\$ 709.00	\$ 2,808.00	
Susan Hogarth	12/31/19 - 12/02/19	\$ 20.19	\$ 294.19	\$ 2,241.07	Yes
Joshua Katz ***	06/20/18 - 12/27/18	\$ -	\$ -	\$ 1,442.00	
James Lark	Life Member	\$ 1,015.00	\$ 1,680.00	\$ 78,992.30	Yes
Victoria Lee	01/05/19 - 05/23/19	\$ -	\$ 293.00	\$ 455.50	
Richard Longstreth	12/31/19 - 01/02/20	\$ 15.00	\$ 319.00	\$ 674.00	Yes
Jeffrey Lyons	Life Member	\$ -	\$ 1,654.00	\$ 1,704.00	
Edward Marsh ***	Life Member	\$ -	\$ -	\$ 6,045.00	
Alicia Mattson	Life Member	\$ -	\$ -	\$ 4,310.00	
Alex Merced	Life Member	\$ 42.00	\$ 1,728.00	\$ 2,512.70	Yes
Dustin Nanna	07/06/19 - 12/03/19	\$ 25.00	\$ 550.00	\$ 1,763.00	
Steven Nekhaila	Life Member	\$ 10.00	\$ 110.00	\$ 2,569.00	Yes
Steven Nielson **	03/31/18 - 03/31/18	\$ -	\$ -	\$ 100.00	
Justin O'Donnell	12/31/19 - 01/02/20	\$ 72.50	\$ 167.50	\$ 356.50	Yes
Kenneth B. Olsen	10/31/19 - 10/04/19	\$ -	\$ 25.00	\$ 548.00	
Sean O'Toole ***	Life Member	\$ -	\$ 700.00	\$ 15,696.00	
John Phillips	12/31/19 - 01/16/20	\$ -	\$ 613.00	\$ 668.20	Yes
William Redpath	Life Member	\$ 10.00	\$ 530.00	\$ 117,959.00	Yes
Frank Sarwark *	10/31/17 - 10/31/17	\$ -	\$ -	\$ 3,436.00	
Nicholas Sarwark	Life Member	\$ 20.00	\$ 933.00	\$ 6,072.00	Yes
Valerie Sarwark *	07/17/19 - 07/17/19	\$ 12.00	\$ 62.00	\$ 494.00	
Steve Scheetz ***	Life Member	\$ -	\$ 484.00	\$ 2,408.00	
Joshua Smith	12/31/19 - 01/01/20	\$ 25.00	\$ 1,173.00	\$ 1,348.00	Yes
Aaron Starr *	Life Member	\$ -	\$ -	\$ 20,963.00	
Elizabeth Van Horn	Life Member	\$ 1,000.00	\$ 1,784.00	\$ 1,978.00	
Arvin Vohra ***	11/01/18 - 06/26/19	\$ -	\$ 209.00	\$ 1,552.00	
Total Contributions:		\$ 4,451.69	\$ 31,027.69	\$ 350,680.30	

\* Non LNC Member disclosed related party \*\* Thru 03/31/18 only \*\*\* Thru 06/30/18 only

Related Party Disbursements	Memo	MTD Disbursements	YTD Disbursements
Ms. Caryn Ann Harlos	Reimbursed Expense	\$ -	\$ 2,298.02
Illinois Libertarian Party	Ballot Access	\$ -	\$ 56,000.00
New York Libertarian Party Petitioning Co.	Ballot Access	\$ -	\$ 30,000.00
Connecticut Libertarian Party	Ballot Access	\$ -	\$ 10,000.00
Alicia Mattson	Reimbursed Expense	\$ -	\$ 1,086.04
Mr. Nicholas Sarwark	Reimbursed Expense	\$ -	\$ 1,850.74
Total Disbursements:		\$ -	\$ 101,234.80

**CHAIR'S DISCRETIONARY DISBURSEMENTS AS OF: 12/31/18**

Chair	Memo	MTD	YTD
Mr. Nicholas Sarwark	None yet	\$ -	\$ -