

# Libertarian National Committee - Membership Report

## "Donor" Totals - Jan-17

### 4 Year & 12 Month Comparison

	Dec-13	Dec-14	Dec-15	Dec-16	Jan-16	Feb-16	Mar-16	Apr-16	May-16	Jun-16	Jul-16	Aug-16	Sep-16	Oct-16	Nov-16	Dec-16	Jan-17
Active w-MEM	13670	12053	11184	18592	11183	11413	11824	12509	14532	15477	16656	17568	17888	18327	18564	18592	18908
Active w/out MEM	967	747	509	1814	497	514	507	519	787	981	1223	1736	1890	1843	1822	1814	1806
<b>Total Active Donors</b>	<b>14637</b>	<b>12800</b>	<b>11693</b>	<b>20406</b>	<b>11680</b>	<b>11927</b>	<b>12331</b>	<b>13028</b>	<b>15319</b>	<b>16458</b>	<b>17879</b>	<b>19304</b>	<b>19778</b>	<b>20170</b>	<b>20386</b>	<b>20406</b>	<b>20714</b>
<b>Percent Change</b>	<b>-2.05%</b>	<b>-12.55%</b>	<b>-8.65%</b>	<b>74.51%</b>	<b>-0.11%</b>	<b>2.11%</b>	<b>3.39%</b>	<b>5.65%</b>	<b>17.59%</b>	<b>7.44%</b>	<b>8.63%</b>	<b>7.97%</b>	<b>2.46%</b>	<b>1.98%</b>	<b>1.07%</b>	<b>0.10%</b>	<b>1.51%</b>
Lapsed/Drop MEM	1245	1733	909	1016	663	612	837	718	465	662	514	681	599	753	589	1016	672
Lapse w/out MEM	82	203	30	27	44	40	41	20	10	14	10	24	29	37	29	27	25
<b>Lapsed/Drop Total</b>	<b>1327</b>	<b>1936</b>	<b>939</b>	<b>1043</b>	<b>707</b>	<b>652</b>	<b>878</b>	<b>738</b>	<b>475</b>	<b>676</b>	<b>524</b>	<b>705</b>	<b>628</b>	<b>790</b>	<b>618</b>	<b>1043</b>	<b>697</b>
<b>Percent Change</b>					<b>-24.71%</b>	<b>-7.78%</b>	<b>34.66%</b>	<b>-15.95%</b>	<b>-35.64%</b>	<b>42.32%</b>	<b>-22.49%</b>	<b>34.54%</b>	<b>-10.92%</b>	<b>25.80%</b>	<b>-21.77%</b>	<b>68.77%</b>	<b>-33.17%</b>
New Donors w-MEM	267	110	103	321	145	308	524	675	1393	1184	1181	1054	469	526	485	321	481
New w/out MEM	168	6	6	11	3	15	22	31	176	163	230	535	176	52	22	11	14
<b>New Total</b>	<b>435</b>	<b>116</b>	<b>109</b>	<b>332</b>	<b>148</b>	<b>323</b>	<b>546</b>	<b>706</b>	<b>1569</b>	<b>1347</b>	<b>1411</b>	<b>1589</b>	<b>645</b>	<b>578</b>	<b>507</b>	<b>332</b>	<b>495</b>
<b>Percent Change</b>					<b>35.78%</b>	<b>118.24%</b>	<b>69.04%</b>	<b>29.30%</b>	<b>122.24%</b>	<b>-14.15%</b>	<b>4.75%</b>	<b>12.62%</b>	<b>-59.41%</b>	<b>-10.39%</b>	<b>-12.28%</b>	<b>-34.52%</b>	<b>49.10%</b>
Renewed w-MEM	966	729	792	723	517	534	724	728	1095	423	512	539	450	666	341	723	507
Renewed w/out MEM	55	14	20	8	29	42	12	1	102	45	22	2	7	-62	-14	8	3 *
<b>Total Renewals</b>	<b>1021</b>	<b>743</b>	<b>812</b>	<b>731</b>	<b>546</b>	<b>576</b>	<b>736</b>	<b>729</b>	<b>1197</b>	<b>468</b>	<b>534</b>	<b>541</b>	<b>457</b>	<b>604</b>	<b>327</b>	<b>731</b>	<b>510</b>
<b>Percent Change</b>					<b>-32.76%</b>	<b>5.49%</b>	<b>27.78%</b>	<b>-0.95%</b>	<b>64.20%</b>	<b>-60.90%</b>	<b>14.10%</b>	<b>1.31%</b>	<b>-15.53%</b>	<b>32.17%</b>	<b>-45.86%</b>	<b>123.55%</b>	<b>-30.23%</b>
<b>Total "MEM"</b>	<b>130507</b>	<b>133400</b>	<b>135197</b>	<b>145814</b>	<b>135417</b>	<b>135980</b>	<b>136797</b>	<b>137539</b>	<b>139513</b>	<b>140413</b>	<b>141889</b>	<b>143319</b>	<b>143935</b>	<b>144707</b>	<b>145455</b>	<b>145814</b>	<b>146350</b>
<b>Percent Change</b>	<b>2.84%</b>	<b>2.22%</b>	<b>1.35%</b>	<b>7.85%</b>	<b>0.16%</b>	<b>0.42%</b>	<b>0.60%</b>	<b>0.54%</b>	<b>1.44%</b>	<b>0.65%</b>	<b>1.05%</b>	<b>1.01%</b>	<b>0.43%</b>	<b>0.54%</b>	<b>0.52%</b>	<b>0.25%</b>	<b>0.37%</b>
<b>Total "LIFETIME"</b>	<b>2295</b>	<b>2446</b>	<b>2458</b>	<b>2571</b>	<b>2459</b>	<b>2461</b>	<b>2461</b>	<b>2473</b>	<b>2501</b>	<b>2514</b>	<b>2531</b>	<b>2554</b>	<b>2560</b>	<b>2567</b>	<b>2566</b>	<b>2571</b>	<b>2574</b>
<b>Total "BSM"</b>	<b>13869</b>	<b>12526</b>	<b>11045</b>	<b>19003</b>	<b>11112</b>	<b>11400</b>	<b>11768</b>	<b>12461</b>	<b>14554</b>	<b>15448</b>	<b>16759</b>	<b>17541</b>	<b>18071</b>	<b>18486</b>	<b>18805</b>	<b>19003</b>	<b>19293</b>

### Last Year vs. This Year

	Jan-16	Jan-17	Change	12 Mo Ave		
Active w-MEM	11183	18908	69.08%	16022	<u>Active Donors w-MEM =</u>	18908
Active w/out MEM	497	1806	263.38%	1287	<u>Lapsed &amp; Zero Dues MEM =</u>	127442
<b>Total Active Donors</b>	<b>11680</b>	<b>20714</b>	<b>77.35%</b>	<b>17308</b>	<u>Total "MEM" w-Signed Certificate =</u>	<u>146350</u>
Lapsed/Dropped	707	697	-1.41%	702	<u>Member Signed Certificate =</u>	<u>"MEM"</u>
New Donors	148	495	234.46%	837	<u>Total "BSM" =</u>	<u>19293</u>
Renewals	546	510	-6.59%	618	<u>Bvlaws Defined Sustaining Member =</u>	<u>"BSM"</u>

\* Neg "sub" due to email push to convert Sub's to Mem's in Oct-16 & Nov-16

Jan-17 MEMBERSHIP BY STATE --- ACTIVE AND NON ACTIVE

STATE	TOTAL "MEM"	ACTIVE "MEM"	ACTIVE "SUB"	TOTAL "ACTIVE"	TOTAL "BSM"
AK	709	91	4	95	91
AL	1927	284	17	301	292
AR	967	129	12	141	130
AZ	3402	406	46	452	411
CA	20144	2047	214	2261	2073
CO	4058	616	60	676	625
CT	1605	216	30	246	217
DC	420	48	6	54	54
DE	421	54	5	59	55
FL	8614	1065	126	1191	1093
GA	6317	598	65	663	620
HI	564	84	8	92	85
IA	1158	194	12	206	195
ID	815	85	8	93	83
IL	4854	667	67	734	686
IN	3534	552	35	587	562
KS	1329	177	9	186	176
KY	1318	176	8	184	184
LA	1231	209	19	228	213
MA	3038	334	42	376	335
MD	2663	381	35	416	382
ME	859	89	12	101	93
MI	5556	655	39	694	668
MN	2226	287	30	317	293
MO	2581	365	25	390	374
MS	781	98	9	107	101

STATE	TOTAL "MEM"	ACTIVE "MEM"	ACTIVE "SUB"	TOTAL "ACTIVE"	TOTAL "BSM"
MT	553	79	8	87	77
NC	3672	486	52	538	498
ND	265	52	6	58	54
NE	728	113	4	117	114
NH	1459	189	19	208	189
NJ	3304	402	52	454	408
NM	1225	182	25	207	186
NV	1994	201	23	224	206
NY	5488	819	87	906	832
OH	5724	771	52	823	806
OK	1171	174	15	189	177
OR	2312	199	37	236	199
PA	6363	720	80	800	748
RI	347	50	8	58	51
SC	2052	292	25	317	301
SD	286	43	6	49	43
TN	2745	498	15	513	507
TX	10028	1501	140	1641	1530
UT	1260	152	15	167	154
VA	5307	895	73	968	912
VT	425	41	5	46	43
WA	4706	607	56	663	623
WI	2160	335	36	371	341
WV	650	67	5	72	69
WY	331	39	2	41	40
XX	704	94	17	111	94

SUSTAINING MEMBERSHIP STATE RANKINGS - "BSM"

State	Total BSM	Rank	State	Total BSM	Rank
CA	2073	1	NV	206	27
TX	1530	2	OR	199	28
FL	1093	3	IA	195	29
VA	912	4	NH	189	30
NY	832	5	NM	186	31
OH	806	6	KY	184	32
PA	748	7	OK	177	33
IL	686	8	KS	176	34
MI	668	9	UT	154	35
CO	625	10	AR	130	36
WA	623	11	NE	114	37
GA	620	12	MS	101	38
IN	562	13	ME	93	39
TN	507	14	AK	91	40
NC	498	15	HI	85	41
AZ	411	16	ID	83	42
NJ	408	17	MT	77	43
MD	382	18	WV	69	44
MO	374	19	DE	55	45
WI	341	20	DC	54	46
MA	335	21	ND	54	47
SC	301	22	RI	51	48
MN	293	23	SD	43	49
AL	292	24	VT	43	50
CT	217	25	WY	40	51
LA	213	26	XX	94	52

	TOTAL "MEM"	ACTIVE "MEM"	ACTIVE "SUB"	TOTAL "ACTIVE"	TOTAL "BSM"
<b>TOTALS</b>	<b>146350</b>	<b>18908</b>	<b>1806</b>	<b>20714</b>	<b>19293</b>

DEFINITIONS: MEM = Member Signed Certificate

Total MEM = Total # Constituents Per State w-Member Signed Certificate

ACTIVE MEM = Current Dues Paying or Lifetime Donor w-Signed Certificate

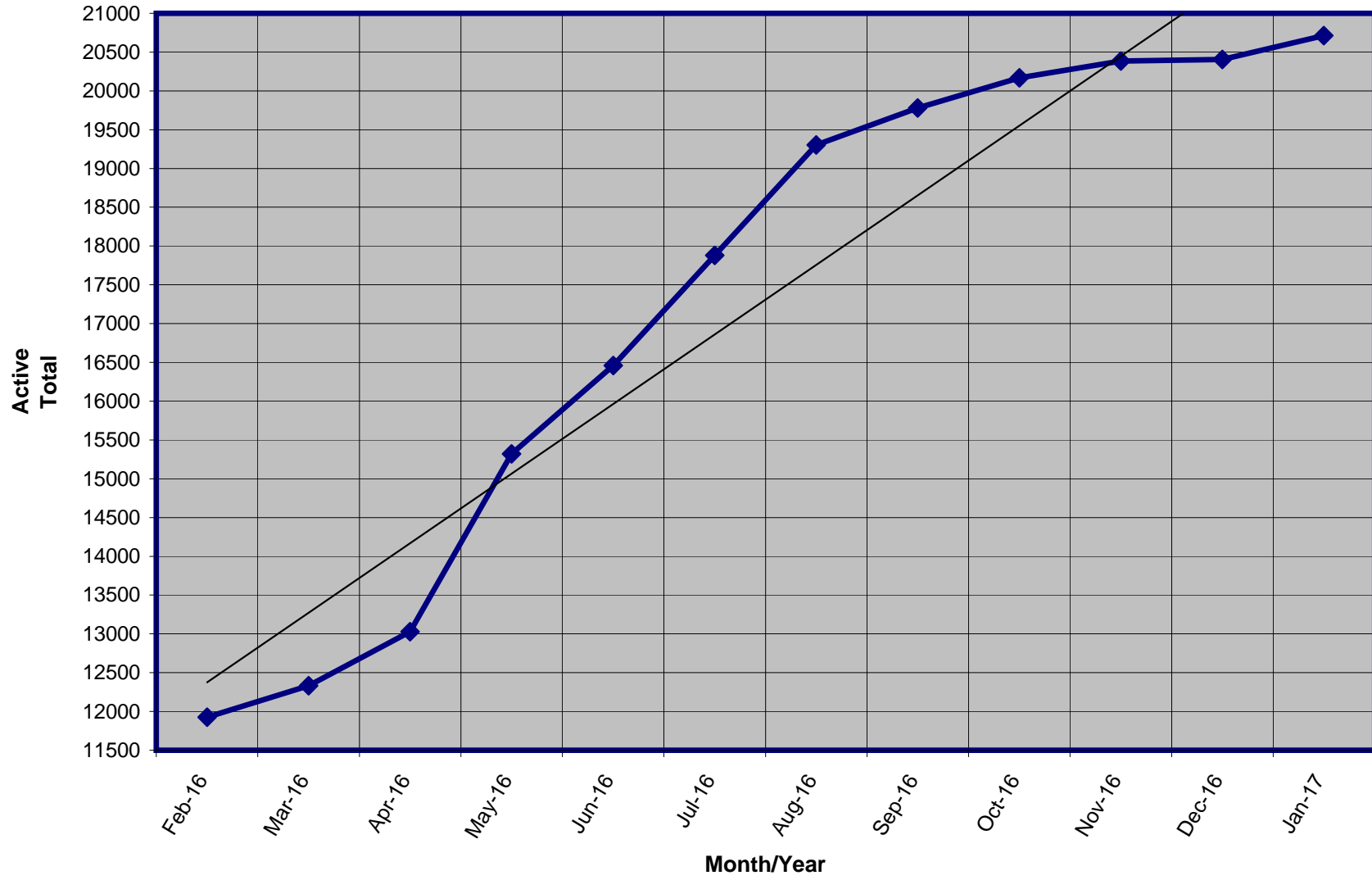
ACTIVE SUB (ACTIVE NON MEM) = Current Dues Paying or Lifetime Donors Who Have NOT Signed the Certificate (Formerly Called "Subscriber")

TOTAL ACTIVE = Current Dues Paying or Lifetime Donor

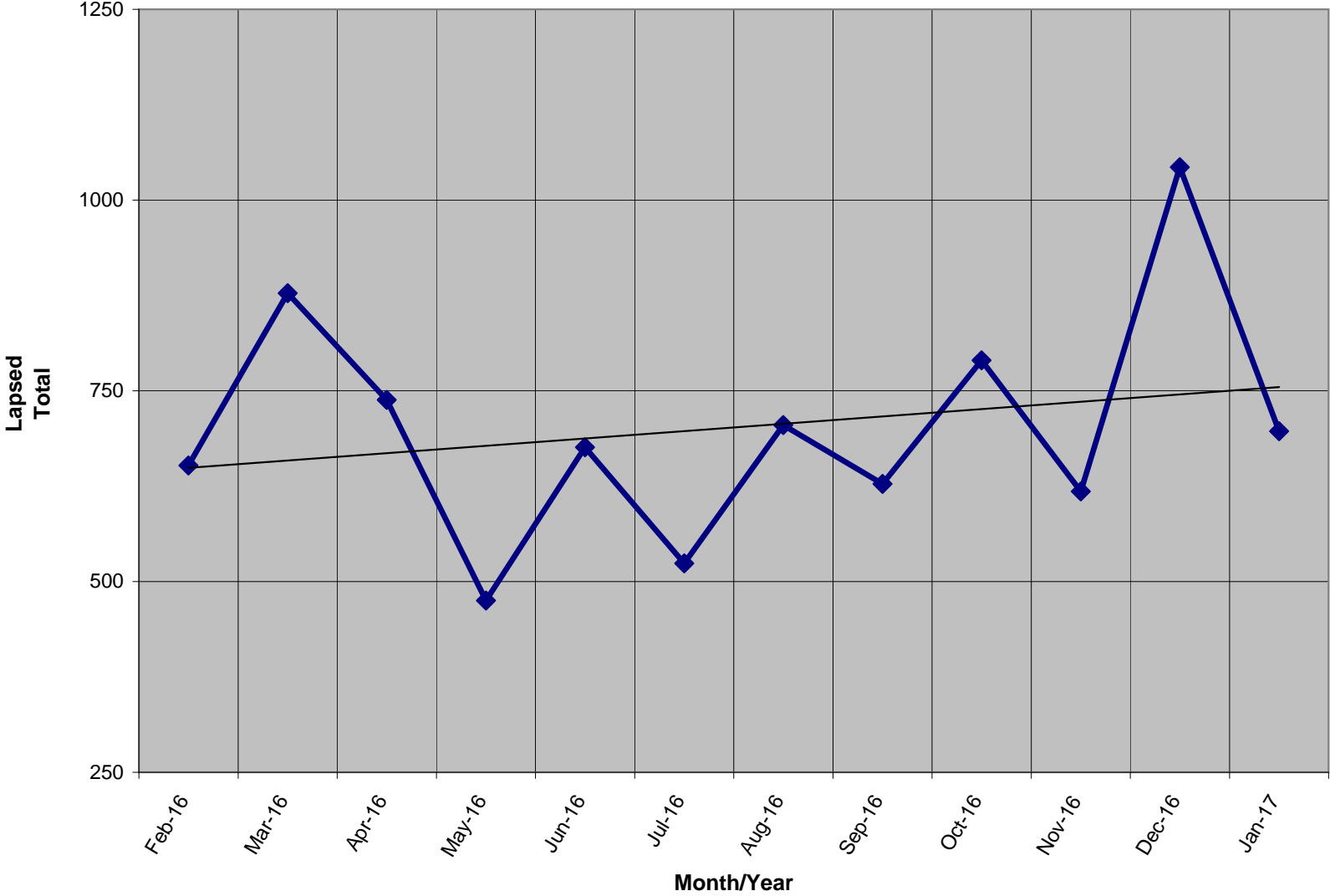
BSM = By Law Definition of "Sustaining Member" and number used for delegate count

(Art 5-3: "Sustaining member" is any Party member who has given at least \$25 to the Party in the prior twelve months, or who is a life member.)

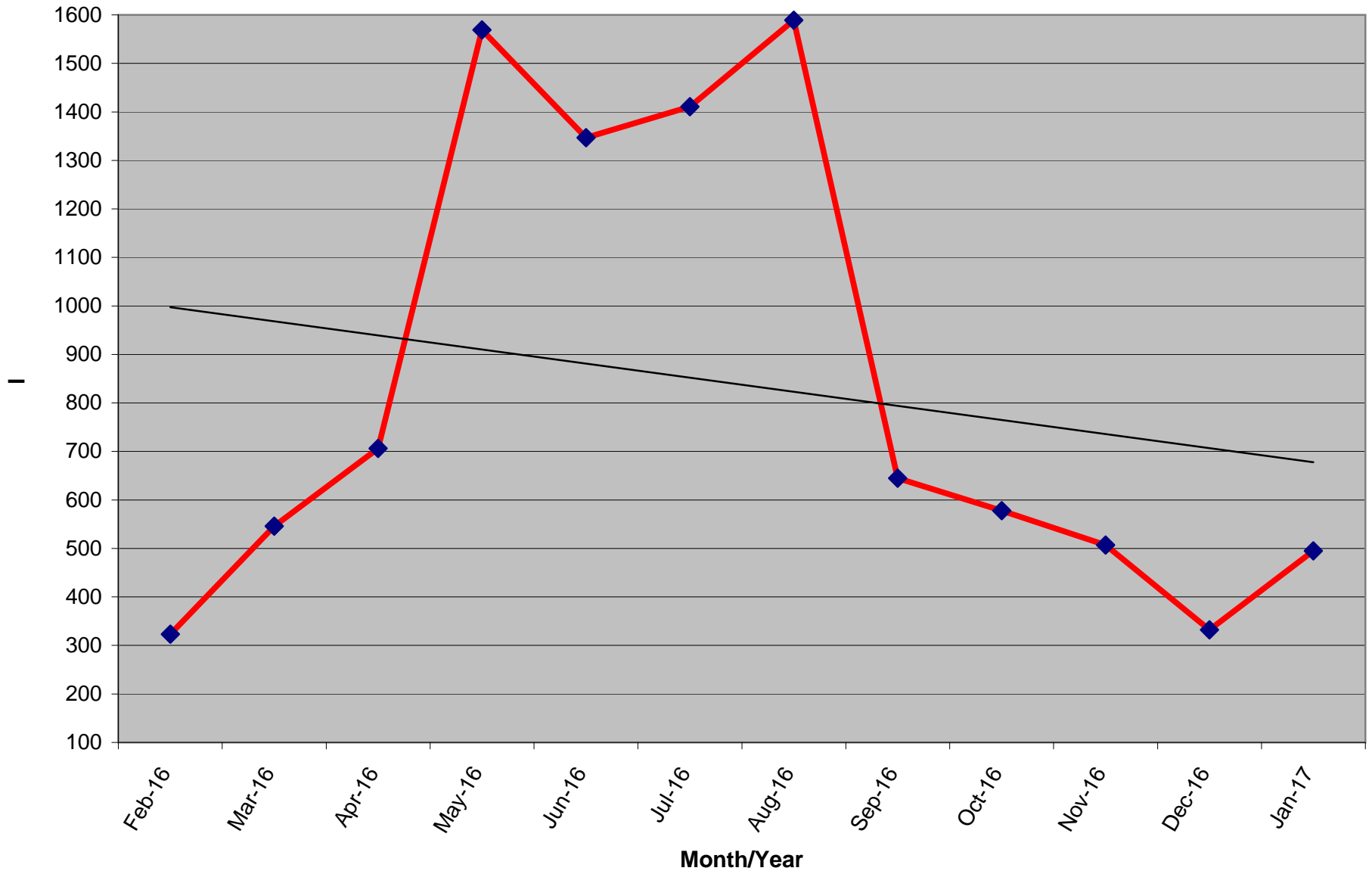
Active Donors - Past 12 Months



Lapsed - Dropped - Donors - Past 12 Months



New Donors Past 12 Months



Renew Donors - Past 12 Months

