

Libertarian National Committee - Membership Report

"Donor" Totals - Mar-17

4 Year & 12 Month Comparison

	Dec-13	Dec-14	Dec-15	Dec-16	Mar-16	Apr-16	May-16	Jun-16	Jul-16	Aug-16	Sep-16	Oct-16	Nov-16	Dec-16	Jan-17	Feb-17	Mar-17
Active w-MEM	13670	12053	11184	18592	11824	12509	14532	15477	16656	17568	17888	18327	18564	18592	18908	18715	18334
Active w/out MEM	967	747	509	1814	507	519	787	981	1223	1736	1890	1843	1822	1814	1806	1838	1862
Total Active Donors	14637	12800	11693	20406	12331	13028	15319	16458	17879	19304	19778	20170	20386	20406	20714	20553	20196
Percent Change	-2.05%	-12.55%	-8.65%	74.51%	3.39%	5.65%	17.59%	7.44%	8.63%	7.97%	2.46%	1.98%	1.07%	0.10%	1.51%	-0.78%	-1.74%
Lapsed/Drop MEM	1245	1733	909	1016	837	718	465	662	514	681	599	753	589	1016	672	831	1533
Lapse w/out MEM	82	203	30	27	41	20	10	14	10	24	29	37	29	27	25	34	32
Lapsed/Drop Total	1327	1936	939	1043	878	738	475	676	524	705	628	790	618	1043	697	865	1565
Percent Change					34.66%	-15.95%	-35.64%	42.32%	-22.49%	34.54%	-10.92%	25.80%	-21.77%	68.77%	-33.17%	24.10%	80.92%
New Donors w-MEM	267	110	103	321	524	675	1393	1184	1181	1054	469	526	485	321	481	299	386
New w/out MEM	168	6	6	11	22	31	176	163	230	535	176	52	22	11	14	13	47
New Total	435	116	109	332	546	706	1569	1347	1411	1589	645	578	507	332	495	312	433
Percent Change					69.04%	29.30%	122.24%	-14.15%	4.75%	12.62%	-59.41%	-10.39%	-12.28%	-34.52%	49.10%	-36.97%	38.78%
Renewed w-MEM	966	729	792	723	724	728	1095	423	512	539	450	666	341	723	507	339	766
Renewed w/out MEM	55	14	20	8	12	1	102	45	22	2	7	-62	-14	8	3	53	9 *
Total Renewals	1021	743	812	731	736	729	1197	468	534	541	457	604	327	731	510	392	775
Percent Change					27.78%	-0.95%	64.20%	-60.90%	14.10%	1.31%	-15.53%	32.17%	-45.86%	123.55%	-30.23%	-23.14%	97.70%
Total "MEM"	130507	133400	135197	145814	136797	137539	139513	140413	141889	143319	143935	144707	145455	145814	146350	146869	147222
Percent Change	2.84%	2.22%	1.35%	7.85%	0.60%	0.54%	1.44%	0.65%	1.05%	1.01%	0.43%	0.54%	0.52%	0.25%	0.37%	0.35%	0.24%
Total "LIFETIME"	2295	2446	2458	2571	2461	2473	2501	2514	2531	2554	2560	2567	2566	2571	2574	2577	2580
Total "BSM"	13869	12526	11045	19003	11768	12461	14554	15448	16759	17541	18071	18486	18805	19003	19293	19152	18864

Last Year vs. This Year

	Mar-16	Mar-17	Change	12 Mo Ave		
Active w-MEM	11824	18334	55.06%	17173	<u>Active Donors w-MEM =</u>	18334
Active w/out MEM	507	1862	267.26%	1510	<u>Lapsed & Zero Dues MEM =</u>	128888
Total Active Donors	12331	20196	63.78%	18683	<u>Total "MEM" w-Signed Certificate =</u>	<u>147222</u>
Lapsed/Dropped	878	1565	78.25%	777	<u>Member Signed Certificate =</u>	<u>"MEM"</u>
New Donors	546	433	-20.70%	827	<u>Total "BSM" =</u>	<u>18864</u>
Renewals	736	775	5.30%	605	<u>Bylaws Defined Sustaining Member =</u>	<u>"BSM"</u>

* Neg "sub" due to email push to convert Sub's to Mem's in Oct-16 & Nov-16

Mar-17 MEMBERSHIP BY STATE --- ACTIVE AND NON ACTIVE

STATE	TOTAL "MEM"	ACTIVE "MEM"	ACTIVE "SUB"	TOTAL "ACTIVE"	TOTAL "BSM"
AK	707	90	5	95	90
AL	1955	272	18	290	278
AR	976	126	12	138	130
AZ	3455	396	46	442	400
CA	20138	1991	219	2210	2024
CO	4100	623	59	682	638
CT	1607	205	29	234	212
DC	431	51	5	56	54
DE	429	55	4	59	56
FL	8767	1009	129	1138	1067
GA	6334	583	65	648	609
HI	563	73	8	81	76
IA	1176	194	12	206	195
ID	839	77	9	86	77
IL	4830	631	72	703	660
IN	3562	521	36	557	533
KS	1319	165	12	177	167
KY	1337	172	12	184	179
LA	1247	205	20	225	208
MA	3021	317	40	357	320
MD	2625	364	34	398	365
ME	875	87	13	100	92
MI	5576	618	43	661	642
MN	2241	270	36	306	280
MO	2607	349	23	372	361
MS	780	94	9	103	100

STATE	TOTAL "MEM"	ACTIVE "MEM"	ACTIVE "SUB"	TOTAL "ACTIVE"	TOTAL "BSM"
MT	579	82	9	91	83
NC	3698	472	53	525	483
ND	266	54	5	59	55
NE	726	107	5	112	110
NH	1476	189	22	211	189
NJ	3293	393	54	447	404
NM	1249	187	23	210	189
NV	1994	200	25	225	206
NY	5501	788	90	878	816
OH	5749	750	56	806	782
OK	1179	160	17	177	163
OR	2336	194	39	233	196
PA	6397	734	80	814	760
RI	342	48	8	56	49
SC	2071	271	26	297	282
SD	294	46	6	52	47
TN	2792	502	15	517	508
TX	10088	1448	146	1594	1488
UT	1282	144	16	160	146
VA	5330	874	71	945	912
VT	431	40	4	44	41
WA	4771	601	61	662	618
WI	2191	329	35	364	336
WV	651	63	3	66	69
WY	338	37	2	39	37
XX	701	83	21	104	82

SUSTAINING MEMBERSHIP STATE RANKINGS - "BSM"

State	Total BSM	Rank	State	Total BSM	Rank
CA	2024	1	NV	206	27
TX	1488	2	OR	196	28
FL	1067	3	IA	195	29
VA	912	4	NH	189	30
NY	816	5	NM	189	31
OH	782	6	KY	179	32
PA	760	7	KS	167	33
IL	660	8	OK	163	34
MI	642	9	UT	146	35
CO	638	10	AR	130	36
WA	618	11	NE	110	37
GA	609	12	MS	100	38
IN	533	13	ME	92	39
TN	508	14	AK	90	40
NC	483	15	MT	83	41
NJ	404	16	ID	77	42
AZ	400	17	HI	76	43
MD	365	18	WV	69	44
MO	361	19	DE	56	45
WI	336	20	ND	55	46
MA	320	21	DC	54	47
SC	282	22	RI	49	48
MN	280	23	SD	47	49
AL	278	24	VT	41	50
CT	212	25	WY	37	51
LA	208	26	XX	82	52

	TOTAL "MEM"	ACTIVE "MEM"	ACTIVE "SUB"	TOTAL "ACTIVE"	TOTAL "BSM"
TOTALS	147222	18334	1862	20196	18864

DEFINITIONS: MEM = Member Signed Certificate

Total MEM = Total # Constituents Per State w-Member Signed Certificate

ACTIVE MEM = Current Dues Paying or Lifetime Donor w-Signed Certificate

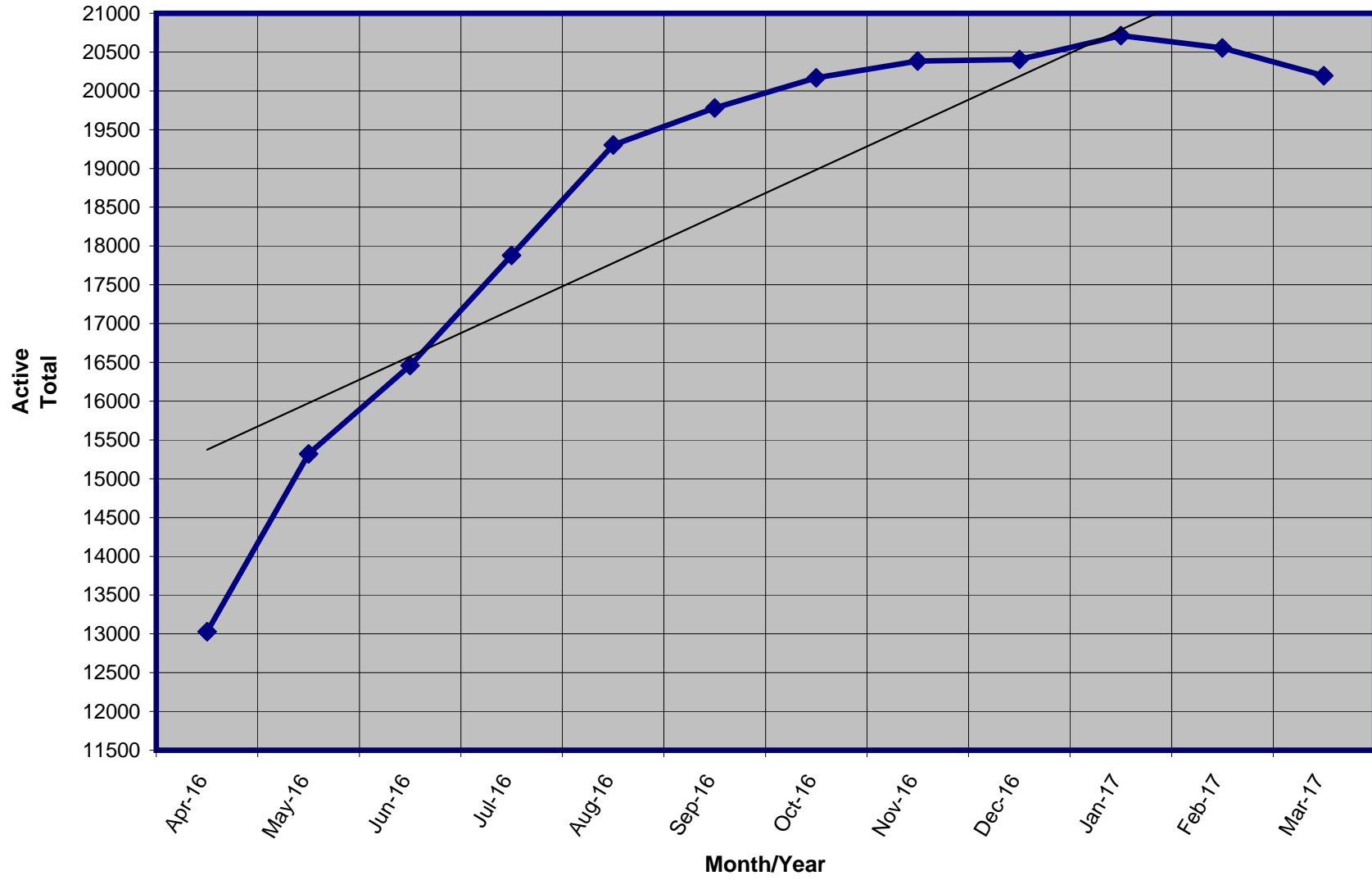
ACTIVE SUB (ACTIVE NON MEM) = Current Dues Paying or Lifetime Donors Who Have NOT Signed the Certificate (Formerly Called "Subscriber")

TOTAL ACTIVE = Current Dues Paying or Lifetime Donor

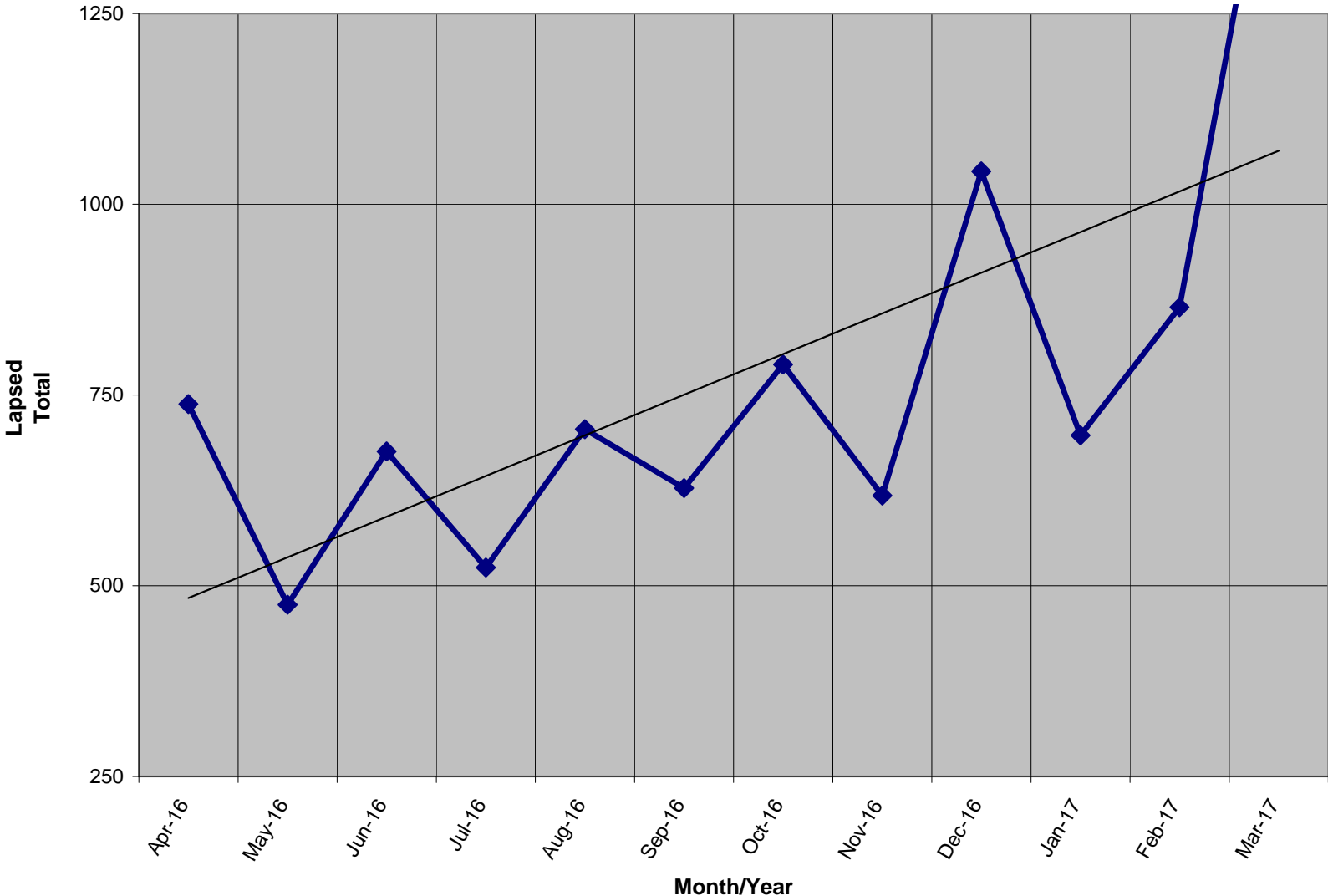
BSM = By Law Definition of "Sustaining Member" and number used for delegate count

(Art 5-3: "Sustaining member" is any Party member who has given at least \$25 to the Party in the prior twelve months, or who is a life member.)

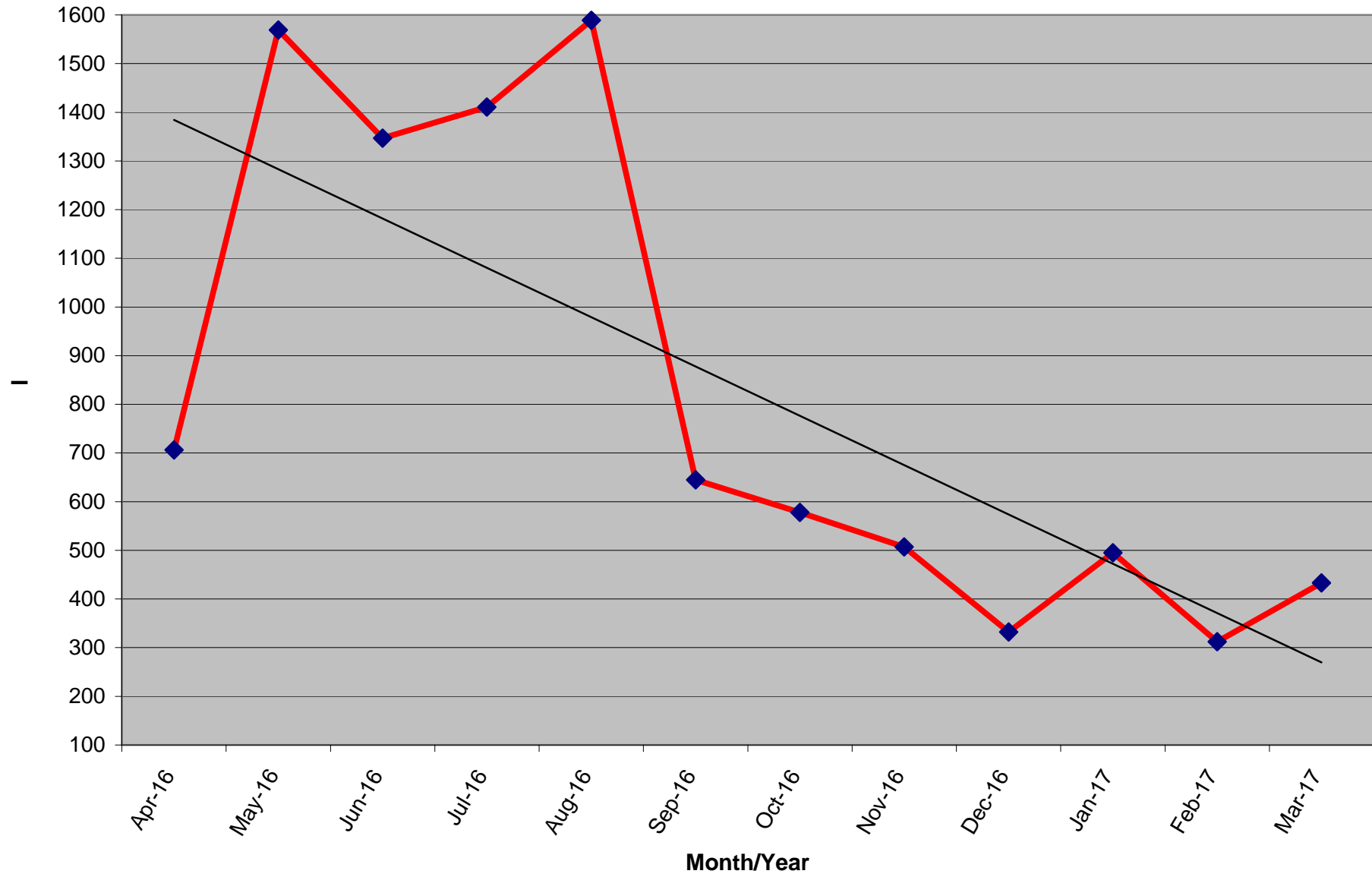
Active Donors - Past 12 Months



Lapsed - Dropped - Donors - Past 12 Months



New Donors Past 12 Months



Renew Donors - Past 12 Months

