

Libertarian National Committee

"Donor" Totals - Jan-07

18 Month Comparison

	Aug-05	Sep-05	Oct-05	Nov-05	Dec-05	Jan-06	Feb-06	Mar-06	Apr-06	May-06	Jun-06	Jul-06	Aug-06	Sep-06	Oct-06	Nov-06	Dec-06	Jan-07
Active w-MEM	18538	18082	17830	15896	15575	14795	14097	13664	13620	13168	12541	12047	11504	11145	11350	11196	11014	11344
Active w/out MEM	2255	2158	2165	2004	1838	1797	1890	1770	1403	1322	1175	1034	900	862	880	824	778	803
Total	20793	20240	19995	17900	17413	16592	15987	15434	15023	14490	13716	13081	12404	12007	12230	12020	11792	12147
Percent Change	-1.87%	-2.66%	-1.21%	-10.48%	-2.72%	-4.71%	-3.65%	-3.46%	-2.66%	-3.55%	-5.34%	-4.63%	-5.18%	-3.20%	1.86%	-1.72%	-1.90%	3.01%

Lapsed MEM	1338	1192	2114	2825	1696	970	801	1236	737	1132	1223	1117	1197	971	1189	1127	928	336
Lapes w/out MEM	175	105	151	207	125	97	206	239	439	155	535	178	190	57	92	60	56	22
Lapsed Total	1513	1297	2265	3032	1821	1067	1007	1475	1176	1287	1758	1295	1387	1028	1281	1187	984	358
Percent Change	2.58%	-14.28%	74.63%	33.86%	-39.94%	-41.41%	-5.62%	46.47%	-20.27%	9.44%	36.60%	-26.34%	7.10%	-25.88%	24.61%	-7.34%	-17.10%	-63.62%

New Donors w-MEM	187	169	167	135	175	111	231	132	102	132	124	109	114	251	525	203	132	240
New w/out MEM	88	8	26	5	3	3	4	0	0	0	0	0	0	0	2	1	0	0
New Total	275	177	193	140	178	114	235	132	102	132	124	109	114	251	527	204	132	240
Percent Change	-8.03%	-35.64%	9.04%	-27.46%	27.14%	-35.96%	106.14%	-43.83%	-22.73%	29.41%	-6.06%	-12.10%	4.59%	120.18%	109.96%	-61.29%	-35.29%	81.82%

Renewed w-MEM	753	567	1695	756	956	79	128	671	591	548	472	514	540	361	869	770	614	426
Renewed w/out MEM	88	0	132	41	63	53	295	119	72	74	388	37	56	19	112	3	10	47
Total Renewals	841	567	1827	797	1019	132	423	790	663	622	860	551	596	380	981	773	624	473
Percent Change	14.89%	-32.58%	222.22%	-56.38%	27.85%	-87.05%	220.45%	86.76%	-16.08%	-6.18%	38.26%	-35.93%	8.17%	-36.24%	158.16%	-21.20%	-19.28%	-24.20%

Active MEM	18538	18082	17830	15896	15575	14795	14097	13664	13620	13168	12541	12047	11504	11145	11350	11196	11014	11344
Zero Dues MEM	n/a	n/a	n/a	n/a	83083	83516	84327	85648	85820	86780	88936	89826	90928	91681	92187	93175	93718	93754
Total "MEM"	n/a	n/a	n/a	n/a	98658	98311	98424	99312	99440	99948	101477	101873	102432	102826	103537	104371	104732	105098
Percent Change	n/a	n/a	n/a	n/a	n/a	-0.35%	0.11%	0.90%	0.13%	0.51%	1.53%	0.39%	0.55%	0.38%	0.69%	0.81%	0.35%	0.35%

Last Year vs. This Year

	Jan-06	Jan-07		Active Donors w-MEM =	11344
Active w-MEM	14795	11344			
Active w/out MEM	1797	803		Lapsed & Zero Dues MEM =	93754
Total Active	16592	12147			
Percent Change		-26.79%		Total "MEM" w-Signed Certificate =	105098
Lapsed	1067	358		Member Signed Certificate =	"MEM"
Percent Change		-66.45%			
New Donors	114	240			
Percent Change		110.53%			
Renewals	132	473			
Percent Change		258.33%			

Jan-07 MEMBERSHIP BY STATE --- ACTIVE AND NON ACTIVE

<u>STATE</u>	<u>TOTAL "MEM"</u>	<u>NON ACTIVE "MEM"</u>	<u>ACTIVE "MEM"</u>	<u>ACTIVE "SUB"</u>	<u>TOTAL "ACTIVE"</u>
AL	1232	1073	159	6	165
AK	598	539	59	2	61
AZ	2487	2218	269	19	288
AR	640	584	56	3	59
CA	17295	15614	1681	116	1797
CO	2805	2481	324	32	356
CT	1167	1010	157	14	171
DE	310	273	37	4	41
DC	293	262	31	3	34
FL	5984	5305	679	49	728
GA	4946	4474	472	27	499
HI	410	363	47	3	50
ID	584	536	48	2	50
IL	3497	3075	422	38	460
IN	2348	2088	260	19	279
IA	776	681	95	2	97
KS	938	826	112	9	121
KY	809	723	86	7	93
LA	726	636	90	5	95
ME	671	613	58	2	60
MD	1872	1634	238	22	260
MA	2452	2210	242	23	265
MI	4393	3960	433	25	458
MN	1587	1408	179	12	191
MS	440	401	39	6	45
MO	1768	1558	210	17	227

<u>STATE</u>	<u>TOTAL "MEM"</u>	<u>NON ACTIVE "MEM"</u>	<u>ACTIVE "MEM"</u>	<u>ACTIVE "SUB"</u>	<u>TOTAL "ACTIVE"</u>
MT	385	351	34	4	38
NE	437	385	52	3	55
NV	1376	1223	153	11	164
NH	1163	1023	140	12	152
NJ	2455	2194	261	22	283
NM	922	821	101	4	105
NY	3693	3244	449	39	488
NC	2444	2173	271	6	277
ND	127	110	17	0	17
OH	3527	3105	422	34	456
OK	730	657	73	1	74
OR	1866	1696	170	12	182
PA	4757	4324	433	29	462
RI	215	192	23	0	23
SC	1192	1078	114	6	120
SD	177	150	27	0	27
TN	1744	1518	226	5	231
TX	6264	5554	710	58	768
UT	892	813	79	6	85
VT	346	314	32	8	40
VA	3171	2750	421	26	447
WA	3587	3218	369	19	388
WV	493	452	41	0	41
WI	1438	1273	165	13	178
WY	257	226	31	0	31
OTHER	412	365	47	18	65

	<u>TOTAL "MEM"</u>	<u>NON ACTIVE "MEM"</u>	<u>ACTIVE "MEM"</u>	<u>ACTIVE "SUB"</u>	<u>TOTAL "ACTIVE"</u>
TOTALS	105098	93754	11344	803	12147

DEFINITIONS: MEM = Member Signed Certificate

Total MEM = Total # Constituents Per State w-Member Signed Certificate

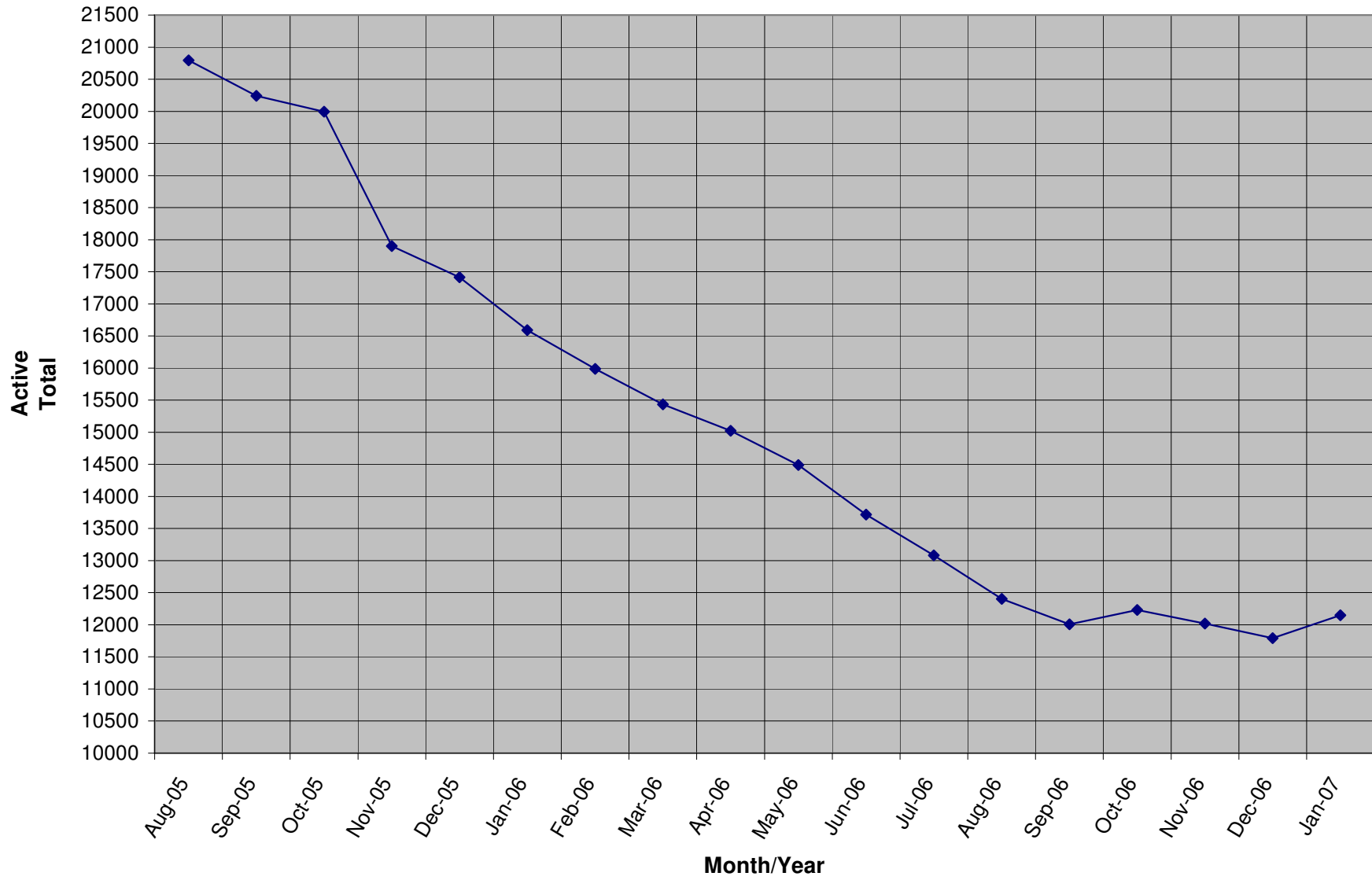
NON ACTIVE MEM = Const w-Signed Certificate who are Lapsed or Inquires ("Zero Dues Member")

ACTIVE MEM = Current Dues Paying or Lifetime Donor w-Signed Certificate (Formerly Called "Member" and number used for delegate count)

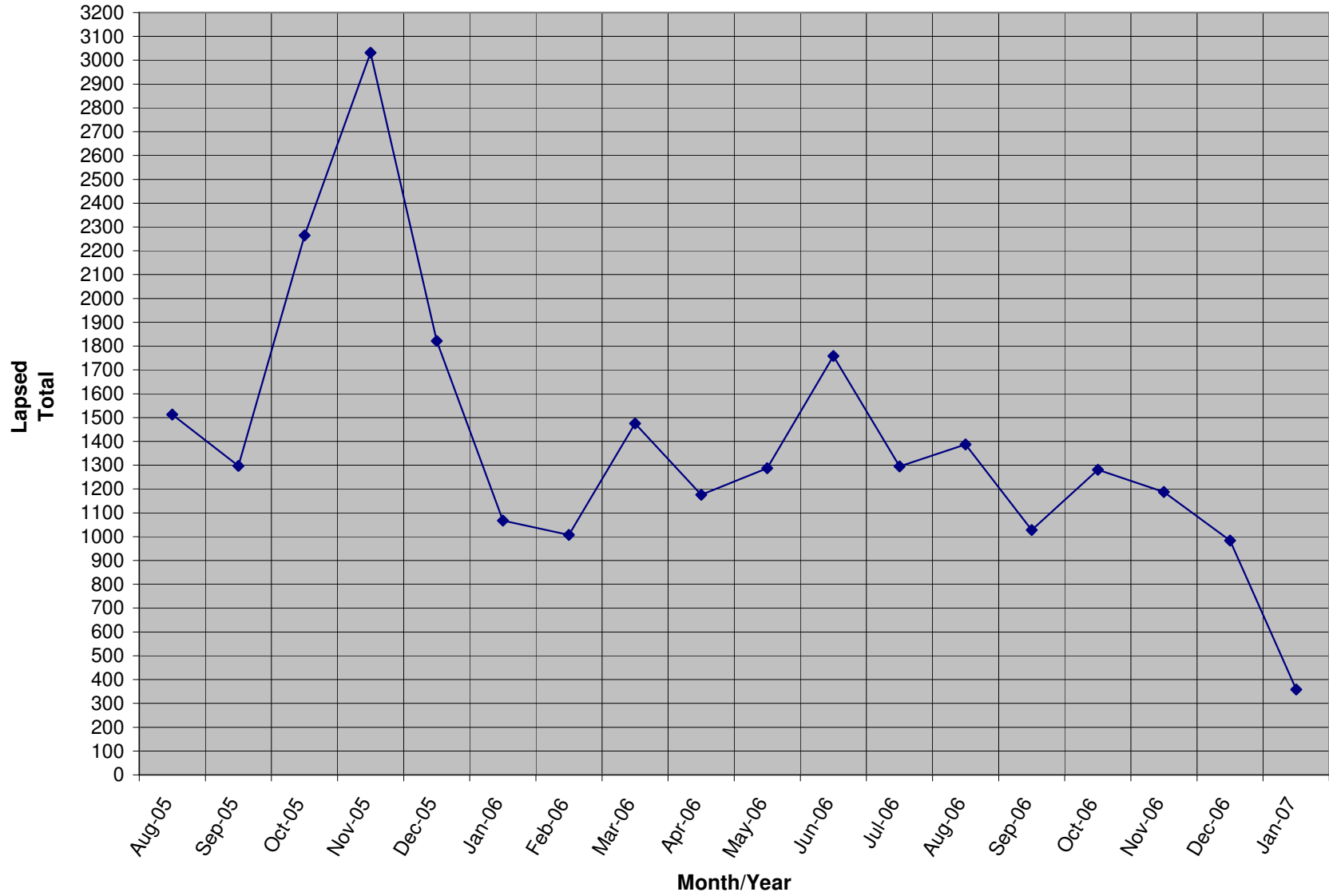
ACTIVE SUB (ACTIVE NON MEM) = Current Dues Paying or Lifetime Donors Whoe Have NOT Signed the Certificate (Formerly Called "Subscriber")

TOTAL ACTIVE = Current Dues Paying or Lifetime Donor

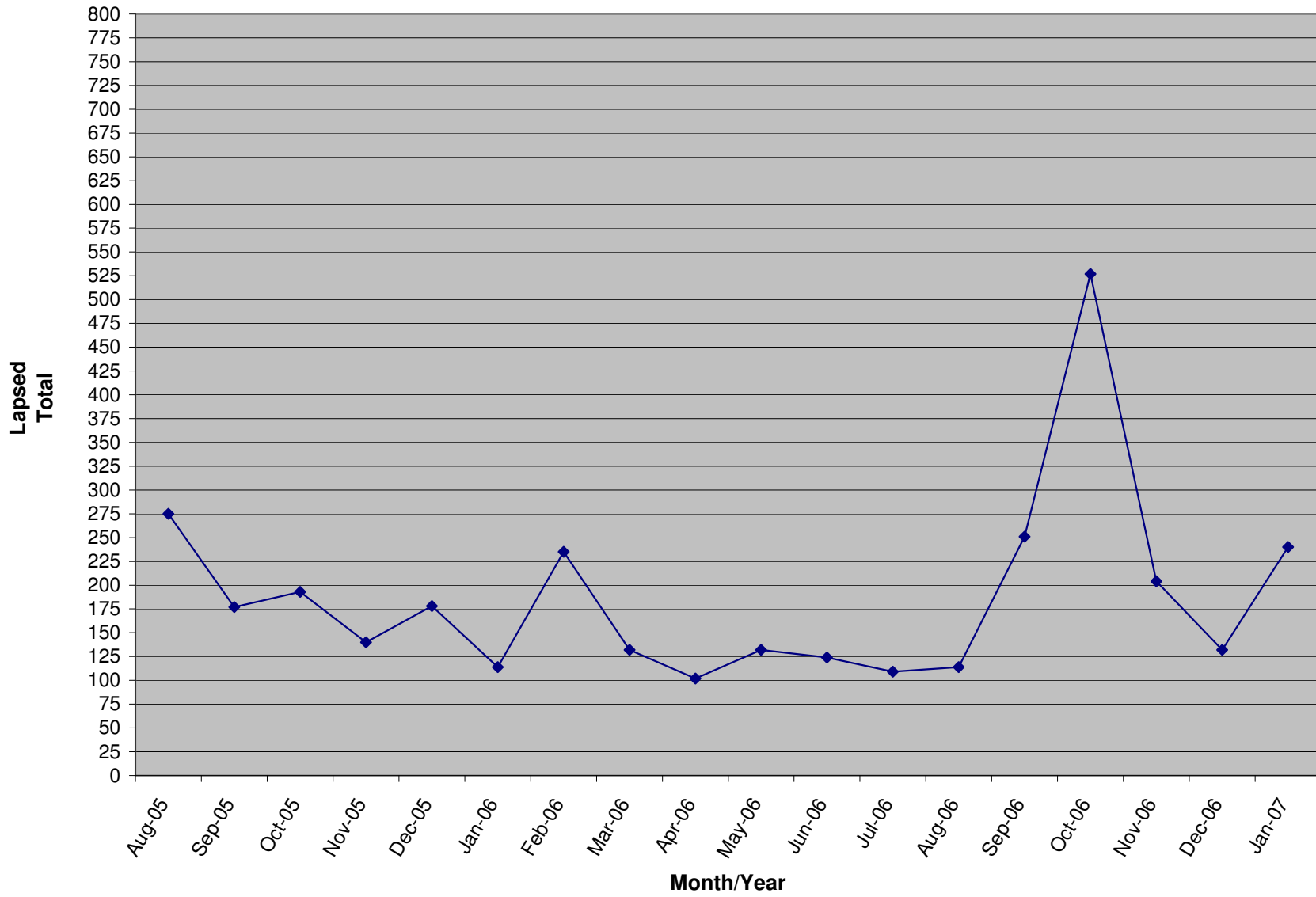
Active Donors



Lapsed Donors



New Donors



MEM Total

